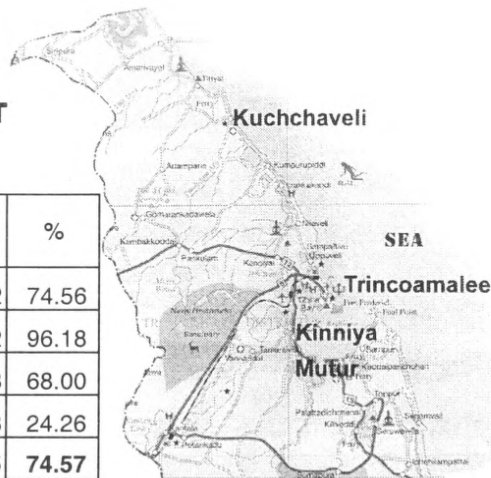


MUSLIM POPULATION IN THE TSUNAMI AFFECTED AREAS IN THE EASTERN PROVINCE

TRINCOMALEE DISTRICT

POPULATION - 2001

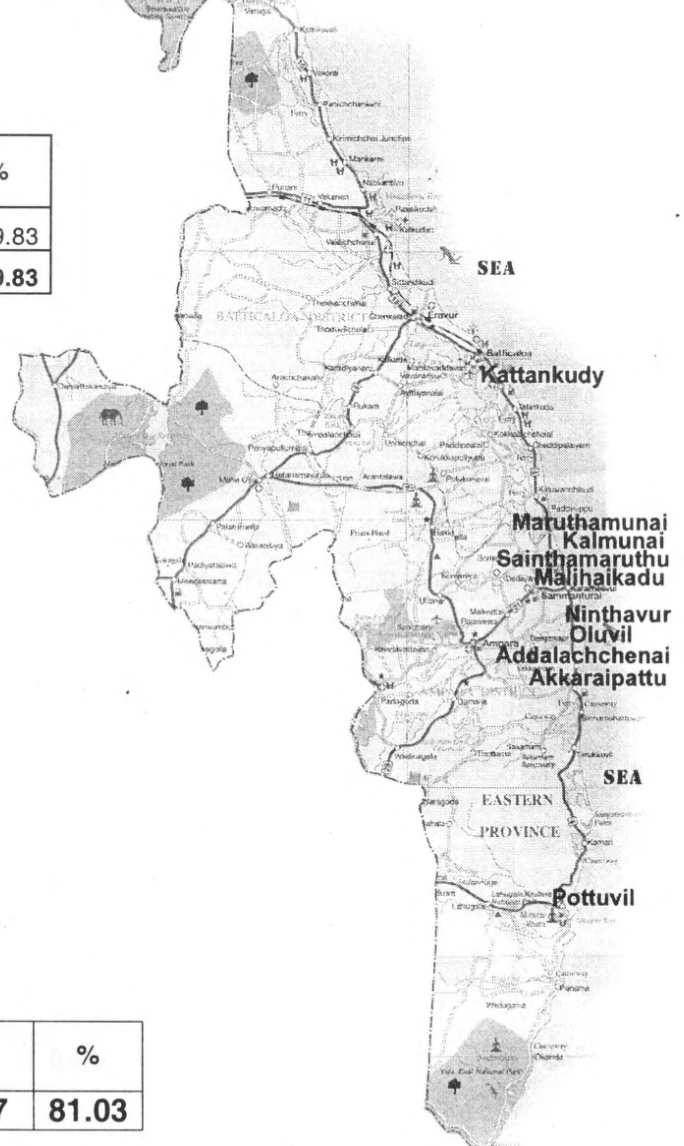
DS DIVISION	Total Population	Muslims	%
Muttur	42079	31372	74.56
Kinniya	55588	53462	96.18
Kuchchaveli	22572	15348	68.00
Trincomale Town	20908	5073	24.26
Total	141147	105255	74.57



BATTICALOA DISTRICT

POPULATION - 2001

DS DIVISION	Total Population	Muslims	%
Kattankudy	34732	34672	99.83
Total	34732	34672	99.83



AMPARA DISTRICT

POPULATION - 2001

DS DIVISION	Total Population	Muslims	%
Maruthamunai, Kalmunai	69842	42931	61.47
Sainthamaruthu, Malihaikadu	24014	23982	99.87
Nintavur	24548	23220	94.59
Oluvil, Addalaichchenai	35778	33318	93.12
Akkaraipattu	34959	33680	96.34
Pottuvil	28278	21669	76.63
Total	217419	178800	82.24

EASTERN PROVINCE

POPULATION - 2001

PROVINCE	Total Population	Muslims	%
Eastern	393,298	318,727	81.03

"Tsunami" Disaster, Sri Lanka, 26 December 2004

Divisional Secretaries Divisions	No. of Persons			Damaged Houses		Damaged Buildings		
	Families Affected	Death	Injured	Completely	Partially	Mosques	Schools	Hospital

Muslim Victims in Ampara District

1	Maruthamunai	1900	519	550	706	686	6	2	
2	Kalmunai	1563	360	1035	746	557	8	4	1
3	Sainthamaruthu	1360	209	200	403	444	7	3	1
4	Malihaikadu	250	34	7	1	3	1	1	1
5	Ninthavur	2282	76	622	460	944	5	3	1
6	Oluvil	211	1	4	31	57	1	-	
7	Addalachchenai	356	1	45	50	167	2	2	
8	Akkaraipattu	613	1	81	202	303	3	3	
9	Pottuvil	1429	118	122	836	445	3	-	
	Total	9964	1319	2666	3435	3606	36	18	4

Muslim Victims in Batticaloa District

1	Kattankudy	2874	35	283	1466	1232	6	3	1
2	Palamunai	598	20	38	289	297	3	1	1
3	Manchanthoduvai	31		2	11	17	1	1	
4	Poonochchimunai	182		12	122	36	1	1	
	Total	3685	55	335	1888	1582	11	6	2

Muslim Victims in Trincomalee District

1	Mutur	1293	302	1051	344	259	5	4	
2	Kinniya	3605	260	881	876	1359	10	6	2
3	Kuchchaveli	1261	29	95	229	209			
4	Trincomalee Town	283	2	21	34	64			
	Total	6442	593	2048	1483	1891	15	10	2

Muslim Victims in Eastern Province

TOTAL	20091	1967	5049	6806	7079	62	34	8
--------------	--------------	-------------	-------------	-------------	-------------	-----------	-----------	----------

2004 DECEMBER 26 "TSUNAMI" ✓

ASSESSMENT OF DESTRUCTIONS TO MUSLIMS IN THE EASTERN PROVINCE

SURVEY REPORT

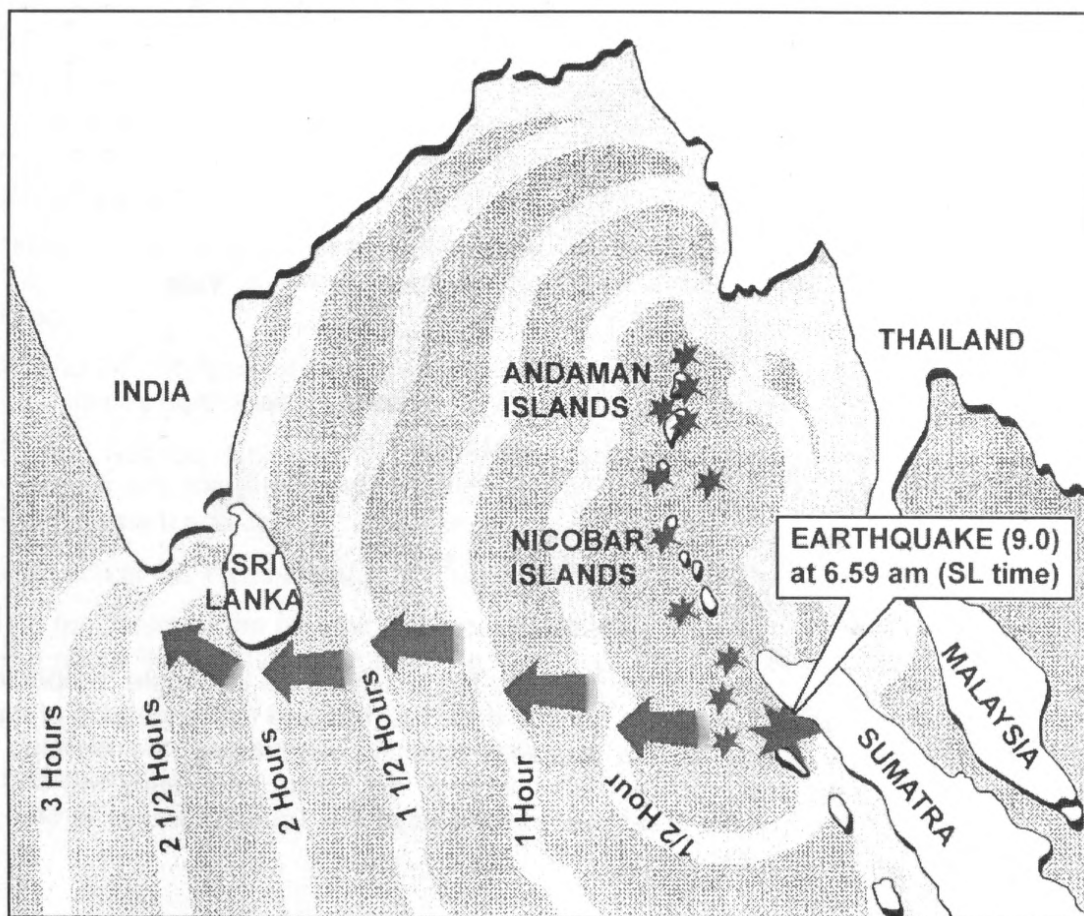
The underwater quake on 26 December 2004, which the U.S. Geological Survey put at magnitude 9.0 in the Richter scale, was the biggest since 1964, when a 9.2-magnitude earth quake struck Alaska. Enzo Boschi, the head of Italy's National Geophysics Institute, compared the quake's power to detonating a million atomic bombs the size of those dropped on Japan during World War II and said the shaking was so powerful it even disturbed the Earth's rotation.

A week before the disaster Peradeniya University's Geological Department, warned that we would have to be alert about the recent earth tremors. This warning came after the country experienced a few tremors in Yakkala, Gampaha and Warakapola.

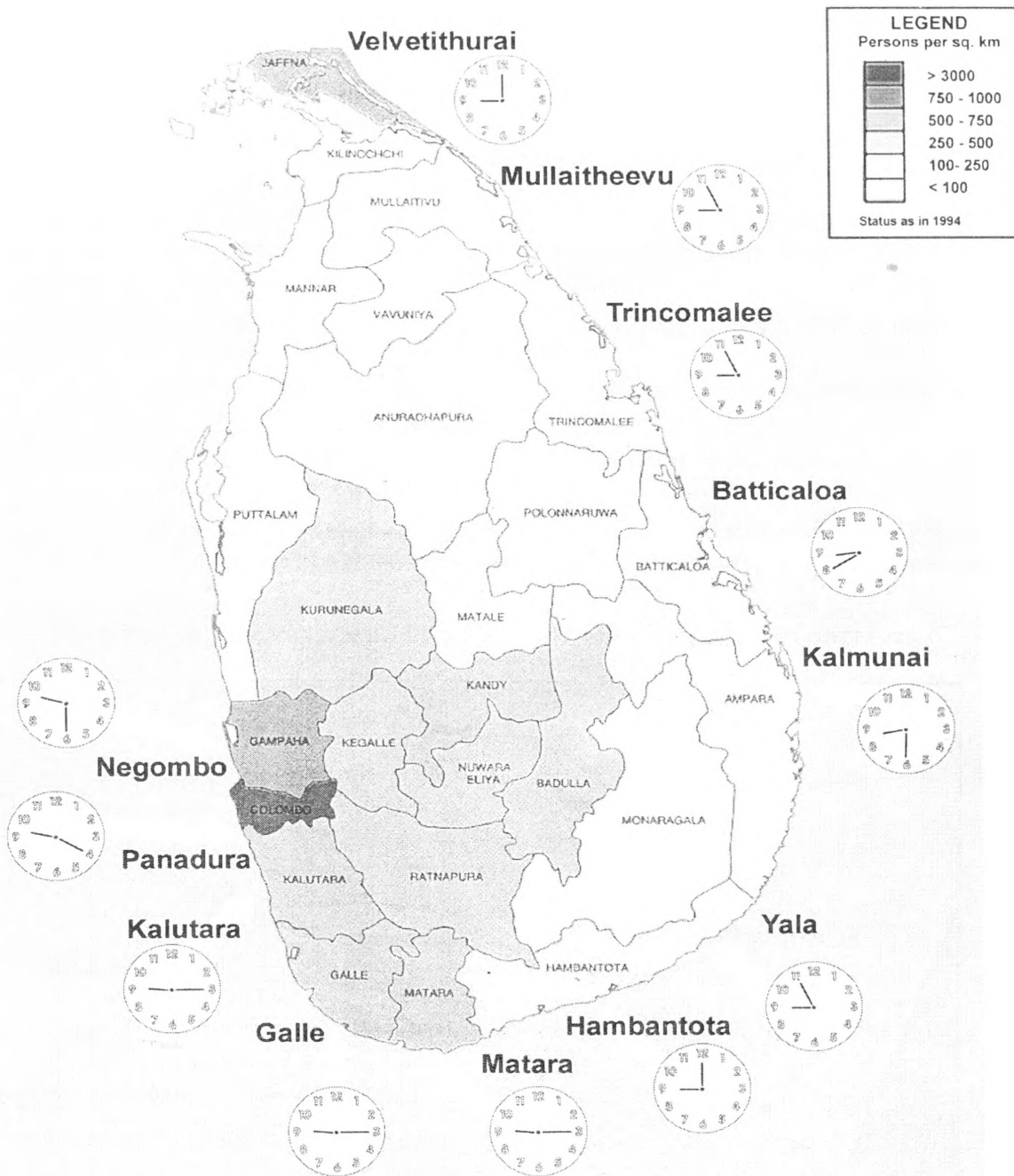
Between 7.05 am – 7.06 am on 26 December 2004 tremors experienced in some parts of Sri Lanka. Pallekele Seismological Station relayed data of the seaquake from its Seisometre to the Geological Survey and Mines Bureau (GSMB) in Colombo at 7.06 am.

Several international agencies also tried to contact Colombo to warn against the impending disaster, but due to the holidays they were unable to get through.

Travel time of 2004 December 26 Tsunami waves across the Indian Ocean



**Tsunami waves hit different parts of Sri Lanka
between 8.27 am - 10.30 am on Sunday 26 December 2004**



Tsunami came with no prior warning and did the biggest damage to people, properties and occupations in the recorded history of Sri Lanka. If the location and the magnitude of the earth quake could have been detected using available scientific instruments, the damage that a Tsunami is likely to cause can probably be minimized. Sri Lanka had nearly two and a half hours and if people in the coastal areas were informed of the Tsunami waves in time, many would have reacted differently and saved many lives.

2004 December 26 “Tsunami” Destructions

- The coastal belt covering the Districts of Amparai, Batticaloa, Trincomalee, Jaffna, Mullaitivu, Hambantota, Matara, Galle, Kalutara, Colombo and Puttalam were severely damaged by a Tsunami high rising and fast moving tidal waves on Sunday 26th December 2004.
- The giant Tsunami waves have not only caused the loss of precious lives in excess of 30,000 people but have caused 805,970 people to be homeless. Around 200,000 houses have been destroyed. This includes 130,000 fishermen's houses.
- Infrastructure of the tourist industry has been severely affected. Of the 25 beach hotels damaged in the coastal belt 06 in the Eastern Province have been washed away.
- Extensive damage has been caused to the fishery harbours and anchorages, access roads, ice and cold room facilities, community centres, electricity, drinking water facilities, and sanitary facilities have been destroyed.
- Extensive damage has been caused to the coastal railway line, 20 railway stations, 15 railway bridges, a large number of culverts and the signaling system have been affected. Three power sets and 04 locomotives have been completely washed away.
- The telecommunication networks in districts of Hambantota, Matara and Galle have been damaged.
- The drinking water supply and purifying plants have been damaged in Trincomalee, Batticaloa, Tangalle, Ampara, Ambalantota, Maggona and Hambantota causing these areas severe shortage of fresh water. The distribution network of fresh water (pipelines) in the coastal areas have been partially damaged and even completely destroyed in some places. Tube wells and the common wells used for fresh water in the absence of pipe borne water have been destroyed or polluted.
- Distribution lines of Electricity (low voltage lines of 600 km. Medium Voltage lines of 50 km. and 6500 km. of service lines) and substations were destroyed by the Tsunami in the coastal areas of the country.
- Damage has been caused to the regional storages and offices of Ceylon Petroleum Corporation (Galle and Kankasanturai), and fourteen filling stations in the tidal wave effected areas.
- Around 240 schools (primary and secondary) along the coastal belt have been affected by the Tsunami destroying the basic education facilities of the school going children.
- Several National Colleges of Education, Teachers Colleges and Teacher Centres in the coastal areas have been damaged. Three universities in the North and East (Eastern, South Eastern and Jaffna) have been affected.
- A section of the Yala national park has been severely affected.
- The rebuilding of the infrastructure damaged and replacement of the destroyed assets will cost about Rupees 125-150 billion. But the scale of human destruction is invaluable.

Source: *Department of National Planning*
Ministry of Finance and Planning, Colombo 01, Sri Lanka
January 2005

Assessment Survey of Destruction to Muslims in the Eastern Province

The Muslim Reconstruction and Resettlement Organisation - MRRO conducted a destruction assessment survey visiting each and every family as far as possible in the Tsunami effected Muslim areas in the Eastern Province to evaluate the damages to persons, residences and occupations of the Tsunami affected Muslim people.

Data collection instruments (questionnaires) were so designed that some key indicators could be obtained with the following objectives:

- Systematically assess the damages caused to the Muslim victims by visiting each and every family.
- Prepare a comprehensive report based on the field investigations on a professional basis.
- The final Destruction Assessment Survey Report to be submitted to the Government of Sri Lanka and the International Community for assistance to rebuild the affected areas and resettle the victims.

The destruction assessment surveys involved the distribution of 30,000 forms by 120 enumerators and assistants, 3 District Coordinators and 3 Assistant District Coordinators, who are the residents in the areas concerned. The victims have to fill the comprehensive questionnaires with regard to the damages caused to individual families. The forms have been collected back and checked the declarations case by case and attested by Justice of Peace. Since some affected families were not available in their original places at the time of the survey, it was not possible to obtain the details of all the victims. However we have obtained the required informations from 20,091 families (81,846 people) which is about 70% of the total Muslim victims in the Eastern Province. We have used the latest electoral voters list (the only authentic information available) to cross check the number of families lived in the affected coastal Muslim areas. From the 20,091 affected Muslim families we have interviewed in the Eastern Province the following informations were collected. These informations were fed into the computers and the final report prepared.

Mr. M.D.M. Vazeer, Director - Muslim Reconstruction and Resettlement Organisation - MRRO and Dr. Kumar Rupesinghe - Chairman of the Foundation for Co-Existence - FCE arranged financial support and facilitated the programme.

Destructions

1.0 Personal Destructions

Families	Population	Death					Injured				
		F	M	B	G	Total	F	M	B	G	Total
20091	81846	199	436	583	749	1967	1808	1407	1062	772	5049

F-Father, M-Mother, B-Boys, G-Girls

2.0 Residential Destructions

2.1 Fully Damaged

Families	Land Value	House Value	Total
6806	2,536,025,700	2,428,825,650	4,964,851,350
	(US\$ 25,360,257)	(US\$ 24,288,256.50)	(US\$ 49,648,513.50)

2.2 Partially Damaged

Families	Land Value	House Value	Total
7079	2,883,388,143	2,363,360,600	5,246,748,743
	(US\$ 28,833,881.43)	(US\$ 23,633,606)	(US\$ 52,467,487.43)

2.3 Nature of Damage Not Given

Families	Land Value	House Value	Total
2096	918,999,700 (US\$ 9,189,997)	1,103,272,690 (US\$ 11,032,726.90)	2,022,272,390 (US\$ 20,222,723.90)

2.4 Residential Destructions Total

Families	Land Value	House Value	Total
15981	6,338,413,543 (US\$ 63,384,135.43)	5,895,458,940 (US\$ 58,954,589.40)	12,233,872,483 (US\$ 122,338,724.83)

3.0 Occupational Destructions

Families	Business Value	Other Value	Total
20091	1,768,518,711 (US\$ 17,685,187.11)	3,133,241,525 (US\$ 31,332,415.25)	4,901,760,236 (US\$ 49,017,602.36)

3.1 Businessmen

Families	Business Value	Other Value	Total
2383	391,348,494 (US\$ 3,913,484.94)	517,125,949 (US\$ 5,171,259.49)	908,474,443 (US\$ 9,084,744.43)

3.2 Casual Labours

Families	Business Value	Other Value	Total
4245	80,663,535 (US\$ 806,635.35)	615,978,618 (US\$ 6,159,786.18)	696,642,153 (US\$ 6,966,421.53)

3.3 Doctors

Families	Business Value	Other Value	Total
19	4,274,000 (US\$ 42,740)	3,065,300 (US\$ 30,653)	7,339,300 (US\$ 73,393)

3.4 Drivers

Families	Business Value	Other Value	Total
434	22,820,550 (US\$ 228,205.50)	101,107,000 (US\$ 1,011,070)	123,927,550 (US\$ 1,239,275.50)

3.5 Farmers

Families	Business Value	Other Value	Total
1310	66,760,770 (US\$ 667,607.70)	250,008,300 (US\$ 2,500,083)	316,769,070 (US\$ 3,167,690.70)

3.6 Fishermen

Families	Business Value	Other Value	Total
5762	921,187,479 (US\$ 9,211,874.79)	692,674,008 (US\$ 6,926,740.08)	1,613,861,487 (US\$ 16,138,614.87)

3.7 Government, State Employees and Retired

Families	Business Value	Other Value	Total
527	16,881,013 (US\$ 168,810.13)	97,819,550 (US\$ 978,195.50)	114,700,563 (US\$ 1,147,005.63)

3.8 Skill Labours

Families	Business Value	Other Value	Total
959	68,753,030 (US\$ 687,530.30)	146,871,900 (US\$ 146,871.9)	215,624,930 (US\$ 2,156,249.30)

3.9 Tailors

Families	Business Value	Other Value	Total
217	16,874,450 (US\$ 168,744.50)	30,066,900 (US\$ 300,669)	46,941,350 (US\$ 469,413.50)

3.10 Teachers

Families	Business Value	Other Value	Total
277	29,946,550 (US\$ 299,465.50)	73,343,180 (US\$ 733,431.80)	103,289,730 (US\$ 1,032,897.30)

3.11 Weavers

Families	Business Value	Other Value	Total
225	54,266,150 (US\$ 542,661.50)	55,757,400 (US\$ 557,574)	110,023,550 (US\$ 1,100,235.50)

3.12 Others

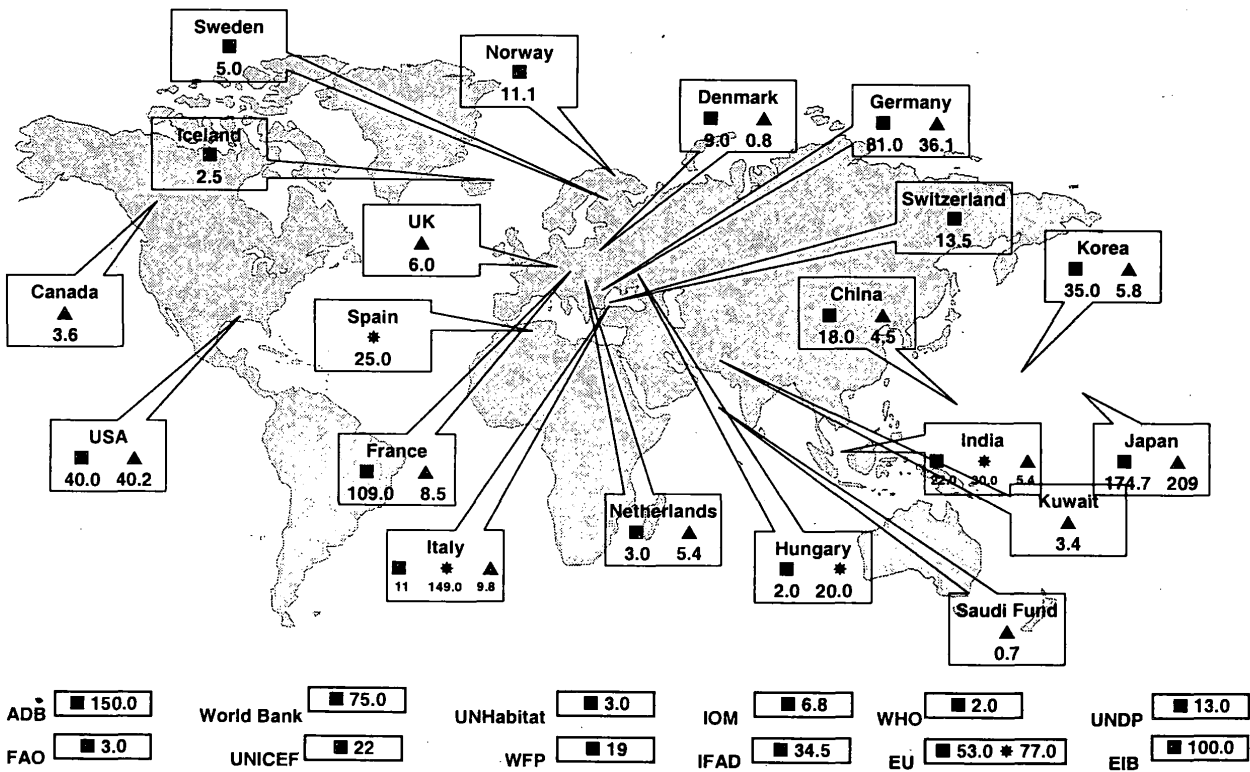
Families	Business Value	Other Value	Total
417	16,514,378 (US\$ 165,143.78)	78,361,445 (US\$ 783,614.45)	94,875,823 (US\$ 948,758.23)

3.13 Occupation Not Given

Families	Business Value	Other Value	Total
3316	78,228,313 (US\$ 782,283.13)	471,061,975 (US\$ 4,710,619.75)	549,290,288 (US\$ 5,492,902.88)

Total			Total
			17,135,632,719 (US\$ 171,356,327.19)

Donor Assistance for Post-Tsunami Activities



■ Total Commitment upto March 23, 2005 - US\$m 1,018.1 * Additional amount expected - US\$m 301.0 ▲ Debt relief - US\$m 339.2

Resettlement of Muslim “Tsunami” Victims

When we talk about Tsunami victims, we are talking about an extremely diverse population. In addition to their socio-economic differences, there are also other characteristics that need to be taken in to account. These include ethnicity, religion, culture, age, health condition, gender, disability and trauma. All these factors and circumstances need careful attention in the process of resettlement. If not, it can lead to serious problems.

The biggest challenge that the Government is facing is to restore the lifestyle of the “Tsunami” affected people to normalcy. This requires reconstruction of their damaged houses and providing them livelihood assets for the affected families. Reconstruction of the damaged infrastructure facilities is another high priority need.

People who were living along the coast have been dependent on sources of livelihood connected with their location. Fishing, tourism related activities and cottage industries are the main sources of livelihood for most of these people. Those who were living in towns affected by the disaster were dependent on a wide range of economic activities such as business, white collar employment, professional services, etc. For them the restoration of their former livelihoods is no doubt prerequisite to resuming normal lives. Yet, this is virtually impossible for them unless the process is facilitated and assisted by the state.

For planning the rebuilding and resettlement programme, it is essential to have reliable and accurate information about the impact on the lives and properties destroyed by the “Tsunami”. It is a complex process that should be handled with care with the full participation of all stakeholders at the grass roots level. If this is not done properly, it can have an adverse effect on the quality of life of the resettled.

Closely connected to livelihood restoration is re-settlement. Resettlement is an equally complex process as what is involved is not just building houses. People affected have been living in coastal areas for generations, often on ancestral property. They had their social networks based on kinship, class, and other factors. When they are uprooted, these networks got disrupted.

The extent and the value of land and other assets owned by the affected families cannot be ignored in finding solutions to their resettlement problems. In this regard, the desires and preferences of the people to be resettled or assisted in the process of resettlement should also be taken into consideration. No arbitrarily designed resettlement options should be imposed on helpless victims of Tsunami as such solutions are likely to aggravate the problems of the people who are already traumatized. On the other hand, makeshift housing should be replaced by solidly built structures at a reasonable distance from the beach.

The resettlement process needs to be carefully planned and implemented with the full participation of settler families themselves. Resettlement is meant for them and therefore, it is they who should decide where and with whom they are going to live. It does not mean that there are no constraints. Every effort has to be made to find the best-possible options of resettlement. The bottom line, however is that the settler’s new situation should be better after resettlement in comparison to their pre-Tsunami situation. It should certainly not be worse than before. The only way to ensure a positive outcome for the settlers is to pay adequate attention to individual circumstances and desires so that they are not forced into undesirable situations.

People who have been affected or displaced come from diverse socio-economic and cultural backgrounds. While there were poor people living in makeshift housing along the coast, others were well established families living in modern houses. There were unskilled workers

and the self-employed. On the other hand some of the people affected had lucrative businesses in such fields as tourism, trade, industry and fisheries. There were also regular employees in the public and private sectors.

The Muslim areas and the families affected by the Tsunami in the Eastern Province are within the administrative and security control of Sri Lanka Government (GOSL). All those who engage in resettlement related activities should work within the framework of local bodies such as Municipalities, Urban Councils and Pradeshiya Sabhas. At present all the local bodies in the predominant Muslim Area in the Eastern Province stand dissolved and do not have the capacity to manage a massive resettlement and reconstruction programme of this magnitude. In fact, we should take the disaster as an opportunity to demand local government elections immediately in the Muslim areas. Once the reconstruction and resettlement exercises are completed, it is the local councils that will have to service the communities in the areas of public health, water supply, electricity, sanitation, maintenance of roads and other basic infrastructures.

The people affected expect individual attention and specific solutions to suit different families. The agencies that deal with issues of livelihood restoration will be required to visit each family and or household to find out how best they can be assisted. The desires and expectations of affected families and individuals should be taken into consideration in finding solutions to livelihood problems. This can be a painstaking exercise but we have no choice in the matter if the objective is to ensure that people who lost their livelihoods regain their economic strength within a reasonable period of time.

Resettlement of families affected by Tsunami is likely to change the resettlement pattern in the coastal areas. While there will be changes in the old settlement, wholly new settlements are also going to come up in these areas. When such change and developments take place, it is necessary to ensure that the resettled people have not only opportunities to maintain their social networks but also access to divers support services.

M.I.M. MOHIDEEN,

Chairman/ Managing Director,

Muslim Reconstruction and Resettlement Organisation – MRRO

26 December 2005

ASSESSMENT SURVEY TEAM

Project Office, Colombo

Project Directors:

Mr. M.I.M. Mohideen – Chairman/ Managing Director,
Muslim Reconstruction and Resettlement Organisation
Mr. M.D.M. Vazeer – Director,
Muslim Reconstruction and Resettlement Organisation

Computer Assistant:

Mr. H.H. Suhail Mohamed

Computer Operators:

Mr. A.A. Rizmy Mohamed
Miss. F. Najath Nagoor Gany

Ampara District

District Coordinator

Mr. I.M. Ibrahim

Enumerators:

Maruthamunai:

1. A. Abdul Azeez
2. A.M. Jazeel
3. A.M. Asver
4. Y.L.M. Asaam

Kalmunai:

1. M.H.S. Safiya
2. S.M.M. Nafar
3. A.M. Sathiq
4. S.L.M. Saheer Abbas

Sainthamaruthu:

1. M.K.S. Nafeesa
2. A. Jasmin
3. M.M. Ramzana

Ninthavur:

1. A. Moohumina Ummah
2. A.L. Habeeba
3. A.L. Sithy Najma
4. H. Fathima Fahmi

4. A.R. Jabarulla
5. A. Nisrin Sahani
6. A. Sarjana Behum

Oluvil:

1. A.M. Faizal Mowlavi

Addalachchenai:

1. M.H. Abdul Rahman

Akkaraipattu:

1. M.I. Liyakath Ali

Pottuvil:

1. J.A. Kaiyoom
2. M.I. Rihanudeen

Batticaloa District**District Coordinator:**

Mr. U.L.M.N. Mubeen

Enumerators:

Kattankudy:

1. M.A. Saboordeen
2. M.I.M. Fowzan
3. J.M. Jamhak
4. M.J.M. Fahim
5. A.S.M. Safeer
6. M.M.M. Fowz
7. A.L.M. Siyam
8. M.S.M. Azeem
9. A.M. Haither Ali
10. M.C.M. Irfan
11. M.M. Raheem
12. A.B.M. Sideek

Trincomalee District

District Coordinator:

Mr. M.A.M. Anvar

Enumerators:

Mutur:

1. M.M.Fasith
2. K.M.Mumthaj
3. M.B.M.Jesmin
4. M.Nismath
5. A.L.M.Siraj
6. A.W.M.Rafi
7. M.S.M.Nasrin
8. A.S.M.Abdeen
9. M.H.Irfan
10. K.M.Jisahir
11. G.M.Haris

Kinniya:

1. M.K.Noorullah
2. M.Riyas
3. M.K.Nasri
4. M.A.Mafas
5. A.M.Rilwan
6. Y.Maskoor
7. M.F.M.Riyas
8. S.Asath
9. B.M.Amjath
10. M.f.M.Nafri
11. M.I.Naleem
12. M.I.Saleem.

Trincomalee and Kuchchveli:

1. J.S.H.Jarus
2. A.C.Fairoos
3. Noorul Ismiya
4. A.C.Usair
5. V.T.Farzath
6. AM.M.Rafeek
7. J.B.Faleel
8. I.Rinoos
9. A.Maheer
10. K.Hilmy
11. B.Rasme

Primary Objects:

- i To ensure the safety and security of the Muslims displaced as a result of ethnic conflict and Tsunami destruction in Sri Lanka.
- ii To protect and promote the welfare of the Muslims in Sri Lanka.
- iii To assess the needs of Muslims affected by ethnic violence and Tsunami destruction in Sri Lanka.
- iv To obtain aid and support for the reconstruction and resettlement of Muslims affected by ethnic violence and Tsunami destruction in Sri Lanka.
- v To reconstruct the Residential Houses, Business Premises, Educational, Religious and other properties of the Muslims affected as a result of ethnic violence and Tsunami destruction in Sri Lanka.
- vi To resettle the Muslims displaced as a result of ethnic conflict and Tsunami destruction in Sri Lanka.

Subscribers:

1. Mr. M.I.M. Mohideen,
Akkaraipattu
Chairman/ Managing Director
2. Mr. M.D.M. Vazeer,
Matara
Director
3. Mr. A.L.A. Jawath,
Kattankudy
Director
4. Mr. I.M. Ibrahim,
Sammanthurai
5. Mr. U.L.M.N. Mubeen,
Kattankudy
6. Mr. M.A.M. Anver,
Kinniya
7. Mr. M.I. Liyakathali,
Akkaraipattu



ශ්‍රී ලංකා ප්‍රජාතාන්ත්‍රික සමාජවාදී ජනරජය
இலங்கைச் சனநாயக சோசலிசக் குடியரசு
DEMOCRATIC SOCIALIST REPUBLIC OF SRI LANKA

සමාගම් අංකය
கொம்பனி இல. } එස්(ඒ)
No. of Company } N(A)1348

1982 අංක 17 දරන සමාගම් පනත
1982 ஆம் ஆண்டின் 17 ஆம் இலக்கக் கொம்பனிகள் சட்டம்
The Companies Act, No. 17 of 1982

සීමාසහිත සමාගම
வரைவுள கொம்பனி
LIMITED COMPANY

සංස්ථාවක් ලෙස නීතිගත කළ බවට දෙන සහතිකය
கட்டி.ணைய்ப்புச் சான்றிதழ்
CERTIFICATE OF INCORPORATION

(15 (1) වැනි වගන්තිය අනුවයි)
(15 (1) ஆம் பிரிவுக்கிணங்க)
(Pursuant to Section 15 (1))

මුස්ලිම් පිනස්ට්‍රක්ෂන් ඇන්ඩ් රිසෙට්ලිමන්ට් ඕෆ් ශ්‍රී ලංකාව

1982 අංක 17 දරන සමාගම් පනත යටතේ අද දින සංස්ථාවක් ලෙස නීතිගත කළ බවත්, ඒ සමාගම සීමාසහිත සමාගමක් බවත්, මම මෙයින් සහතික කරමි.

என்றும் கொம்பனி 1982 ஆம் ஆண்டின் 17 ஆம் இலக்கக் கொம்பனிகள் சட்டத்தின் கீழ் இன்று கட்டி.ணைய்ப்புப்படுத்திற்று, என்றும் அக்கொம்பனி வரைவுளது என்றும் இத்தகால் சான்றளிக்கின்றேன்.


I Hereby Certify that MUSLIM RECONSTRUCTION AND RESETTLEMENT ORGANIZATION

in this day incorporated under the Companies Act, No. 17 of 1982, and that the Company is Limited.

වර්ෂ දෙදහසේ පහ වැනි අවුරුදු ප්‍රති මස 05 දින දී
මා මෙදින කොළඹේදී අත්සන් කොට දුනිමි.

இரண்டாயிரத்து ஆம் ஆண்டு இன்று கொம்பனியில் எனது கைகொப்பமிட்டுக் கொடுக்கப்பட்டது.

Given under my hand at Colombo, this 5th day of June 2005.
Two Thousand and Five.



සමාගම් පෙරීස්ට්‍රාර්,
கொம்பனிகள் பதிவாளர்,
Registrar of Companies.

H 21682 - 25.000 (2004/08) ශ්‍රී ලංකා රජයේ මුද්‍රණ දෙපාර්තමේන්තුව

LICENCE BY THE REGISTRAR OF COMPANIES
(PURSUANT TO SECTION 21 OF THE COMPANIES ACT NO.17 OF 1982)

Whereas it has been proved to the satisfaction of the Registrar of
Companies that

MUSLIM RECONSTRUCTION AND RESETTLEMENT ORGANIZATION

an Association about to be formed as a Limited Company under the Companies
Act No.17 of 1982, is to be formed for the purpose of promoting objects of
the nature contemplated by Section 21 of the said Companies Act and that it
is the intention of the said

MUSLIM RECONSTRUCTION AND RESETTLEMENT ORGANIZATION

that the income and profits of the Association whensoever derived shall be
applied solely towards the promotion of the objects of the Association as
set forth in the Memorandum of Association of the said

MUSLIM RECONSTRUCTION AND RESETTLEMENT ORGANIZATION

and that no portion thereof shall be paid or transferred directly or
indirectly by way of dividend or bonus or otherwise howsoever by way of
profit to the members of

MUSLIM RECONSTRUCTION AND RESETTLEMENT ORGANIZATION

Now therefore, I **DIAS KARUNARATNE HEMTIARACHCHI**
Registrar of Companies, in pursuance of the powers vested in me and in
consideration of the provisions and subject to the conditions contained in
the Memorandum of Association of the said

MUSLIM RECONSTRUCTION AND RESETTLEMENT ORGANIZATION

submitted by **Seven** members thereof on 9th June 2005
do by this Licence direct

MUSLIM RECONSTRUCTION AND RESETTLEMENT ORGANIZATION

to be registered as a company with Limited Liability without the addition
of the word 'LIMITED' to its name.

Signed at Colombo this *ten* day of June Two Thousand Five.



[Signature]
REGISTRAR OF COMPANIES



Distribution of Relief goods received from Dubai to Tsunami Victims from Ullai, Pottuvil in Senkamam Camp – 31 December 2004



26 December 2004 Tsunami Destruction Assessment Survey Consultative Meeting in Pottuvil – 01st January 2005



**"Tsunami" Disaster, Sri Lanka, 26 December 2004
Muslim Victims in Ampara District**

	Divisional Secretaries Divisions	No. of Persons			Damaged Houses		Damaged Buildings		
		Families Affected	Death	Injured	Completely	Partially	Mosques	Schools	Hospital
1	Maruthamunai	1900	519	550	706	686	6	2	
2	Kalmunai	1563	360	1035	746	557	8	4	1
3	Sainthamaruthu	1360	209	200	403	444	7	3	1
4	Malihaikadu	250	34	7	1	3	1	1	1
5	Ninthavur	2282	76	622	460	944	5	3	1
6	Oluvil	211	1	4	31	57	1	-	
7	Addalachchenai	356	1	45	50	167	2	2	
8	Akkaraipattu	613	1	81	202	303	3	3	
9	Pottuvil	1429	118	122	836	445	3	-	
	Total	9964	1319	2666	3435	3606	36	18	4

Tsunami Destructions - Ampara District

1.0 Personal Destructions

Families	Population	Death					Injured				
		F	M	B	G	Total	F	M	B	G	Total
9964	39907	120	318	378	503	1319	893	768	568	437	2666

F-Father, M-Mother, B-Boys, G-Girls

2.0 Residential Destructions

2.1 Fully Damaged

Families	Land Value	House Value	Total
3435	Rs. 1,444,768,500	1,711,882,250	3,156,650,750
	US\$ 14,447,685	17,118,823	31,566,508

2.2 Partially Damaged

Families	Land Value	House Value	Total
3606	Rs. 1,704,389,848	1,383,303,400	3,087,693,248
	US\$ 17,043,898	13833034	30876932.48

2.3 Nature of Damage Not Given

Families	Land Value	House Value	Total
1049	Rs. 628,826,300	751,367,600	1,380,193,900
	US\$ 6288263	7513676	13801939

2.4 Residential Destructions Total

Families	Land Value	House Value	Total
8090	Rs. 3,777,984,648	3,846,553,250	7,624,537,898
	US\$ 37779846.48	38465532.5	76245378.98

3.0 Occupational Destructions

Families	Business Value	Other Value	Total
9964	Rs. 865,628,463	2,276,424,943	3,142,053,406
	US\$ 8656284.63	22764249.43	31420534.06

3.1 Businessmen

Families	Business Value	Other Value	Total
953	Rs. 187,116,915	350,522,175	537,639,090
	US\$ 1871169.15	3505221.75	5376390.9

3.2 Casual Labours

Families	Business Value	Other Value	Total
2311	Rs. 41,048,260	456,766,698	497,814,958
	US\$ 410482.6	4567666.98	4978149.58

3.3 Doctors

Families	Business Value	Other Value	Total
7	Rs. 720,000	2,366,300	3,086,300
	US\$ 7200	23663	30863

3.4 Drivers

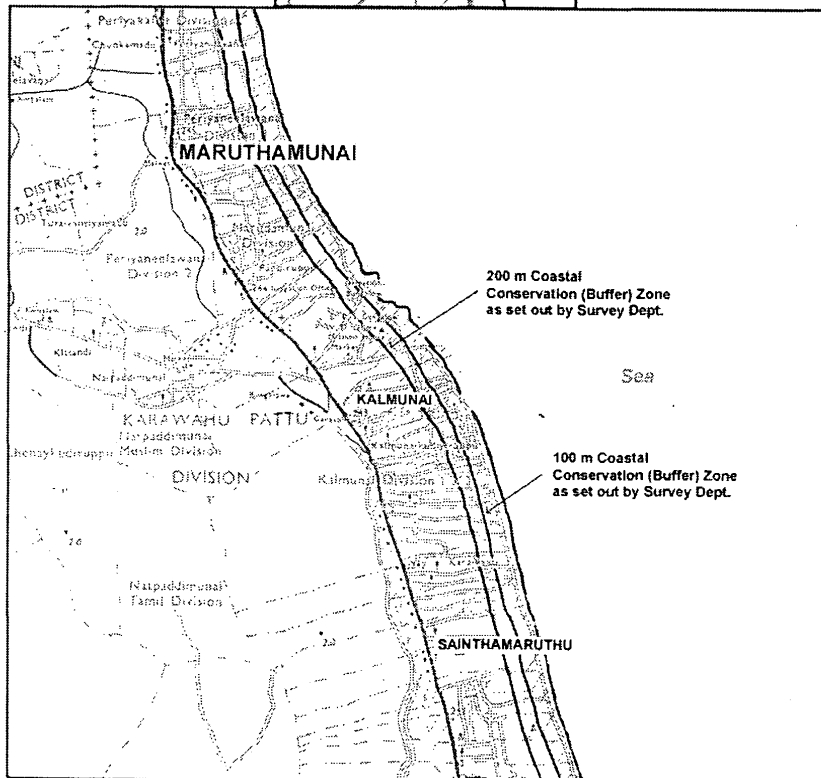
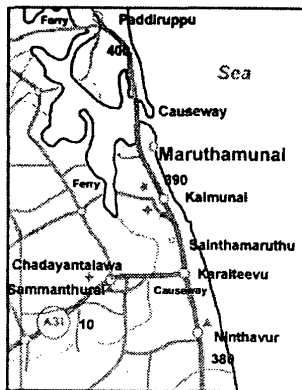
Families	Business Value	Other Value	Total
292	Rs. 18,096,400	84,363,600	102,460,000
	US\$ 180964	843636	1024600

3.5 Farmers				
Families		Business Value	Other Value	Total
983	Rs.	24,093,700	221,312,000	245,405,700
	US\$	240937	2213120	2454057
3.6 Fishermen				
Families		Business Value	Other Value	Total
2129	Rs.	431,147,750	456,468,905	887,616,655
	US\$	4311477.5	4564689.05	8876166.55
3.7 Government, State Employees and Retired				
Families		Business Value	Other Value	Total
188	Rs.	5,514,708	53,924,900	59,439,608
	US\$	55147.08	539249	594396.08
3.8 Skill Labours				
Families		Business Value	Other Value	Total
443	Rs.	47,155,880	105,919,100	153,074,980
	US\$	471558.8	1059191	1530749.8
3.9 Tailors				
Families		Business Value	Other Value	Total
82	Rs.	8,559,550	19,321,850	27,881,400
	US\$	85595.5	193218.5	278814
3.10 Teachers				
Families		Business Value	Other Value	Total
93	Rs.	5,155,550	45,894,575	51,050,125
	US\$	51555.5	458945.75	510501.25
3.11 Weavers				
Families		Business Value	Other Value	Total
177	Rs.	51,562,000	52,026,900	103,588,900
	US\$	515620	520269	1035889
3.12 Others				
Families		Business Value	Other Value	Total
232	Rs.	6,839,300	51,774,370	58,613,670
	US\$	68393	517743.7	586136.7
3.13 Occupation Not Given				
Families		Business Value	Other Value	Total
2074	Rs.	38,618,450	375,763,570	414,382,020
	US\$	386,184.50	3,757,635.70	4,143,820.20
Total			Rs.	10,766,591,304
			US\$	107,665,913.04

2004 DECEMBER 26 "TSUNAMI"

**ASSESSMENT OF DESTRUCTIONS TO MUSLIMS
IN THE EASTERN PROVINCE
SRI LANKA**

**MARUTHAMUNAI
AMPARA DISTRICT**



MUSLIM RECONSTRUCTION AND RESETTLEMENT ORGANISATION - MRRO
57, Norris Canal Road, Colombo 10, SRI LANKA, TP: 94 11 2697032, Fax: 94 11 2696147, E-mail: muslimrt@sltnet.lk

Tsunami Destructions - Maruthamunai

1.0 Personal Destructions

Families	Population	Death					Injured				
		F	M	B	G	Total	F	M	B	G	Total
1900	7255	54	159	125	181	519	184	143	132	91	550

F-Father, M-Mother, B-Boys, G-Girls

2.0 Residential Destructions

2.1 Fully Damaged

Families	Land Value	House Value	Total
706	Rs. 551,225,000	684,445,000	1,235,670,000
	US\$ 5,512,250	6,844,450	12,356,700

2.2 Partialy Damaged

Families	Land Value	House Value	Total
686	Rs. 590,677,848	306,644,250	897,322,098
	US\$ 5,906,778	3066442.5	8973220.98

2.3 Nature of Damage Not Given

Families	Land Value	House Value	Total
347	Rs. 346,423,000	363,170,000	709,593,000
	US\$ 3464230	3631700	7095930

2.4 Residential Destructions Total

Families	Land Value	House Value	Total
1739	Rs. 1,488,325,848	1,354,259,250	2,842,585,098
	US\$ 14883258.48	13542592.5	28425850.98

3.0 Occupational Destructions

Families	Business Value	Other Value	Total
1900	Rs. 187,104,600	705,499,475	892,604,075
	US\$ 1871046	7054994.75	8926040.75

3.1 Businessmen

Families	Business Value	Other Value	Total
339	Rs. 57,270,250	160,889,700	218,159,950
	US\$ 572702.5	1608897	2181599.5

3.2 Casual Labours

Families	Business Value	Other Value	Total
432	Rs. 10,153,650	140,935,070	151,088,720
	US\$ 101536.5	1409350.7	1510887.2

3.3 Doctors

Families	Business Value	Other Value	Total
3	Rs. 10,000	2,050,000	2,060,000
	US\$ 100	20500	20600

3.4 Drivers

Families	Business Value	Other Value	Total
80	Rs. 8,303,000	32,577,500	40,880,500
	US\$ 83030	325775	408805

3.5 Farmers

Families		Business Value	Other Value	Total
7	Rs.	765,000	2,046,250	2,811,250
	US\$	7650	20462.5	28112.5

3.6 Fishermen

Families		Business Value	Other Value	Total
121	Rs.	11,985,000	41,198,000	53,183,000
	US\$	119850	411980	531830

3.7 Government, State Employees and Retired

Families		Business Value	Other Value	Total
52	Rs.	2,180,500	21,152,400	23,332,900
	US\$	21805	211524	233329

3.8 Skill Labours

Families		Business Value	Other Value	Total
80	Rs.	17,651,000	28,254,500	45,905,500
	US\$	176510	282545	459055

3.9 Tailors

Families		Business Value	Other Value	Total
33	Rs.	4,475,000	11,230,000	15,705,000
	US\$	44750	112300	157050

3.10 Teachers

Families		Business Value	Other Value	Total
50	Rs.	2,675,000	35,760,275	38,435,275
	US\$	26750	357602.75	384352.75

3.11 Weavers

Families		Business Value	Other Value	Total
175	Rs.	51,302,000	52,026,900	103,328,900
	US\$	513020	520269	1033289

3.12 Others

Families		Business Value	Other Value	Total
46	Rs.	4,483,300	22,205,160	26,688,460
	US\$	44833	222051.6	266884.6

3.13 Occupation Not Given

Families		Business Value	Other Value	Total
482	Rs.	15,850,900	155,173,720	171,024,620
	US\$	158,509.00	1,551,737.20	1,710,246.20

Total

Rs.	3,735,189,173
US\$	37,351,891.73

2004 DECEMBER 26 "TSUNAMI"

ASSESSMENT OF DESTRUCTIONS TO MUSLIMS
IN THE EASTERN PROVINCE
SRI LANKA

PERSONAL DESTRUCTIONS

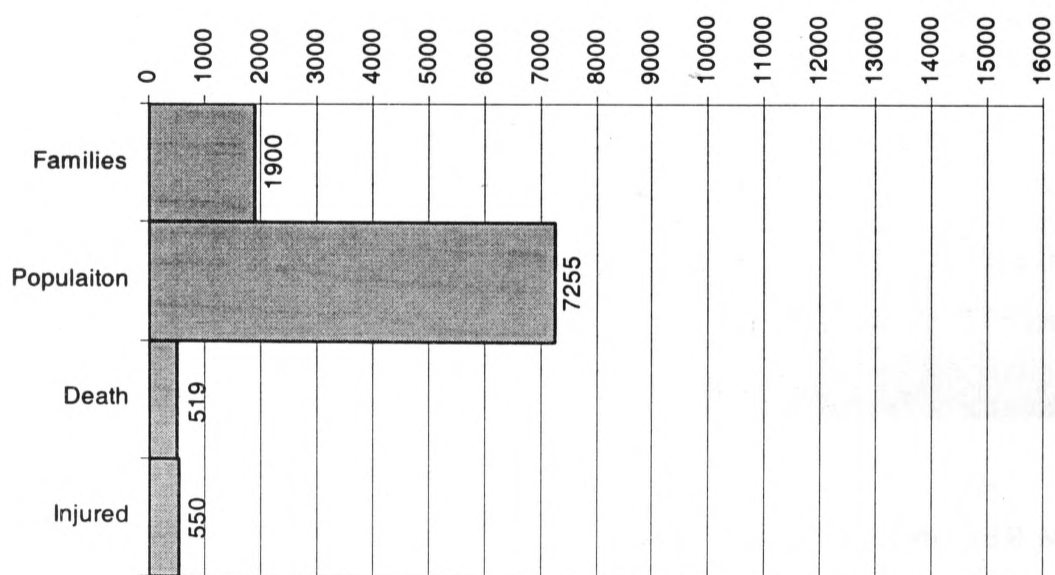
**MARUTHAMUNAI
AMPARA DISTRICT**



MUSLIM RECONSTRUCTION AND RESETTLEMENT ORGANISATION - MRRO
57, Norris Canal Road, Colombo 10, SRI LANKA, TP: 94 11 2697032, Fax: 94 11 2696147, E-mail: muslimrt@sltnet.lk

G.S. Division	Personal Destructions											
	Families	Popula-tion	Death					Injured				
			F	M	B	G	Total	F	M	B	G	Total
MARUTHAMUNAI 01	58	219	1	6	8	15	30	5	10	7	2	24
MARUTHAMUNAI 02	96	348	2	11	3	14	30	9	5	8	9	31
MARUTHAMUNAI 03	472	1850	16	46	35	37	134	32	31	24	15	102
MARUTHAMUNAI 04	42	154	3	3	1	6	13	8	0	2	0	10
MARUTHAMUNAI 05	75	267	1	2	3	1	7	7	4	4	1	16
MARUTHAMUNAI 06	279	1049	7	20	20	23	70	36	32	33	23	124
PATTIRUPPU 01	135	534	5	8	7	6	26	14	16	15	7	52
PERIYANEELAVANAI MARUTHAMUNAI 01	275	1087	3	1	1	0	5	10	3	5	1	19
PERIYANEELAVANAI MARUTHAMUNAI 02	465	1733	15	62	47	79	203	63	42	34	33	172
PERIYANEELAVANAI MARUTHAMUNAI 03	3	14	1	0	0	0	1	0	0	0	0	0
TOTAL	1900	7255	54	159	125	181	519	184	143	132	91	550

F-Father, M-Mother, B-Boys, G-Girls



2004 DECEMBER 26 "TSUNAMI"

**ASSESSMENT OF DESTRUCTIONS TO MUSLIMS
IN THE EASTERN PROVINCE
SRI LANKA**

RESIDENTIAL DESTRUCTIONS

**MARUTHAMUNAI
AMPARA DISTRICT**



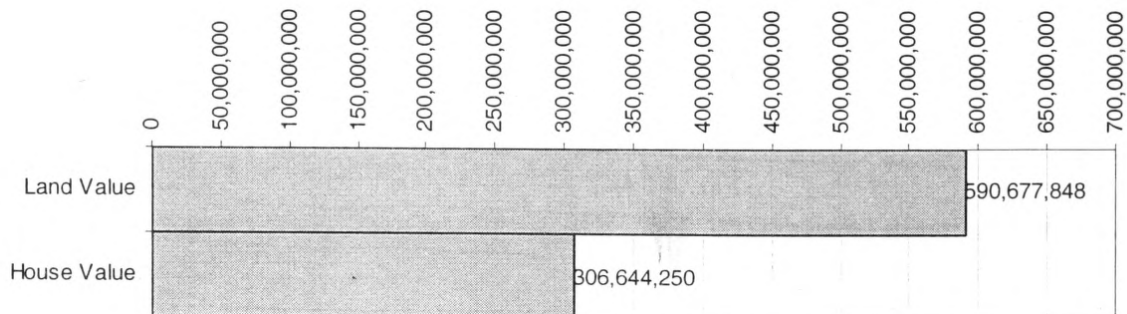
MUSLIM RECONSTRUCTION AND RESETTLEMENT ORGANISATION - MRRO
57, Norris Canal Road, Colombo 10, SRI LANKA, TP: 94 11 2697032, Fax: 94 11 2696147, E-mail: muslimrt@sltnet.lk

2004 DECEMBER 26 "TSUNAMI"

ASSESSMENT OF DESTRUCTIONS TO MUSLIMS

RESIDENTIAL DESTRUCTIONS - Fully Damaged

1. DISTRICT: AMPARA 2. D.S. DIVISION: MARUTHAMUNAI 3. VILLAGE: MARUTHAMUNAI				
G.S. Division	Residential Destructions			
	Families	Land Value	House Value	Total
MARUTHAMUNAI 01	42	31,805,000	52,850,000	84,655,000
MARUTHAMUNAI 02	61	49,370,000	54,745,000	104,115,000
MARUTHAMUNAI 03	163	151,420,000	144,570,000	295,990,000
MARUTHAMUNAI 04	20	21,400,000	20,200,000	41,600,000
MARUTHAMUNAI 05	26	26,300,000	24,575,000	50,875,000
MARUTHAMUNAI 06	169	130,390,000	192,940,000	323,330,000
PATTIRUPPU 01	66	48,420,000	68,585,000	117,005,000
PERIYANEELAVANAI MARUTHAMUNAI 01	13	8,400,000	6,580,000	14,980,000
PERIYANEELAVANAI MARUTHAMUNAI 02	146	83,720,000	119,400,000	203,120,000
TOTAL	706	551,225,000	684,445,000	1,235,670,000

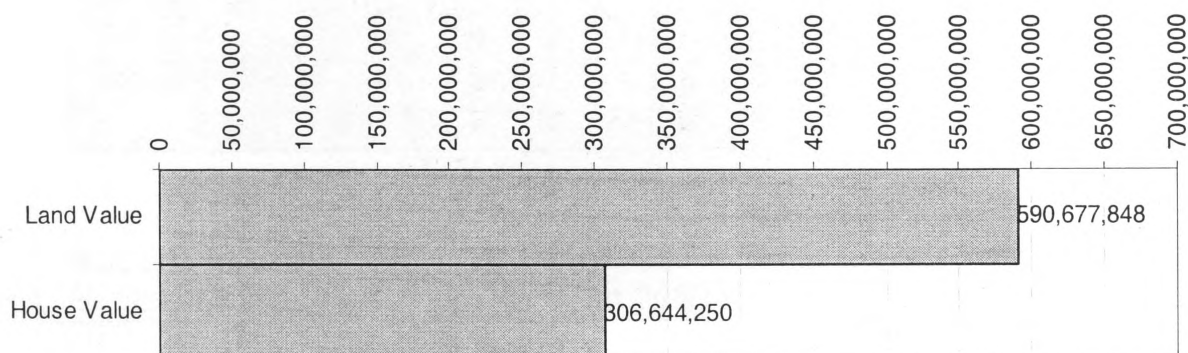


2004 DECEMBER 26 "TSUNAMI"

ASSESSMENT OF DESTRUCTIONS TO MUSLIMS

RESIDENTIAL DESTRUCTIONS - Partially Damaged

1. DISTRICT: AMPARA 2. D.S. DIVISION: MARUTHAMUNAI 3. VILLAGE: MARUTHAMUNAI				
G.S. Division	Residential Destructions			
	Families	Land Value	House Value	Total
MARUTHAMUNAI 01	10	7,672,000	6,775,000	14,447,000
MARUTHAMUNAI 02	27	38,500,000	11,857,000	50,357,000
MARUTHAMUNAI 03	175	191,328,000	70,008,000	261,336,000
MARUTHAMUNAI 04	20	22,775,000	17,065,000	39,840,000
MARUTHAMUNAI 05	34	29,290,000	25,815,000	55,105,000
MARUTHAMUNAI 06	98	77,180,000	74,307,000	151,487,000
PATTIRUPPU 01	58	54,735,000	14,015,000	68,750,000
PERIYANEELAVANAI MARUTHAMUNAI 01	177	117,547,348	45,556,250	163,103,598
PERIYANEELAVANAI MARUTHAMUNAI 02	84	48,150,500	38,821,000	86,971,500
PERIYANEELAVANAI MARUTHAMUNAI 02	3	3,500,000	2,425,000	5,925,000
TOTAL	686	590,677,848	306,644,250	897,322,098

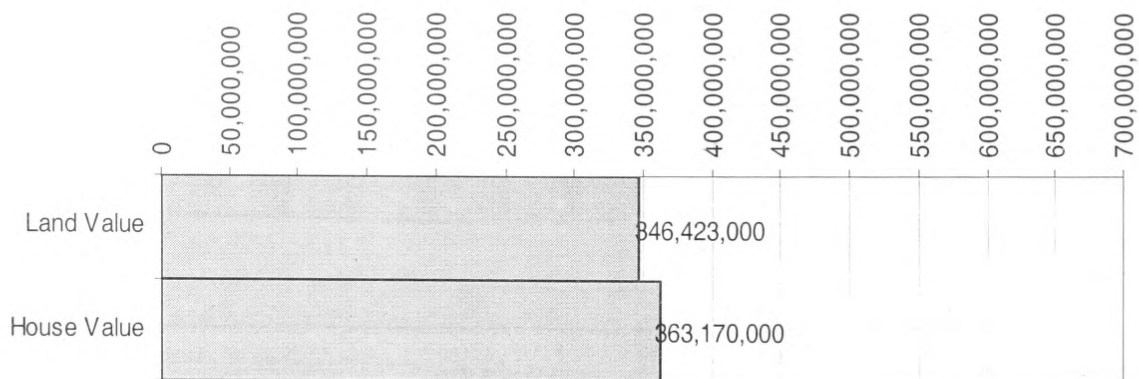


2004 DECEMBER 26 "TSUNAMI"

ASSESSMENT OF DESTRUCTIONS TO MUSLIMS

RESIDENTIAL DESTRUCTIONS - Nature of Damages not given

1. DISTRICT: AMPARA 2. D.S. DIVISION: MARUTHAMUNAI 3. VILLAGE: MARUTHAMUNAI				
G.S. Division	Residential Destructions			
	Families	Land Value	House Value	Total
MARUTHAMUNAI 01	6	4,100,000	19,100,000	23,200,000
MARUTHAMUNAI 02	5	27,000,000	3,300,000	30,300,000
MARUTHAMUNAI 03	43	77,150,000	48,680,000	125,830,000
MARUTHAMUNAI 04	1	5,000,000	15,000,000	20,000,000
MARUTHAMUNAI 05	9	38,400,000	30,450,000	68,850,000
MARUTHAMUNAI 06	10	15,900,000	22,875,000	38,775,000
PATTIRUPPU 01	11	7,950,000	8,080,000	16,030,000
PERIYANEELAVANAI MARUTHAMUNAI 01	44	42,340,000	29,215,000	71,555,000
PERIYANEELAVANAI MARUTHAMUNAI 02	218	128,583,000	186,470,000	315,053,000
TOTAL	347	346,423,000	363,170,000	709,593,000



2004 DECEMBER 26 "TSUNAMI"

**ASSESSMENT OF DESTRUCTIONS TO MUSLIMS
IN THE EASTERN PROVINCE
SRI LANKA**

OCCUPATIONAL DESTRUCTIONS

**MARUTHAMUNAI
AMPARA DISTRICT**




MUSLIM RECONSTRUCTION AND RESETTLEMENT ORGANISATION - MRRO
57, Norris Canal Road, Colombo 10, SRI LANKA, TP: 94 11 2697032, Fax: 94 11 2696147, E-mail: muslimrt@slt.net.lk

2004 DECEMBER 26 "TSUNAMI"

ASSESSMENT OF DESTRUCTIONS TO MUSLIMS
OCCUPATIONAL DESTRUCTIONS – Businessmen

1. DISTRICT: AMPARA 2. D.S. DIVISION: MARUTHAMUNAI 3. VILLAGE: MARUTHAMUNAI				
G.S. Division	Occupational Destructors			
	Families	Business Value	Other Value	Total
MARUTHAMUNAI 01	11	2,185,000	3,924,500	6,109,500
MARUTHAMUNAI 02	18	1,459,000	6,995,500	8,454,500
MARUTHAMUNAI 03	94	14,435,000	48,685,100	63,120,100
MARUTHAMUNAI 04	14	6,720,000	6,238,000	12,958,000
MARUTHAMUNAI 05	23	3,010,000	11,324,500	14,334,500
MARUTHAMUNAI 06	48	7,884,250	27,714,500	35,598,750
PATTIRUPPU 01	33	7,770,000	13,069,000	20,839,000
PERIYANEELAVANAI MARUTHAMUNAI 01	46	6,731,000	13,814,000	20,545,000
PERIYANEELAVANAI MARUTHAMUNAI 02	51	7,076,000	27,999,600	35,075,600
PERIYANEELAVANAI MARUTHAMUNAI 03	1	-	1,125,000	1,125,000
TOTAL	339	57,270,250	160,889,700	218,159,950

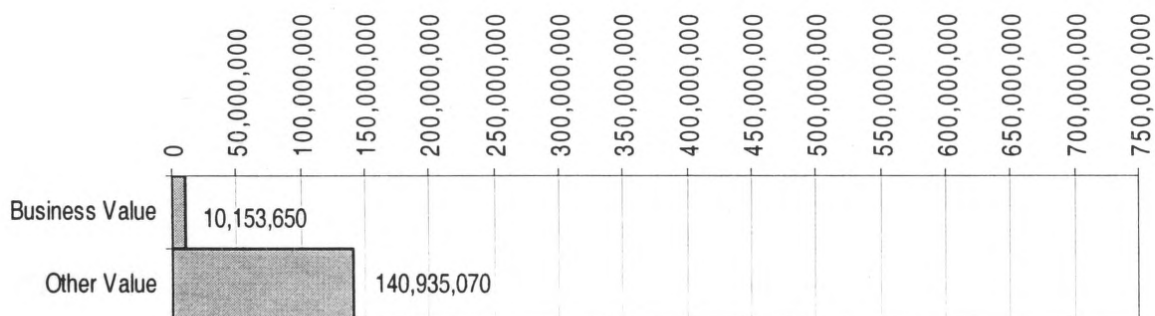


2004 DECEMBER 26 "TSUNAMI"

ASSESSMENT OF DESTRUCTIONS TO MUSLIMS

OCCUPATIONAL DESTRUCTIONS - Casual Labors

1. DISTRICT: AMPARA 2. D.S. DIVISION: MARUTHAMUNAI 3. VILLAGE: MARUTHAMUNAI				
G.S. Division	Occupational Destructons			
	Families	Business Value	Other Value	Total
MARUTHAMUNAI 01	10	517,000	2,952,000	3,469,000
MARUTHAMUNAI 02	24	180,000	5,941,000	6,121,000
MARUTHAMUNAI 03	78	1,505,200	28,973,700	30,478,900
MARUTHAMUNAI 04	6	-	2,142,000	2,142,000
MARUTHAMUNAI 05	9	450,000	2,438,000	2,888,000
MARUTHAMUNAI 06	58	986,000	35,185,570	36,171,570
PATTIRUPPU 01	31	1,014,000	9,660,000	10,674,000
PERIYANEELAVANAI MARUTHAMUNAI 01	64	1,473,250	12,211,600	13,684,850
PERIYANEELAVANAI MARUTHAMUNAI 02	152	4,028,200	41,431,200	45,459,400
TOTAL	432	10,153,650	140,935,070	151,088,720

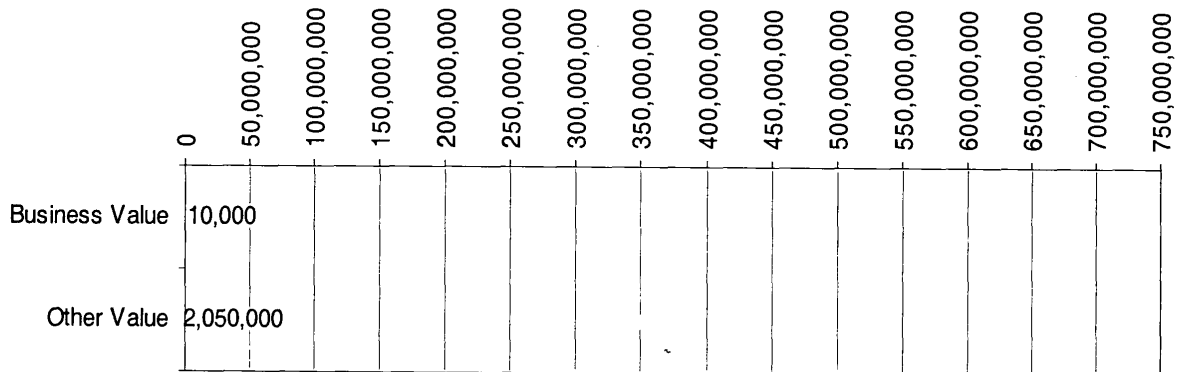


2004 DECEMBER 26 "TSUNAMI"

ASSESSMENT OF DESTRUCTIONS TO MUSLIMS

OCCUPATIONAL DESTRUCTIONS – Doctors

1. DISTRICT: AMPARA 2. D.S. DIVISION: MARUTHAMUNAI 3. VILLAGE: MARUTHAMUNAI				
G.S. Division	Occupational Destructions			
	Families	Business Value	Other Value	Total
MARUTHAMUNAI 01	1	10,000	450,000	460,000
MARUTHAMUNAI 03	1	-	550,000	550,000
MARUTHAMUNAI 05	1	-	1,050,000	1,050,000
TOTAL	3	10,000	2,050,000	2,060,000




2004 DECEMBER 26 "TSUNAMI"

ASSESSMENT OF DESTRUCTIONS TO MUSLIMS

OCCUPATIONAL DESTRUCTIONS – Drivers

1. DISTRICT: AMPARA	2. D.S. DIVISION: MARUTHAMUNAI	3. VILLAGE: MARUTHAMUNAI		
G.S. Division	Occupational Destructions			
	Families	Business Value	Other Value	Total
MARUTHAMUNAI 01	3	-	783,000	783,000
MARUTHAMUNAI 02	2	-	1,112,000	1,112,000
MARUTHAMUNAI 03	27	6,036,000	11,855,000	17,891,000
MARUTHAMUNAI 04	2	50,000	1,148,800	1,198,800
MARUTHAMUNAI 05	2	650,000	1,855,000	2,505,000
MARUTHAMUNAI 06	15	347,000	6,577,700	6,924,700
PATTIRUPPU 01	4	320,000	1,560,000	1,880,000
PERIYANEELAVANAI MARUTHAMUNAI 01	11	380,000	2,435,000	2,815,000
PERIYANEELAVANAI MARUTHAMUNAI 02	14	520,000	5,251,000	5,771,000
TOTAL	80	8,303,000	32,577,500	40,880,500




2004 DECEMBER 26 "TSUNAMI"

ASSESSMENT OF DESTRUCTIONS TO MUSLIMS

OCCUPATIONAL DESTRUCTIONS – Farmers

1. DISTRICT: AMPARA 2. D.S. DIVISION: MARUTHAMUNAI 3. VILLAGE: MARUTHAMUNAI				
G.S. Division	Occupational Destructoions			
	Families	Business Value	Other Value	Total
MARUTHAMUNAI 05	2	375,000	731,250	1,106,250
MARUTHAMUNAI 06	2	300,000	615,000	915,000
PERIYANEELAVANAI MARUTHAMUNAI 01	2	-	420,000	420,000
PERIYANEELAVANAI MARUTHAMUNAI 02	1	90,000	280,000	370,000
TOTAL	7	765,000	2,046,250	2,811,250




2004 DECEMBER 26 "TSUNAMI"

ASSESSMENT OF DESTRUCTIONS TO MUSLIMS

OCCUPATIONAL DESTRUCTIONS - Fishermen

1. DISTRICT: AMPARA 2. D.S. DIVISION: MARUTHAMUNAI 3. VILLAGE: MARUTHAMUNAI				
G.S. Division	Occupational Destructons			
	Families	Business Value	Other Value	Total
MARUTHAMUNAI 01	3	-	1,682,000	1,682,000
MARUTHAMUNAI 02	7	1,127,000	3,444,000	4,571,000
MARUTHAMUNAI 03	21	1,250,000	5,632,000	6,882,000
MARUTHAMUNAI 04	5	50,000	2,854,000	2,904,000
MARUTHAMUNAI 05	2	-	472,000	472,000
MARUTHAMUNAI 06	20	3,980,000	8,101,500	12,081,500
PATTIRUPPU 01	8	535,000	1,496,000	2,031,000
PERIYANEELAVANAI MARUTHAMUNAI 01	4	-	1,465,000	1,465,000
PERIYANEELAVANAI MARUTHAMUNAI 02	51	5,043,000	16,051,500	21,094,500
TOTAL	121	11,985,000	41,198,000	53,183,000

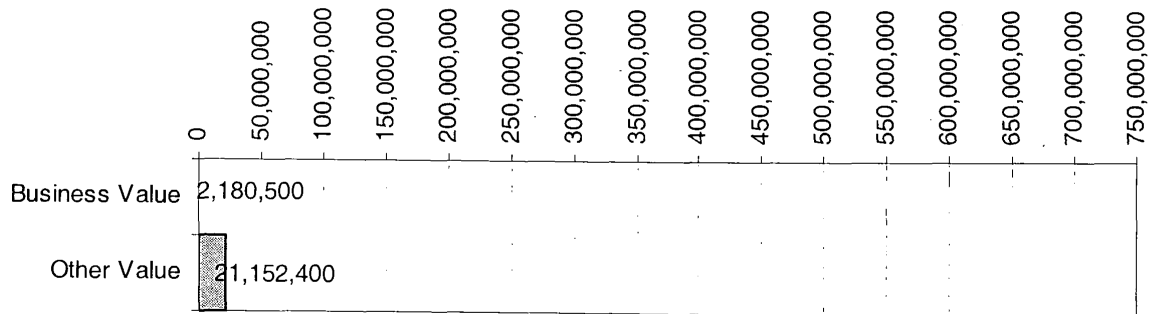


2004 DECEMBER 26 "TSUNAMI"

ASSESSMENT OF DESTRUCTIONS TO MUSLIMS

OCCUPATIONAL DESTRUCTIONS - Government, State Employees and Retired

1. DISTRICT: AMPARA 2. D.S. DIVISION: MARUTHAMUNAI 3. VILLAGE: MARUTHAMUNAI				
G.S. Division	Occupational Destructons			
	Families	Business Value	Other Value	Total
MARUTHAMUNAI 01	2	235,000	455,000	690,000
MARUTHAMUNAI 02	2	-	465,000	465,000
MARUTHAMUNAI 03	9	373,500	2,446,400	2,819,900
MARUTHAMUNAI 04	1	-	307,500	307,500
MARUTHAMUNAI 05	7	-	2,779,600	2,779,600
MARUTHAMUNAI 06	8	233,000	8,232,000	8,465,000
PATTIRUPPU 01	4	73,000	927,500	1,000,500
PERIYANEELAVANAI MARUTHAMUNAI 01	12	936,000	2,939,400	3,875,400
PERIYANEELAVANAI MARUTHAMUNAI 02	6	30,000	1,800,000	1,830,000
PERIYANEELAVANAI MARUTHAMUNAI 03	1	300,000	800,000	1,100,000
TOTAL	52	2,180,500	21,152,400	23,332,900

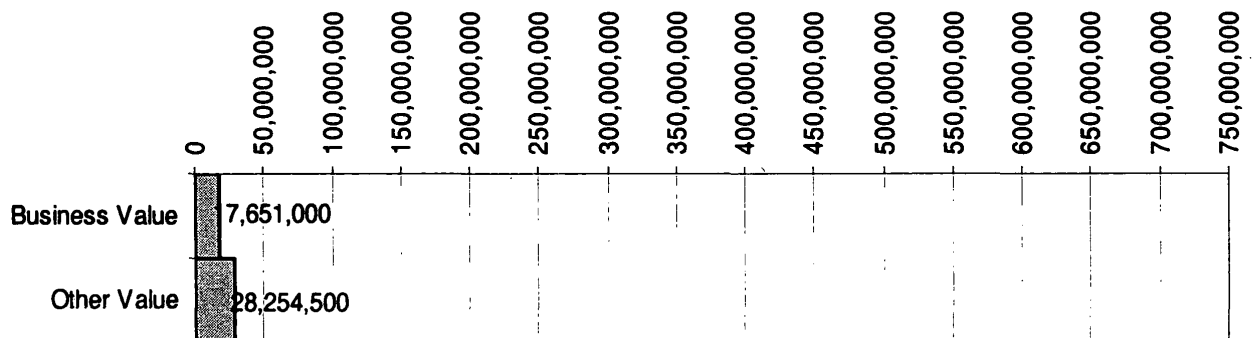


2004 DECEMBER 26 "TSUNAMI"

ASSESSMENT OF DESTRUCTIONS TO MUSLIMS

OCCUPATIONAL DESTRUCTIONS - Skill Labors

1. DISTRICT: AMPARA 2. D.S. DIVISION: MARUTHAMUNAI 3. VILLAGE: MARUTHAMUNAI				
G.S. Division	Occupational Destructons			
	Families	Business Value	Other Value	Total
MARUTHAMUNAI 01	3	330,000	1,226,000	1,556,000
MARUTHAMUNAI 02	2	125,000	602,000	727,000
MARUTHAMUNAI 03	36	9,265,000	11,100,300	20,365,300
MARUTHAMUNAI 04	3	1,250,000	1,600,000	2,850,000
MARUTHAMUNAI 05	2	117,000	1,149,000	1,266,000
MARUTHAMUNAI 06	12	4,680,000	4,975,200	9,655,200
PATTIRUPPU 01	4	150,000	912,000	1,062,000
PERIYANEELAVANAI MARUTHAMUNAI 01	6	407,000	457,000	864,000
PERIYANEELAVANAI MARUTHAMUNAI 02	12	1,327,000	6,233,000	7,560,000
TOTAL	80	17,651,000	28,254,500	45,905,500

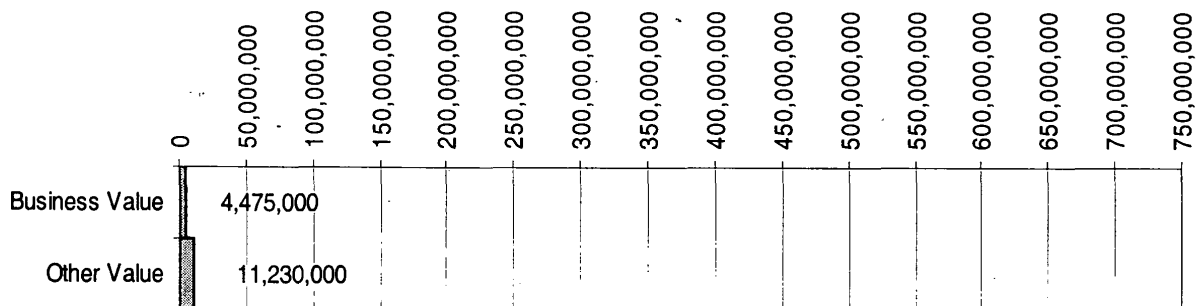


2004 DECEMBER 26 "TSUNAMI"

ASSESSMENT OF DESTRUCTIONS TO MUSLIMS

OCCUPATIONAL DESTRUCTIONS – Tailors

1. DISTRICT: AMPARA 2. D.S. DIVISION: MARUTHAMUNAI 3. VILLAGE: MARUTHAMUNAI				
G.S. Division	Occupational Destructiosns			
	Families	Business Value	Other Value	Total
MARUTHAMUNAI 01	1	100,000	1,248,000	1,348,000
MARUTHAMUNAI 02	4	460,000	1,420,000	1,880,000
MARUTHAMUNAI 03	7	1,300,000	2,053,500	3,353,500
MARUTHAMUNAI 05	1	32,000	417,000	449,000
MARUTHAMUNAI 06	7	917,000	2,433,000	3,350,000
PATTIRUPPU 01	2	365,000	861,500	1,226,500
PERIYANEELAVANAI MARUTHAMUNAI 01	4	1,135,000	635,000	1,770,000
PERIYANEELAVANAI MARUTHAMUNAI 02	7	166,000	2,162,000	2,328,000
TOTAL	33	4,475,000	11,230,000	15,705,000

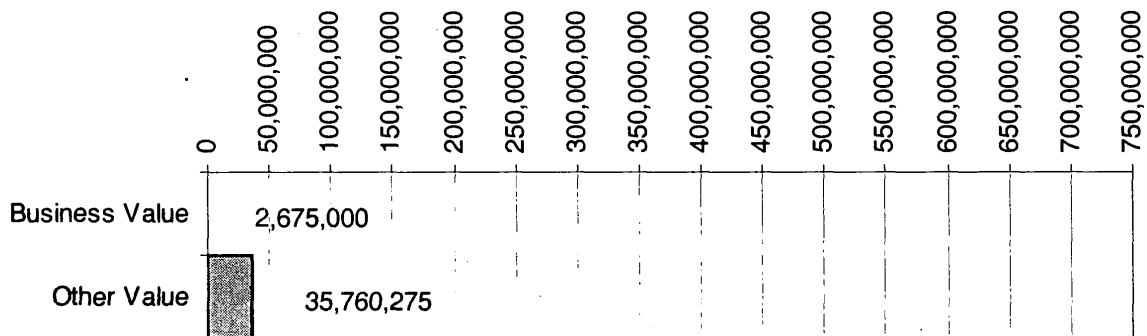


2004 DECEMBER 26 "TSUNAMI"

ASSESSMENT OF DESTRUCTIONS TO MUSLIMS

OCCUPATIONAL DESTRUCTIONS – Teachers

1. DISTRICT: AMPARA 2. D.S. DIVISION: MARUTHAMUNAI 3. VILLAGE: MARUTHAMUNAI				
G.S. Division	Occupational Destructions			
	Families	Business Value	Other Value	Total
MARUTHAMUNAI 01	2	-	235,000	235,000
MARUTHAMUNAI 02	2	250,000	2,397,000	2,647,000
MARUTHAMUNAI 03	17	430,000	12,057,000	12,487,000
MARUTHAMUNAI 04	2	200,000	1,257,000	1,457,000
MARUTHAMUNAI 05	4	-	2,883,000	2,883,000
MARUTHAMUNAI 06	9	190,000	7,828,775	8,018,775
PATTIRUPPU 01	2	-	1,461,000	1,461,000
PERIYANEELAVANAI MARUTHAMUNAI 01	7	560,000	5,588,500	6,148,500
PERIYANEELAVANAI MARUTHAMUNAI 02	5	1,045,000	2,053,000	3,098,000
TOTAL	50	2,675,000	35,760,275	38,435,275




2004 DECEMBER 26 "TSUNAMI"

ASSESSMENT OF DESTRUCTIONS TO MUSLIMS

OCCUPATIONAL DESTRUCTIONS – Weavers

1. DISTRICT: AMPARA 2. D.S. DIVISION: MARUTHAMUNAI 3. VILLAGE: MARUTHAMUNAI				
G.S. Division	Occupational Destructions			
	Families	Business Value	Other Value	Total
MARUTHAMUNAI 01	6	1,378,000	1,844,000	3,222,000
MARUTHAMUNAI 02	7	1,905,000	2,651,000	4,556,000
MARUTHAMUNAI 03	61	8,690,000	18,205,900	26,895,900
MARUTHAMUNAI 04	3	40,000	891,000	931,000
MARUTHAMUNAI 05	5	1,028,000	2,155,000	3,183,000
MARUTHAMUNAI 06	29	6,805,500	9,802,800	16,608,300
PATTIRUPPU 01	25	24,056,500	6,076,000	30,132,500
PERIYANEELAVANAI MARUTHAMUNAI 01	18	4,732,000	4,365,200	9,097,200
PERIYANEELAVANAI MARUTHAMUNAI 02	21	2,667,000	6,036,000	8,703,000
TOTAL	175	51,302,000	52,026,900	103,328,900




2004 DECEMBER 26 "TSUNAMI"

ASSESSMENT OF DESTRUCTIONS TO MUSLIMS

OCCUPATIONAL DESTRUCTIONS – Others

1. DISTRICT: AMPARA 2. D.S. DIVISION: MARUTHAMUNAI 3. VILLAGE: MARUTHAMUNAI				
G.S. Division	Occupational Destructions			
	Families	Business Value	Other Value	Total
MARUTHAMUNAI 01	1	-	284,000	284,000
MARUTHAMUNAI 02	1	-	960,000	960,000
MARUTHAMUNAI 03	18	2,765,000	8,433,000	11,198,000
MARUTHAMUNAI 04	3	1,000,000	2,585,000	3,585,000
MARUTHAMUNAI 06	9	156,500	5,732,160	5,888,660
PATTIRUPPU 01	1	-	270,000	270,000
PERIYANEELAVANAI MARUTHAMUNAI 01	9	561,800	2,951,000	3,512,800
PERIYANEELAVANAI MARUTHAMUNAI 02	4	-	990,000	990,000
TOTAL	46	4,483,300	22,205,160	26,688,460




2004 DECEMBER 26 "TSUNAMI"

ASSESSMENT OF DESTRUCTIONS TO MUSLIMS

OCCUPATIONAL DESTRUCTIONS – Occupation Not Given

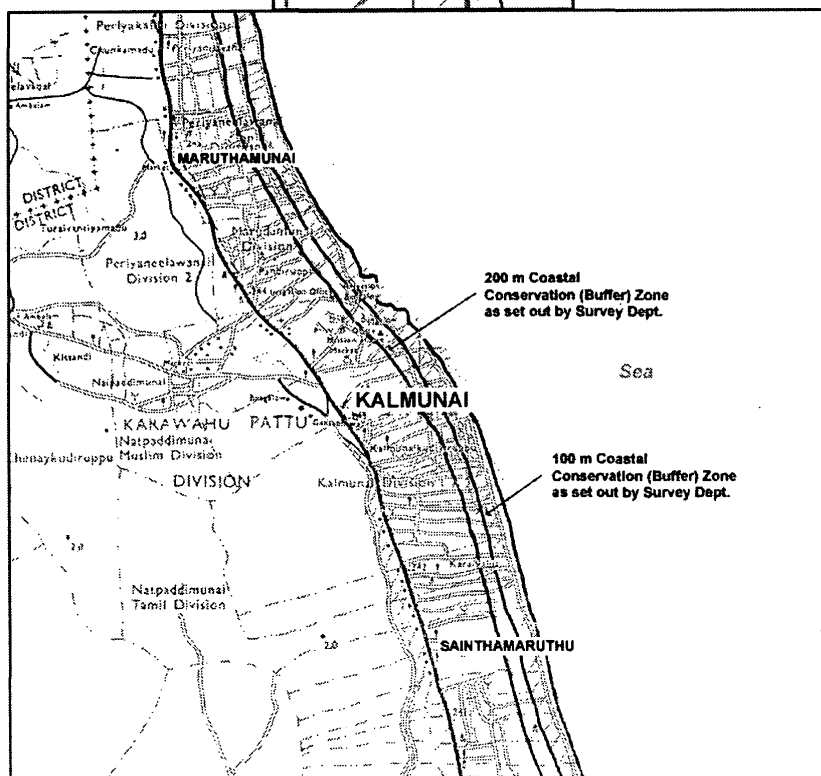
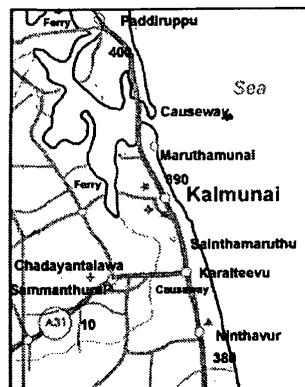
1. DISTRICT: AMPARA 2. D.S. DIVISION: MARUTHAMUNAI 3. VILLAGE: MARUTHAMUNAI				
G.S. Division	Occupational Destructions			
	Families	Business Value	Other Value	Total
MARUTHAMUNAI 01	15	168,500	4,604,500	4,773,000
MARUTHAMUNAI 02	27	540,000	5,748,000	6,288,000
MARUTHAMUNAI 03	103	6,593,600	42,939,150	49,532,750
MARUTHAMUNAI 04	3	200,000	1,306,000	1,506,000
MARUTHAMUNAI 05	17	1,385,000	3,378,000	4,763,000
MARUTHAMUNAI 06	62	1,238,500	20,078,500	21,317,000
PATTIRUPPU 01	21	727,000	8,083,550	8,810,550
PERIYANEELAVANAI MARUTHAMUNAI 01	92	2,628,300	32,921,600	35,549,900
PERIYANEELAVANAI MARUTHAMUNAI 02	141	2,370,000	35,886,420	38,256,420
PERIYANEELAVANAI MARUTHAMUNAI 03	1	-	228,000	228,000
TOTAL	482	15,850,900	155,173,720	171,024,620



2004 DECEMBER 26 "TSUNAMI"

ASSESSMENT OF DESTRUCTIONS TO MUSLIMS
IN THE EASTERN PROVINCE
SRI LANKA

KALMUNAI
AMPARA DISTRICT



MUSLIM RECONSTRUCTION AND RESETTLEMENT ORGANISATION - MRRO
57, Norris Canal Road, Colombo 10, SRI LANKA, TP: 94 11 2697032, Fax: 94 11 2696147, E-mail: muslimrt@sltnet.lk

Tsunami Destructions – Kalmunai

1.0 Personal Destructions

Families	Population	Death					Injured				
		F	M	B	G	Total	F	M	B	G	Total
1563	7105	16	68	113	163	360	291	305	260	179	1035

F-Father, M-Mother, B-Boys, G-Girls

2.0 Residential Destructions

2.1 Fully Damaged

Families	Land Value	House Value	Total
746	Rs. 513,090,000	336,123,000	849,213,000
	US\$ 5,130,900	3,361,230	8,492,130

2.2 Partialy Damaged

Families	Land Value	House Value	Total
557	Rs. 556,855,000	209,902,500	766,757,500
	US\$ 5,568,550	2099025	7667575

2.3 Nature of Damage Not Given

Families	Land Value	House Value	Total
111	Rs. 85,038,000	47,138,500	132,176,500
	US\$ 850380	471385	1321765

2.4 Residential Destructions Total

Families	Land Value	House Value	Total
1414	Rs. 1,154,983,000	593,164,000	1,748,147,000
	US\$ 11549830	5931640	17481470

3.0 Occupational Destructions

Families	Business Value	Other Value	Total
1563	Rs. 235,181,465	401,283,090	636,464,555
	US\$ 2351814.65	4012830.9	6364645.55

3.1 Businessmen

Families	Business Value	Other Value	Total
262	Rs. 69,962,465	92,321,450	162,283,915
	US\$ 699624.65	923214.5	1622839.15

3.2 Casual Labours

Families	Business Value	Other Value	Total
443	Rs. 12,567,150	98,389,350	110,956,500
	US\$ 125671.5	983893.5	1109565

3.3 Doctors

Families	Business Value	Other Value	Total
1	Rs. 0	79,300	79,300
	US\$ 0	793	793

3.4 Drivers

Families	Business Value	Other Value	Total
68	Rs. 5,670,000	20,617,800	26,287,800
	US\$ 56700	206178	262878

3.5 Farmers

Families		Business Value	Other Value	Total
30	Rs.	2,575,000	7,414,500	9,989,500
	US\$	25750	74145	99895

3.6 Fishermen

Families		Business Value	Other Value	Total
387	Rs.	126,104,750	95,511,840	221,616,590
	US\$	1261047.5	955118.4	2216165.9

3.7 Government, State Employees and Retired

Families		Business Value	Other Value	Total
30	Rs.	1,232,000	10,333,000	11,565,000
	US\$	12320	103330	115650

3.8 Skill Labours

Families		Business Value	Other Value	Total
152	Rs.	13,079,200	30,462,200	43,541,400
	US\$	130792	304622	435414

3.9 Tailors

Families		Business Value	Other Value	Total
13	Rs.	711,000	2,084,650	2,795,650
	US\$	7110	20846.5	27956.5

3.10 Teachers

Families		Business Value	Other Value	Total
5	Rs.	148,000	2,019,000	2,167,000
	US\$	1480	20190	21670

3.11 Others

Families		Business Value	Other Value	Total
19	Rs.	15,000	7,430,500	7,445,500
	US\$	150	74305	74455

3.12 Occupation Not Given

Families		Business Value	Other Value	Total
153	Rs.	3,116,900	34,619,500	37,736,400
	US\$	31,169.00	346,195.00	377,364.00

Total			Rs.	2,384,611,555
			US\$	23,846,115.55

2004 DECEMBER 26 "TSUNAMI"

ASSESSMENT OF DESTRUCTIONS TO MUSLIMS
IN THE EASTERN PROVINCE
SRI LANKA

PERSONAL DESTRUCTIONS

**KALMUNAI
AMPARA DISTRICT**



MUSLIM RECONSTRUCTION AND RESETTLEMENT ORGANISATION - MRRO
57, Norris Canal Road, Colombo 10, SRI LANKA, TP: 94 11 2697032, Fax: 94 11 2696147, E-mail: muslimrt@sltnet.lk

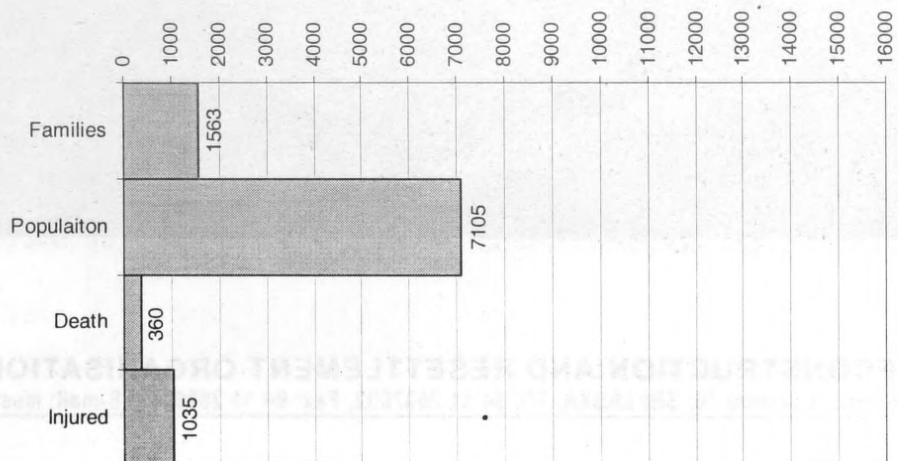
2004 DECEMBER 26 "TSUNAMI"

ASSESSMENT OF DESTRUCTIONS TO MUSLIMS

PERSONAL DESTRUCTIONS

1. DISTRICT: AMPARA 2. D.S. DIVISION: KALMUNAI 3. VILLAGE: KALMUNAI												
G.S. Division	Personal Destructions											
	Families	Population	Death					Injured				
			F	M	B	G	Total	F	M	B	G	Total
KALMUNAI 01	195	859	6	20	27	44	97	37	41	49	20	147
KALMUNAI 03	301	1357	2	9	18	37	66	44	51	24	20	139
KALMUNAIKUDI 02	208	935	2	2	10	13	27	47	52	43	20	162
KALMUNAIKUDI 04	120	544	1	4	13	16	34	35	39	43	36	153
KALMUNAIKUDI 05	103	487	1	1	5	5	12	18	28	19	17	82
KALMUNAIKUDI 06	31	143	0	0	1	1	2	6	5	8	3	22
KALMUNAIKUDI 07	51	250	0	4	2	3	9	17	9	11	9	46
KALMUNAIKUDI 08	24	124	0	2	2	1	5	4	1	4	4	13
KALMUNAIKUDI 09	160	783	1	10	16	10	37	19	18	24	8	69
KALMUNAIKUDI 10	44	193	0	1	3	1	5	5	4	4	3	16
KALMUNAIKUDI 11	66	311	2	4	9	17	32	12	16	3	8	39
KALMUNAIKUDI 12	109	448	0	8	5	10	23	18	18	7	12	55
KALMUNAIKUDI 13	112	479	0	3	2	4	9	26	20	18	16	80
KALMUNAIKUDI 14	39	192	1	0	0	1	2	3	3	3	3	12
TOTAL	1563	7105	16	68	113	163	360	291	305	260	179	1035

F-Father, M-Mother, B-Boys, G-Girls



2004 DECEMBER 26 "TSUNAMI"

**ASSESSMENT OF DESTRUCTIONS TO MUSLIMS
IN THE EASTERN PROVINCE
SRI LANKA**

RESIDENTIAL DESTRUCTIONS

**KALMUNAI
AMPARA DISTRICT**



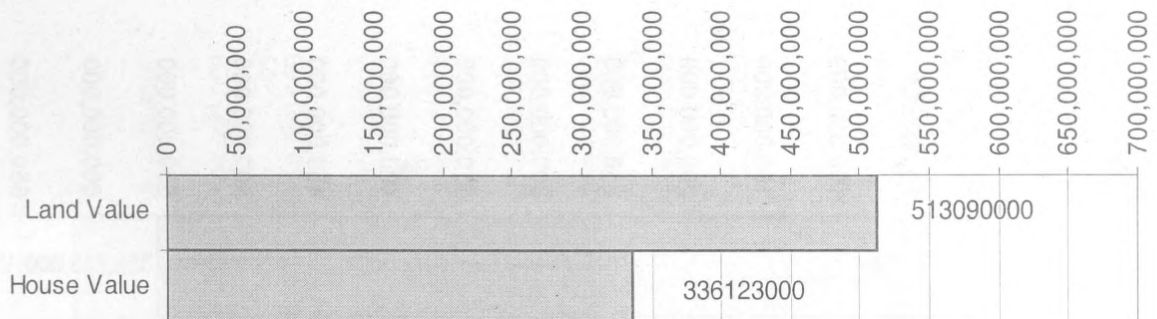
MUSLIM RECONSTRUCTION AND RESETTLEMENT ORGANISATION - MRRO
57, Norris Canal Road, Colombo 10, SRI LANKA, TP: 94 11 2697032, Fax: 94 11 2696147, E-mail: muslimrt@sltnet.lk

2004 DECEMBER 26 "TSUNAMI"

ASSESSMENT OF DESTRUCTIONS TO MUSLIMS

RESIDENTIAL DESTRUCTIONS - Fully Damaged

1. DISTRICT: AMPARA 2. D.S. DIVISION: KALMUNAI 3. VILLAGE: KALMUNAI				
G.S. Division	Residential Destructoins			
	Families	Land Value	House Value	Total
KALMUNAI 01	153	73,705,000	67,541,000	141,246,000
KALMUNAI 03	157	96,045,000	62,515,000	158,560,000
KALMUNAIKUDI 02	68	51,200,000	28,120,000	79,320,000
KALMUNAIKUDI 04	70	53,970,000	28,791,000	82,761,000
KALMUNAIKUDI 05	38	35,300,000	20,460,000	55,760,000
KALMUNAIKUDI 06	17	18,350,000	20,485,000	38,835,000
KALMUNAIKUDI 07	29	22,570,000	14,010,000	36,580,000
KALMUNAIKUDI 08	7	18,350,000	3,710,000	22,060,000
KALMUNAIKUDI 09	66	40,050,000	26,426,000	66,476,000
KALMUNAIKUDI 10	12	6,780,000	5,160,000	11,940,000
KALMUNAIKUDI 11	30	17,450,000	14,320,000	31,770,000
KALMUNAIKUDI 12	46	33,370,000	19,770,000	53,140,000
KALMUNAIKUDI 13	39	34,450,000	20,090,000	54,540,000
KALMUNAIKUDI 14	14	11,500,000	4,725,000	16,225,000
TOTAL	746	513,090,000	336,123,000	849,213,000




2004 DECEMBER 26 "TSUNAMI"

ASSESSMENT OF DESTRUCTIONS TO MUSLIMS

RESIDENTIAL DESTRUCTIONS - Partially Damaged

1. DISTRICT: AMPARA	2. D.S. DIVISION: KALMUNAI		3. VILLAGE: KALMUNAI	
G.S. Division	Residential Destructiosns			
	Families	Land Value	House Value	Total
KALMUNAI 01	9	7,850,000	2,890,000	10,740,000
KALMUNAI 03	115	109,500,000	42,660,000	152,160,000
KALMUNAIKUDI 02	91	69,975,000	29,565,000	99,540,000
KALMUNAIKUDI 04	41	76,920,000	29,044,000	105,964,000
KALMUNAIKUDI 05	45	41,585,000	30,703,500	72,288,500
KALMUNAIKUDI 06	13	23,705,000	11,470,000	35,175,000
KALMUNAIKUDI 07	12	8,850,000	5,870,000	14,720,000
KALMUNAIKUDI 08	10	14,150,000	4,630,000	18,780,000
KALMUNAIKUDI 09	67	56,650,000	20,514,000	77,164,000
KALMUNAIKUDI 10	26	22,500,000	5,516,000	28,016,000
KALMUNAIKUDI 11	24	27,100,000	4,705,000	31,805,000
KALMUNAIKUDI 12	35	32,050,000	6,650,000	38,700,000
KALMUNAIKUDI 13	55	53,120,000	11,965,000	65,085,000
KALMUNAIKUDI 14	14	12,900,000	3,720,000	16,620,000
TOTAL	557	556,855,000	209,902,500	766,757,500

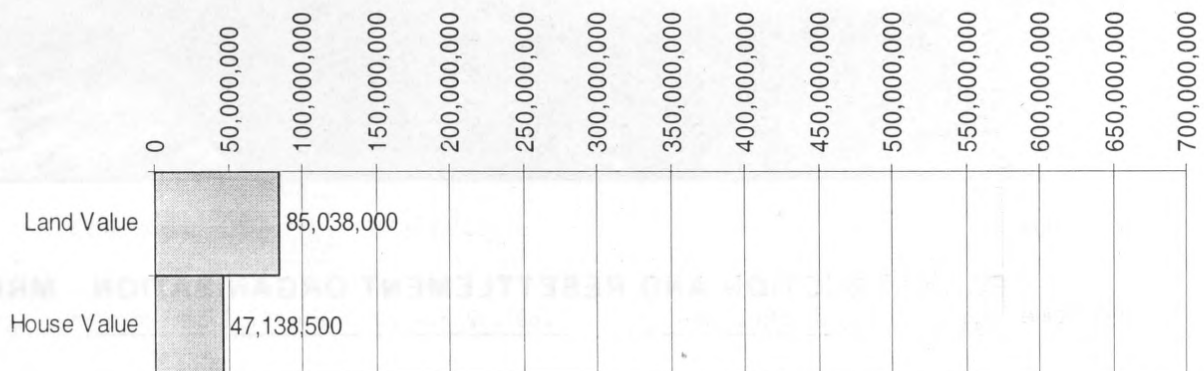


2004 DECEMBER 26 "TSUNAMI"

ASSESSMENT OF DESTRUCTIONS TO MUSLIMS

RESIDENTIAL DESTRUCTIONS - Nature of Damages not given

1. DISTRICT: AMPARA	2. D.S. DIVISION: KALMUNAI		3. VILLAGE: KALMUNAI	
G.S. Division	Residential Destructions			
	Families	Land Value	House Value	Total
KALMUNAI 01	25	14,960,000	12,025,000	26,985,000
KALMUNAI 03	4	2,200,000	1,150,000	3,350,000
KALMUNAİKUDI 02	24	17,050,000	11,005,500	28,055,500
KALMUNAİKUDI 04	4	720,000	1,780,000	2,500,000
KALMUNAİKUDI 05	12	9,008,000	7,938,000	16,946,000
KALMUNAİKUDI 06	1	10,000,000	600,000	10,600,000
KALMUNAİKUDI 07	4	2,900,000	1,280,000	4,180,000
KALMUNAİKUDI 08	1	800,000	50,000	850,000
KALMUNAİKUDI 09	12	4,850,000	4,420,000	9,270,000
KALMUNAİKUDI 10	2	2,200,000	265,000	2,465,000
KALMUNAİKUDI 11	3	2,500,000	665,000	3,165,000
KALMUNAİKUDI 12	11	10,150,000	3,090,000	13,240,000
KALMUNAİKUDI 13	5	4,700,000	1,650,000	6,350,000
KALMUNAİKUDI 14	3	3,000,000	1,220,000	4,220,000
TOTAL	111	85,038,000	47,138,500	132,176,500




2004 DECEMBER 26 "TSUNAMI"

**ASSESSMENT OF DESTRUCTIONS TO MUSLIMS
IN THE EASTERN PROVINCE
SRI LANKA**

OCCUPATIONAL DESTRUCTIONS

**KALMUNAI
AMPARA DISTRICT**



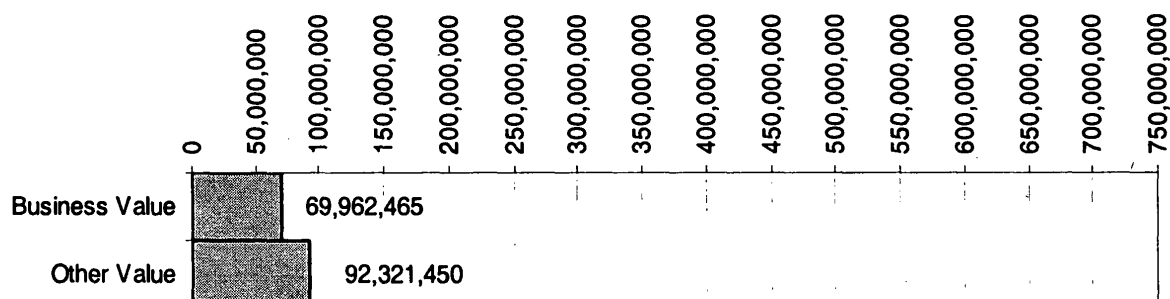
MUSLIM RECONSTRUCTION AND RESETTLEMENT ORGANISATION - MRRO
57, Norris Canal Road, Colombo 10, SRI LANKA. TP: 94 11 2697032. Fax: 94 11 2696147. E-mail: muslimr@mrro.lk

2004 DECEMBER 26 "TSUNAMI"

ASSESSMENT OF DESTRUCTIONS TO MUSLIMS

OCCUPATIONAL DESTRUCTIONS – Businessmen

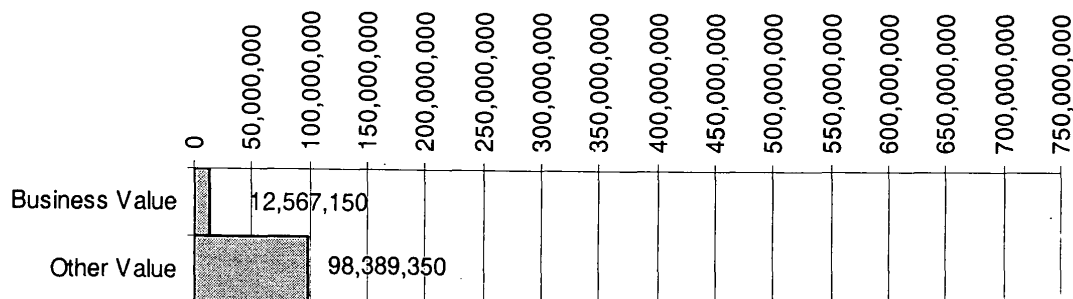
1. DISTRICT: AMPARA 2. D.S. DIVISION: KALMUNAI 3. VILLAGE: KALMUNAI				
G.S. Division	Occupational Destructors			
	Families	Business Value	Other Value	Total
KALMUNAI 01	14	3,270,000	4,129,500	7,399,500
KALMUNAI 03	45	5,260,000	19,861,750	25,121,750
KALMUNAIKUDI 02	39	7,367,000	13,054,400	20,421,400
KALMUNAIKUDI 04	23	2,573,475	6,676,800	9,250,275
KALMUNAIKUDI 05	25	17,309,390	9,479,000	26,788,390
KALMUNAIKUDI 06	9	12,735,000	3,307,000	16,042,000
KALMUNAIKUDI 07	6	75,000	1,118,000	1,193,000
KALMUNAIKUDI 08	5	695,000	2,006,000	2,701,000
KALMUNAIKUDI 09	33	4,615,600	10,089,500	14,705,100
KALMUNAIKUDI 10	3	402,000	854,000	1,256,000
KALMUNAIKUDI 11	11	4,985,000	3,381,500	8,366,500
KALMUNAIKUDI 12	17	2,978,000	4,105,000	7,083,000
KALMUNAIKUDI 13	24	6,880,000	9,502,000	16,382,000
KALMUNAIKUDI 14	8	817,000	4,757,000	5,574,000
TOTAL	262	69,962,465	92,321,450	162,283,915



2004 DECEMBER 26 "TSUNAMI"

ASSESSMENT OF DESTRUCTIONS TO MUSLIMS
OCCUPATIONAL DESTRUCTIONS - Casual Labors

1. DISTRICT: AMPARA 2. D.S. DIVISION: KALMUNAI 3. VILLAGE KALMUNAI				
G.S. Division	Occupational Destructions			
	Families	Business Value	Other Value	Total
KALMUNAI 01	67	520,000	14,154,400	14,674,400
KALMUNAI 03	87	4,113,500	24,342,450	28,455,950
KALMUNAIKUDI 02	43	301,500	4,707,400	5,008,900
KALMUNAIKUDI 04	20	968,000	4,194,000	5,162,000
KALMUNAIKUDI 05	19	2,747,000	4,522,000	7,269,000
KALMUNAIKUDI 06	15	353,000	4,168,450	4,521,450
KALMUNAIKUDI 07	10	125,000	3,297,450	3,422,450
KALMUNAIKUDI 08	6	600,000	562,000	1,162,000
KALMUNAIKUDI 09	52	809,500	10,659,250	11,468,750
KALMUNAIKUDI 10	12	106,000	1,773,900	1,879,900
KALMUNAIKUDI 11	21	1,345,000	6,483,650	7,828,650
KALMUNAIKUDI 12	48	320,000	9,545,900	9,865,900
KALMUNAIKUDI 13	30	174,600	7,330,500	7,505,100
KALMUNAIKUDI 14	13	84,050	2,648,000	2,732,050
TOTAL	443	12,567,150	98,389,350	110,956,500

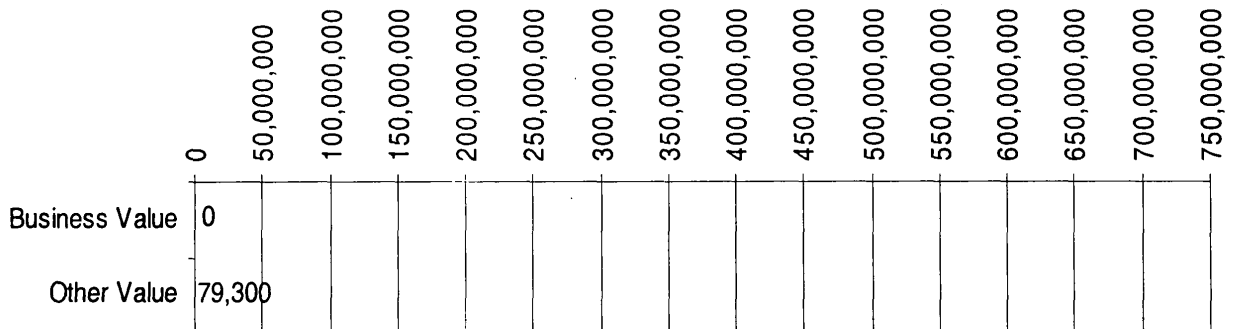


2004 DECEMBER 26 "TSUNAMI"

ASSESSMENT OF DESTRUCTIONS TO MUSLIMS

OCCUPATIONAL DESTRUCTIONS - Doctors

1. DISTRICT: AMPARA 2. D.S. DIVISION: KALMUNAI 3. VILLAGE: KALMUNAI				
G.S. Division	Occupational Destructons			
	Families	Business Value	Other Value	Total
KALMUNAI 03	1	-	79,300	79,300
TOTAL	1	-	79,300	79,300

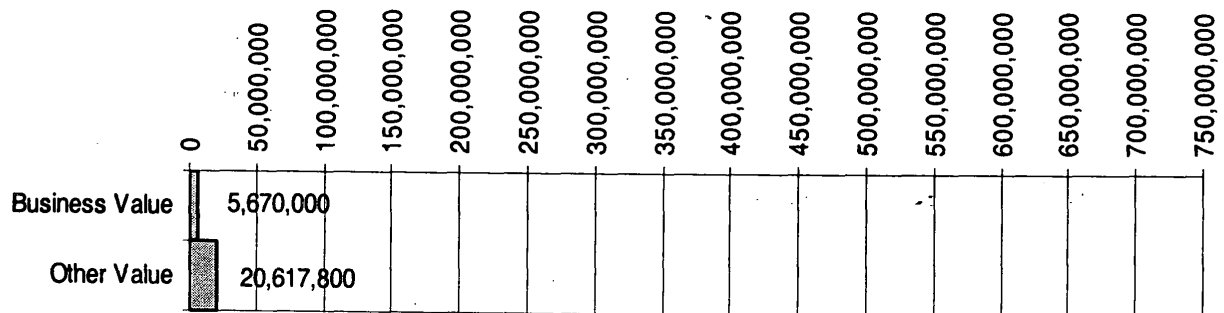


2004 DECEMBER 26 "TSUNAMI"

ASSESSMENT OF DESTRUCTIONS TO MUSLIMS

OCCUPATIONAL DESTRUCTIONS – Drivers

1. DISTRICT: AMPARA	2. D.S. DIVISION: KALMUNAI		3. VILLAGE: KALMUNAI	
G.S. Division	Occupational Destructions			
	Families	Business Value	Other Value	Total
KALMUNAI 01	16	1,387,000	5,009,000	6,396,000
KALMUNAI 03	15	650,500	3,678,800	4,329,300
KALMUNAIKUDI 02	5	400,000	1,539,000	1,939,000
KALMUNAIKUDI 04	5	395,000	2,505,000	2,900,000
KALMUNAIKUDI 05	2	1,500,000	1,215,000	2,715,000
KALMUNAIKUDI 06	2	12,500	654,000	666,500
KALMUNAIKUDI 07	4	500,000	1,193,000	1,693,000
KALMUNAIKUDI 09	5	465,000	1,746,500	2,211,500
KALMUNAIKUDI 10	5	100,000	1,242,500	1,342,500
KALMUNAIKUDI 11	2	50,000	443,000	493,000
KALMUNAIKUDI 12	4	100,000	567,000	667,000
KALMUNAIKUDI 13	3	110,000	825,000	935,000
TOTAL	68	5,670,000	20,617,800	26,287,800

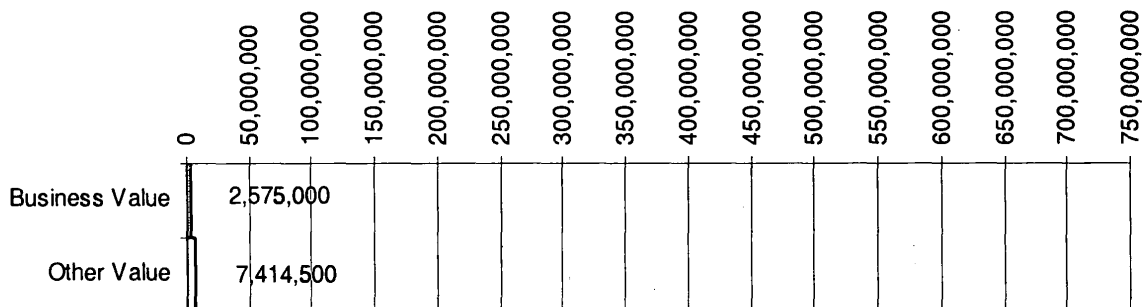


2004 DECEMBER 26 "TSUNAMI"

ASSESSMENT OF DESTRUCTIONS TO MUSLIMS

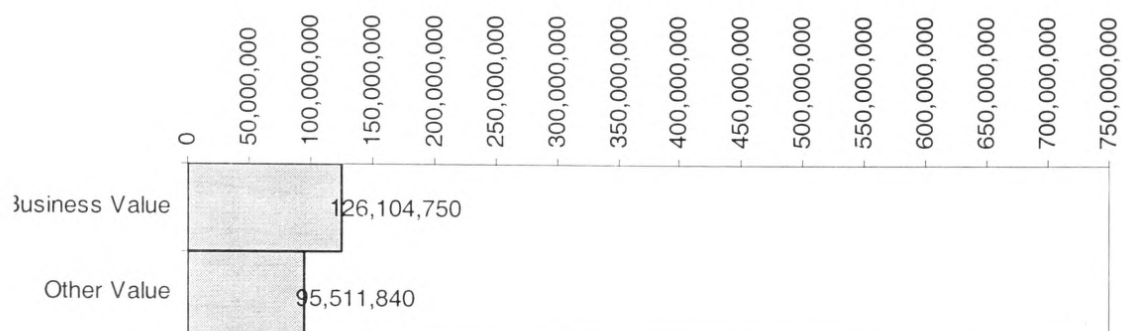
OCCUPATIONAL DESTRUCTIONS - Farmers

1. DISTRICT: AMPARA 2. D.S. DIVISION: KALMUNAI 3. VILLAGE: KALMUNAI				
G.S. Division	Occupational Destructons			
	Families	Business Value	Other Value	Total
KALMUNAI 01	7	134,000	1,748,500	1,882,500
KALMUNAI 03	1	-	200,000	200,000
KALMUNAIKUDI 02	1	-	13,000	13,000
KALMUNAIKUDI 04	2	295,000	426,000	721,000
KALMUNAIKUDI 05	2	1,030,000	110,000	1,140,000
KALMUNAIKUDI 06	1	13,500	76,000	89,500
KALMUNAIKUDI 09	5	363,000	1,188,500	1,551,500
KALMUNAIKUDI 10	1	145,000	165,000	310,000
KALMUNAIKUDI 11	2	286,000	401,500	687,500
KALMUNAIKUDI 12	2	45,000	280,000	325,000
KALMUNAIKUDI 13	4	153,500	2,150,000	2,303,500
KALMUNAIKUDI 14	2	110,000	656,000	766,000
TOTAL	30	2,575,000	7,414,500	9,989,500



2004 DECEMBER 26 "TSUNAMI"
ASSESSMENT OF DESTRUCTIONS TO MUSLIMS
OCCUPATIONAL DESTRUCTIONS - Fishermen

1. DISTRICT: AMPARA 2. D.S. DIVISION: KALMUNAI 3. VILLAGE: KALMUNAI				
G.S. Division	Occupational Destructons			
	Families	Business Value	Other Value	Total
KALMUNAI 01	39	14,728,000	15,619,000	30,347,000
KALMUNAI 03	67	26,529,900	13,943,100	40,473,000
KALMUNAIKUDI 02	69	20,596,250	13,648,600	34,244,850
KALMUNAIKUDI 04	46	20,919,300	12,370,500	33,289,800
KALMUNAIKUDI 05	29	8,579,500	6,472,440	15,051,940
KALMUNAIKUDI 06	3	-	1,124,450	1,124,450
KALMUNAIKUDI 07	21	1,402,000	3,142,700	4,544,700
KALMUNAIKUDI 08	5	725,000	505,600	1,230,600
KALMUNAIKUDI 09	31	10,789,800	7,900,650	18,690,450
KALMUNAIKUDI 10	10	1,125,000	2,045,750	3,170,750
KALMUNAIKUDI 11	16	1,038,000	3,589,700	4,627,700
KALMUNAIKUDI 12	18	9,698,000	4,299,000	13,997,000
KALMUNAIKUDI 13	25	8,531,000	8,608,350	17,139,350
KALMUNAIKUDI 14	8	1,443,000	2,242,000	3,685,000
TOTAL	387	126,104,750	95,511,840	221,616,590

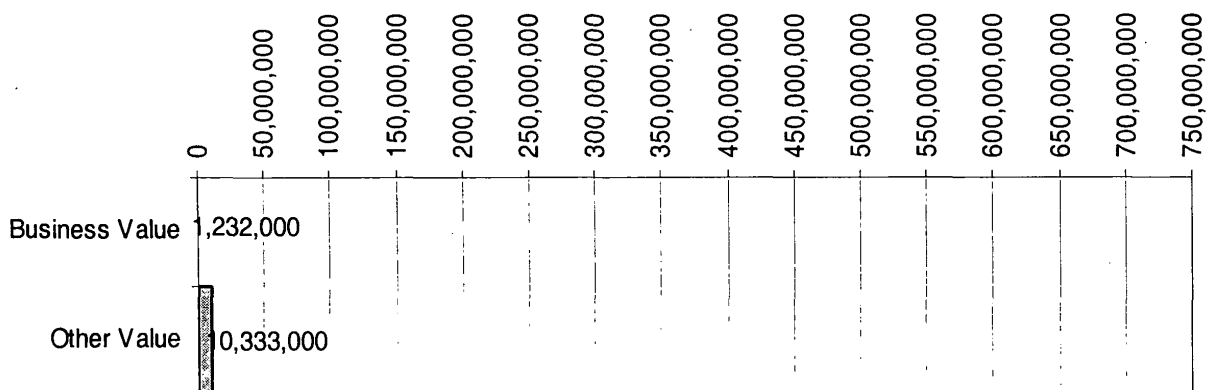


2004 DECEMBER 26 "TSUNAMI"

ASSESSMENT OF DESTRUCTIONS TO MUSLIMS

OCCUPATIONAL DESTRUCTIONS - Government, State Employees and Retired

1. DISTRICT: AMPARA 2. D.S. DIVISION: KALMUNAI 3. VILLAGE: KALMUNAI				
G.S. Division	Occupational Destructons			
	Families	Business Value	Other Value	Total
KALMUNAI 01	5	400,000	1,311,000	1,711,000
KALMUNAI 03	10	-	3,908,000	3,908,000
KALMUNA KUDI 02	4	792,000	1,574,000	2,366,000
KALMUNA KUDI 05	3	-	1,512,000	1,512,000
KALMUNA KUDI 07	1	-	375,000	375,000
KALMUNA KUDI 09	4	15,000	1,178,000	1,193,000
KALMUNA KUDI 10	2	25,000	370,000	395,000
KALMUNA KUDI 14	1	-	105,000	105,000
TOTAL	30	1,232,000	10,333,000	11,565,000



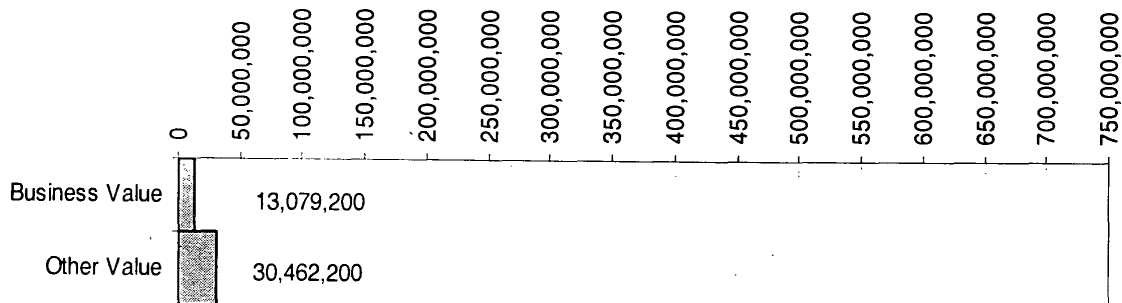
2004 DECEMBER 26 "TSUNAMI"

ASSESSMENT OF DESTRUCTIONS TO MUSLIMS

OCCUPATIONAL DESTRUCTIONS - Skill Labors

CONTENTS

1. DISTRICT: AMPARA 2. D.S. DIVISION: KALMUNAI 3. VILLAGE: KALMUNAI				
G.S. Division	Occupational Destructions			
	Families	Business Value	Other Value	Total
KALMUNAI 01	21	969,500	2,612,100	3,581,600
KALMUNAI 03	47	6,172,000	12,775,150	18,947,150
KALMUNAIKUDI 02	19	1,368,200	2,411,600	3,779,800
KALMUNAIKUDI 04	7	453,500	2,105,500	2,559,000
KALMUNAIKUDI 05	3	199,000	1,118,000	1,317,000
KALMUNAIKUDI 07	4	40,000	536,500	576,500
KALMUNAIKUDI 08	2	100,000	335,000	435,000
KALMUNAIKUDI 09	8	1,104,000	1,553,500	2,657,500
KALMUNAIKUDI 10	5	366,000	642,000	1,008,000
KALMUNAIKUDI 11	8	247,000	853,500	1,100,500
KALMUNAIKUDI 12	12	520,000	2,210,100	2,730,100
KALMUNAIKUDI 13	13	1,537,000	2,762,250	4,299,250
KALMUNAIKUDI 14	3	3,000	547,000	550,000
TOTAL	152	13,079,200	30,462,200	43,541,400




2004 DECEMBER 26 "TSUNAMI"

ASSESSMENT OF DESTRUCTIONS TO MUSLIMS

OCCUPATIONAL DESTRUCTIONS - Tailors

1. DISTRICT: AMPARA 2. D.S. DIVISION: KALMUNAI 3. VILLAGE: KALMUNAI				
G.S. Division	Occupational Destructions			
	Families	Business Value	Other Value	Total
KALMUNAI 01	3	100,000	329,000	429,000
KALMUNAI 03	2	100,000	398,150	498,150
KALMUNAIKUDI 02	4	74,000	900,500	974,500
KALMUNAIKUDI 04	1	12,000	163,000	175,000
KALMUNAIKUDI 09	1	85,000	126,000	211,000
KALMUNAIKUDI 13	2	340,000	168,000	508,000
TOTAL	13	711,000	2,084,650	2,795,650




2004 DECEMBER 26 "TSUNAMI"

ASSESSMENT OF DESTRUCTIONS TO MUSLIMS

OCCUPATIONAL DESTRUCTIONS - Teachers

1. DISTRICT: AMPARA 2. D.S. DIVISION: KALMUNAI 3. VILLAGE: KALMUNAI				
G.S. Division	Occupational Destructions			
	Families	Business Value	Other Value	Total
KALMUNAI 03	2	-	310,000	310,000
KALMUNAUKUDI 05	1	-	695,000	695,000
KALMUNAUKUDI 09	2	148,000	1,014,000	1,162,000
TOTAL	5	148,000	2,019,000	2,167,000

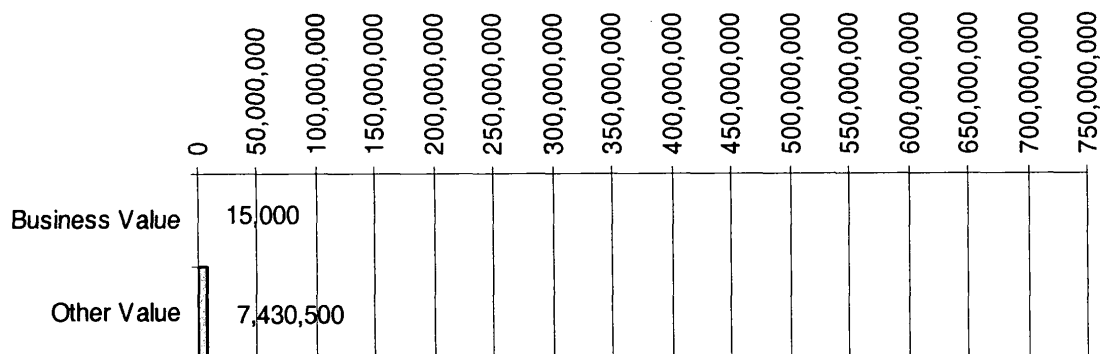


2004 DECEMBER 26 "TSUNAMI"

ASSESSMENT OF DESTRUCTIONS TO MUSLIMS

OCCUPATIONAL DESTRUCTIONS - Others

1. DISTRICT: AMPARA 2. D.S. DIVISION: KALMUNAI 3. VILLAGE: KALMUNAI				
G.S. Division	Occupational Destructons			
	Families	Business Value	Other Value	Total
KALMUNAI 01	1	-	342,000	342,000
KALMUNAI 03	2	-	1,364,000	1,364,000
KALMUNAIKUDI 04	2	-	981,500	981,500
KALMUNAIKUDI 05	2	15,000	1,046,000	1,061,000
KALMUNAIKUDI 06	1	-	134,000	134,000
KALMUNAIKUDI 07	1	-	70,000	70,000
KALMUNAIKUDI 09	3	-	759,000	759,000
KALMUNAIKUDI 10	3	-	739,000	739,000
KALMUNAIKUDI 11	2	-	1,280,000	1,280,000
KALMUNAIKUDI 12	1	-	313,000	313,000
KALMUNAIKUDI 13	1	-	402,000	402,000
TOTAL	19	15,000	7,430,500	7,445,500




2004 DECEMBER 26 "TSUNAMI"

ASSESSMENT OF DESTRUCTIONS TO MUSLIMS

OCCUPATIONAL DESTRUCTIONS - Occupation Not Given

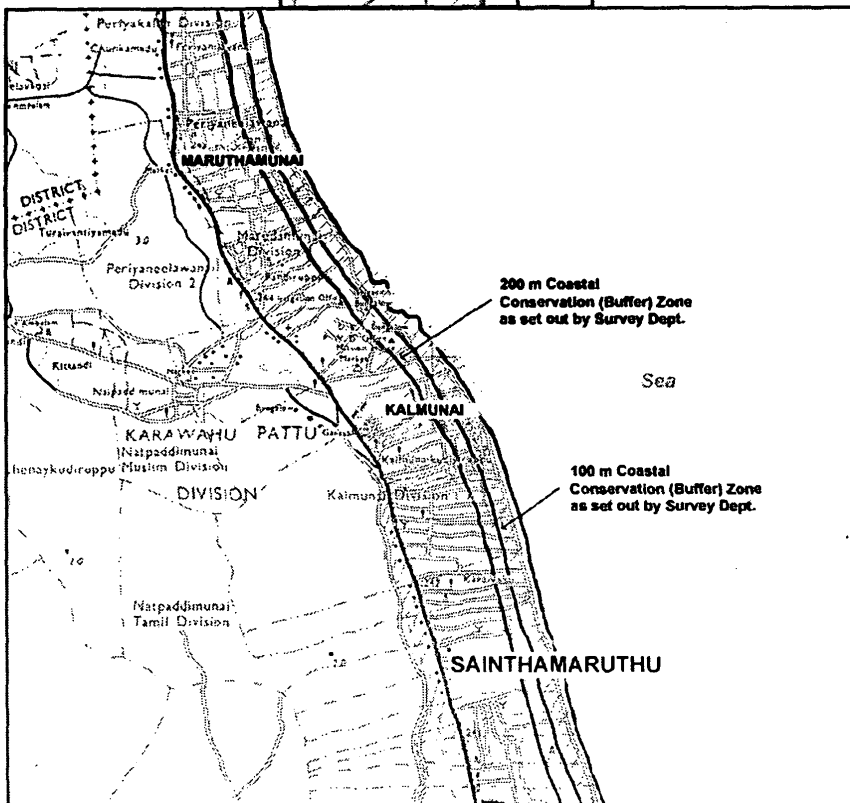
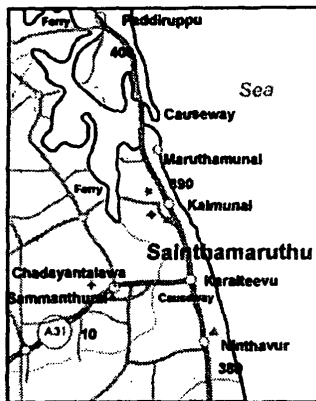
1. DISTRICT: AMPARA 2. D.S. DIVISION: KALMUNAI 3. VILLAGE: KALMUNAI				
G.S. Division	Occupational Destructons			
	Families	Business Value	Other Value	Total
KALMUNAI 01	22	175,000	4,423,000	4,598,000
KALMUNAI 03	22	515,000	5,231,000	5,746,000
KALMUNA KUDI 02	24	84,900	2,741,500	2,826,400
KALMUNA KUDI 04	14	577,000	2,349,500	2,926,500
KALMUNA KUDI 05	17	1,600,000	3,316,400	4,916,400
KALMUNA KUDI 07	4	3,000	683,000	686,000
KALMUNA KUDI 08	6	10,000	1,884,000	1,894,000
KALMUNA KUDI 09	16	17,000	7,378,000	7,395,000
KALMUNA KUDI 10	3	-	210,000	210,000
KALMUNA KUDI 11	4	-	556,000	556,000
KALMUNA KUDI 12	7	85,000	753,100	838,100
KALMUNA KUDI 13	10	50,000	4,194,000	4,244,000
KALMUNA KUDI 14	4	-	900,000	900,000
TOTAL	153	3,116,900	34,619,500	37,736,400



2004 DECEMBER 26 "TSUNAMI"

**ASSESSMENT OF DESTRUCTIONS TO MUSLIMS
IN THE EASTERN PROVINCE
SRI LANKA**

**SAINTHAMARUTHU
AMPARA DISTRICT**



MUSLIM RECONSTRUCTION AND RESETTLEMENT ORGANISATION - MRRO
57, Norris Canal Road, Colombo 10, SRI LANKA, TP: 94 11 2697032, Fax: 94 11 2696147, E-mail: muslimrt@sltnet.lk

Tsunami Destructions – Sainthamaruthu

1.0 Personal Destructions

Families	Population	Death					Injured				
		F	M	B	G	Total	F	M	B	G	Total
1360	5752	16	44	66	83	209	63	58	49	30	200

F-Father, M-Mother, B-Boys, G-Girls

2.0 Residential Destructions

2.1 Fully Damaged

Families	Land Value	House Value	Total
403	Rs. 2,300,000	56,395,000	58,695,000
	US\$ 23,000	563,950	586,950

2.2 Partialy Damaged

Families	Land Value	House Value	Total
444	Rs. 10,100,000	19,457,000	29,557,000
	US\$ 101,000	194570	295570

2.3 Nature of Damage Not Given

Families	Land Value	House Value	Total
44	Rs. 2,500,000	31,465,000	33,965,000
	US\$ 25000	314650	339650

2.4 Residential Destructions Total

Families	Land Value	House Value	Total
891	Rs. 14,900,000	107,317,000	122,217,000
	US\$ 149000	1073170	1222170

3.0 Occupational Destructions

Families	Business Value	Other Value	Total
1360	Rs. 139,278,900	454,210,150	593,489,050
	US\$ 1392789	4542101.5	5934890.5

3.1 Businessmen

Families	Business Value	Other Value	Total
118	Rs. 32,576,200	42,367,500	74,943,700
	US\$ 325762	423675	749437

3.2 Casual Labours

Families	Business Value	Other Value	Total
309	Rs. 5,759,200	102,424,450	108,183,650
	US\$ 57592	1024244.5	1081836.5

3.3 Doctors

Families	Business Value	Other Value	Total
2	Rs. 700,000	175,000	875,000
	US\$ 7000	1750	8750

3.4 Drivers

Families	Business Value	Other Value	Total
28	Rs. 849,000	14,568,000	15,417,000
	US\$ 8490	145680	154170

3.5 Farmers				
Families		Business Value	Other Value	Total
66	Rs.	8,476,000	22,975,750	31,451,750
	US\$	84760	229757.5	314517.5
3.6 Fishermen				
Families		Business Value	Other Value	Total
351	Rs.	68,392,500	120,307,850	188,700,350
	US\$	683925	1203078.5	1887003.5
3.7 Government, State Employees and Retired				
Families		Business Value	Other Value	Total
31	Rs.	820,000	11,343,500	12,163,500
	US\$	8200	113435	121635
3.8 Skill Labours				
Families		Business Value	Other Value	Total
104	Rs.	12,931,000	37,316,700	50,247,700
	US\$	129310	373167	502477
3.9 Tailors				
Families		Business Value	Other Value	Total
10	Rs.	2,405,000	3,168,200	5,573,200
	US\$	24050	31682	55732
3.10 Teachers				
Families		Business Value	Other Value	Total
10	Rs.	1,500,000	6,264,000	7,764,000
	US\$	15000	62640	77640
3.11 Weavers				
Families		Business Value	Other Value	Total
2	Rs.	260,000	0	260,000
	US\$	2600	0	2600
3.12 Others				
Families		Business Value	Other Value	Total
17	Rs.	50,000	5,375,200	5,425,200
	US\$	500	53752	54252
3.13 Occupation Not Given				
Families		Business Value	Other Value	Total
312	Rs.	4,560,000	87,924,000	92,484,000
	US\$	45,600.00	879,240.00	924,840.00
Total			Rs.	715,706,050
			US\$	7,157,060.50

2004 DECEMBER 26 "TSUNAMI"

**ASSESSMENT OF DESTRUCTIONS TO MUSLIMS
IN THE EASTERN PROVINCE
SRI LANKA**

PERSONAL DESTRUCTIONS

**SAINTHAMARUTHU
AMPARA DISTRICT**



MUSLIM RECONSTRUCTION AND RESETTLEMENT ORGANISATION - MRRO
57, Norris Canal Road, Colombo 10, SRI LANKA, TP: 94 11 2697032, Fax: 94 11 2696147, E-mail: muslimrt@sltnet.lk

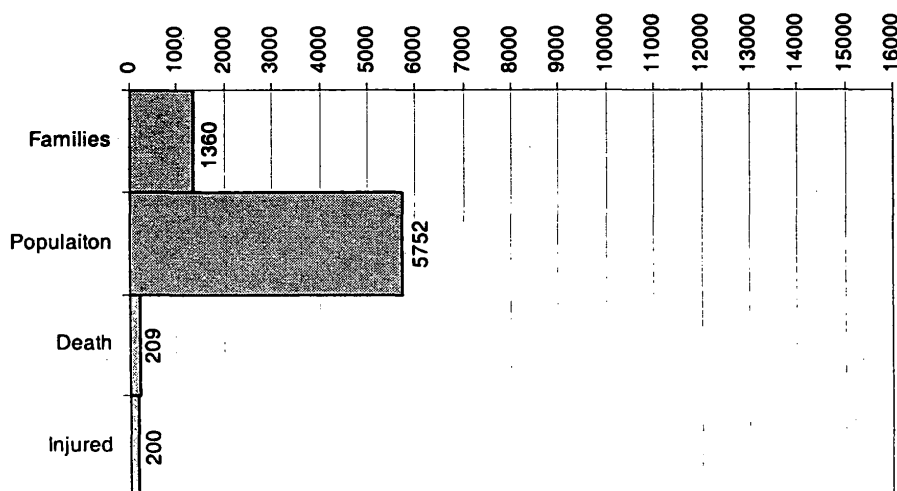
2004 DECEMBER 26 "TSUNAMI"

ASSESSMENT OF DESTRUCTIONS TO MUSLIMS

PERSONAL DESTRUCTIONS

1. DISTRICT: AMPARA 2. D.S. DIVISION: SAINTHAMARUTHU 3. VILLAGE: SAINTHAMARUTHU												
G.S. Division	Personal Destructions											
	Families	Population	Death					Injured				
			F	M	B	G	Total	F	M	B	G	Total
SAINTHAMARUTHU 01	28	111	0	0	0	0	0	0	1	0	1	2
SAINTHAMARUTHU 02	257	1095	2	9	15	26	52	17	14	10	5	46
SAINTHAMARUTHU 04	232	934	2	8	10	18	38	5	8	0	1	14
SAINTHAMARUTHU 06	9	40	0	0	0	0	0	0	1	2	0	3
SAINTHAMARUTHU 08	82	315	1	6	6	6	19	0	2	2	1	5
SAINTHAMARUTHU 09	1	6	0	0	0	0	0	0	0	0	0	0
SAINTHAMARUTHU 10	55	211	1	2	3	0	6	1	0	2	0	3
SAINTHAMARUTHU 11	1	6	1	0	0	0	1	0	0	0	1	1
SAINTHAMARUTHU 12	168	725	3	8	13	14	38	19	18	13	8	58
SAINTHAMARUTHU 13	224	932	5	6	14	15	40	7	5	10	5	27
SAINTHAMARUTHU 14	5	20	0	0	0	0	0	0	0	0	0	0
SAINTHAMARUTHU 15	166	761	1	2	3	4	10	12	9	10	7	38
SAINTHAMARUTHU 17	132	596	0	3	2	0	5	2	0	0	1	3
TOTAL	1360	5752	16	44	66	83	209	63	58	49	30	200

F-Father, M-Mother, B-Boys, G-Girls



2004 DECEMBER 26 "TSUNAMI"

ASSESSMENT OF DESTRUCTIONS TO MUSLIMS
IN THE EASTERN PROVINCE
SRI LANKA

RESIDENTIAL DESTRUCTIONS

**SAINTHAMARUTHU
AMPARA DISTRICT**



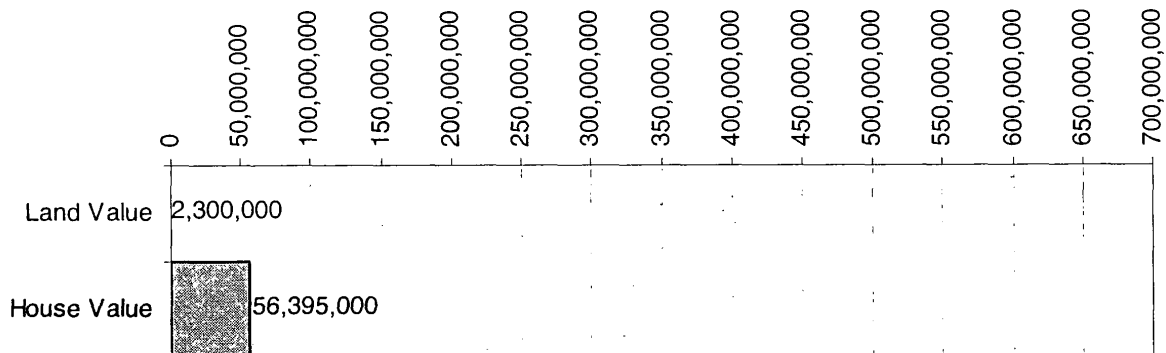
MUSLIM RECONSTRUCTION AND RESETTLEMENT ORGANISATION - MRRO
57, Norris Canal Road, Colombo 10, SRI LANKA, TP: 94 11 2697032, Fax: 94 11 2696147, E-mail: muslimrt@sltnet.lk

2004 DECEMBER 26 "TSUNAMI"

ASSESSMENT OF DESTRUCTIONS TO MUSLIMS

RESIDENTIAL DESTRUCTIONS - Fully Damaged

1. DISTRICT: AMPARA 2. D.S. DIVISION: SAINTHAMARUTHU 3. VILLAGE: SAINTHAMARUTHU				
G.S. Division	Residential Destructiosns			
	Families	Land Value	House Value	Total
SAINTHAMARUTHU 01	7	-	1,300,000	1,300,000
SAINTHAMARUTHU 02	39	-	13,050,000	13,050,000
SAINTHAMARUTHU 04	93	2,300,000	14,435,000	16,735,000
SAINTHAMARUTHU 06	1	-	-	-
SAINTHAMARUTHU 08	37	-	1,300,000	1,300,000
SAINTHAMARUTHU 10	15	-	1,500,000	1,500,000
SAINTHAMARUTHU 12	64	-	11,100,000	11,100,000
SAINTHAMARUTHU 13	57	-	3,550,000	3,550,000
SAINTHAMARUTHU 15	50	-	5,810,000	5,810,000
SAINTHAMARUTHU 17	40	-	4,350,000	4,350,000
TOTAL	403	2,300,000	56,395,000	58,695,000

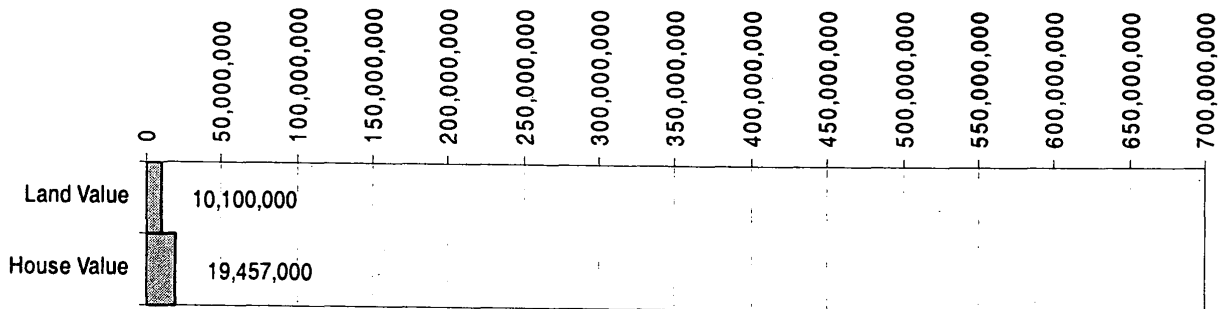


2004 DECEMBER 26 "TSUNAMI"

ASSESSMENT OF DESTRUCTIONS TO MUSLIMS

RESIDENTIAL DESTRUCTIONS - Partially Damaged

1. DISTRICT: AMPARA 2. D.S. DIVISION: SAINTHAMARUTHU 3. VILLAGE: SAINTHAMARUTHU				
G.S. Division	Residential Destructiions			
	Families	Land Value	House Value	Total
SAINTHAMARUTHU 01	12	-	910,000	910,000
SAINTHAMARUTHU 02	52	-	2,550,000	2,550,000
SAINTHAMARUTHU 04	66	-	1,120,000	1,120,000
SAINTHAMARUTHU 06	7	-	-	-
SAINTHAMARUTHU 08	28	-	950,000	950,000
SAINTHAMARUTHU 09	1	-	-	-
SAINTHAMARUTHU 10	21	-	1,915,000	1,915,000
SAINTHAMARUTHU 11	1	-	-	-
SAINTHAMARUTHU 12	42	1,000,000	600,000	1,600,000
SAINTHAMARUTHU 13	114	-	1,905,000	1,905,000
SAINTHAMARUTHU 15	54	9,100,000	8,105,000	17,205,000
SAINTHAMARUTHU 17	46	-	1,402,000	1,402,000
TOTAL	444	10,100,000	19,457,000	29,557,000

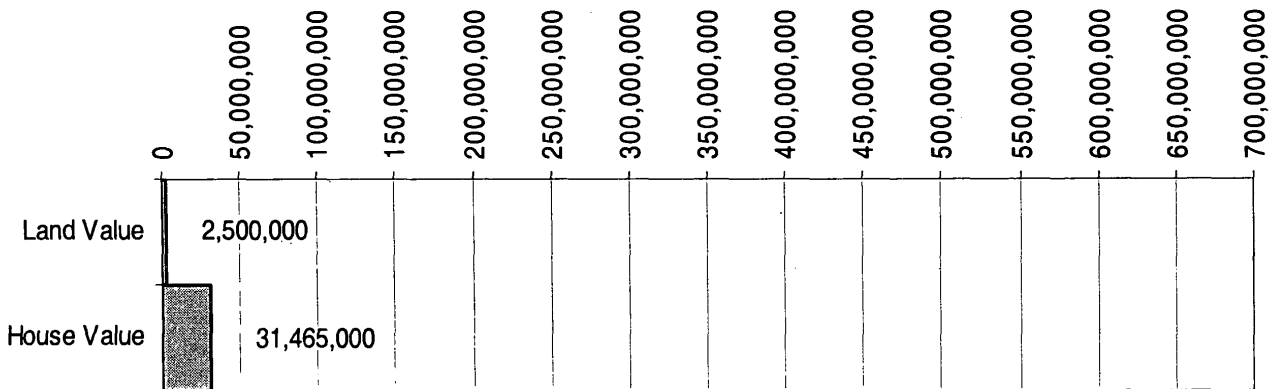


2004 DECEMBER 26 "TSUNAMI"

ASSESSMENT OF DESTRUCTIONS TO MUSLIMS

RESIDENTIAL DESTRUCTIONS - Nature of Damages not given

1. DISTRICT: AMPARA 2. D.S. DIVISION: SAINTHAMARUTHU 3. VILLAGE: SAINTHAMARUTHU				
G.S. Division	Residential Destructiosns			
	Families	Land Value	House Value	Total
SAINTHAMARUTHU 02	23	-	24,700,000	24,700,000
SAINTHAMARUTHU 04	13	-	5,295,000	5,295,000
SAINTHAMARUTHU 12	2	-	100,000	100,000
SAINTHAMARUTHU 13	1	-	200,000	200,000
SAINTHAMARUTHU 14	1	-	20,000	20,000
SAINTHAMARUTHU 15	4	2,500,000	1,150,000	3,650,000
TOTAL	44	2,500,000	31,465,000	33,965,000



2004 DECEMBER 26 "TSUNAMI"

ASSESSMENT OF DESTRUCTIONS TO MUSLIMS
IN THE EASTERN PROVINCE
SRI LANKA

OCCUPATIONAL DESTRUCTIONS

**SAINTHAMARUTHU
AMPARA DISTRICT**




MUSLIM RECONSTRUCTION AND RESETTLEMENT ORGANISATION - MRRO
57, Norris Canal Road, Colombo 10, SRI LANKA, TP: 94 11 2697032, Fax: 94 11 2696147, E-mail: muslimrt@sltnet.lk

2004 DECEMBER 26 "TSUNAMI"

ASSESSMENT OF DESTRUCTIONS TO MUSLIMS

OCCUPATIONAL DESTRUCTIONS - Businessmen

1. DISTRICT: AMPARA 2. D.S. DIVISION: SAINTHAMARUTHU 3. VILLAGE: SAINTHAMARUTHU				
G.S. Division	Occupational Destructors			
	Families	Business Value	Other Value	Total
SAINTHAMARUTHU 01	3	720,000	755,000	1,475,000
SAINTHAMARUTHU 02	26	9,056,500	8,286,500	17,343,000
SAINTHAMARUTHU 04	18	1,910,000	6,431,000	8,341,000
SAINTHAMARUTHU 08	6	371,700	1,535,000	1,906,700
SAINTHAMARUTHU 10	6	75,000	2,192,000	2,267,000
SAINTHAMARUTHU 11	1	-	91,000	91,000
SAINTHAMARUTHU 12	12	3,355,000	6,410,000	9,765,000
SAINTHAMARUTHU 13	31	9,563,000	11,400,000	20,963,000
SAINTHAMARUTHU 14	1	-	10,000	10,000
SAINTHAMARUTHU 15	10	6,960,000	4,297,000	11,257,000
SAINTHAMARUTHU 17	4	565,000	960,000	1,525,000
TOTAL	118	32,576,200	42,367,500	74,943,700

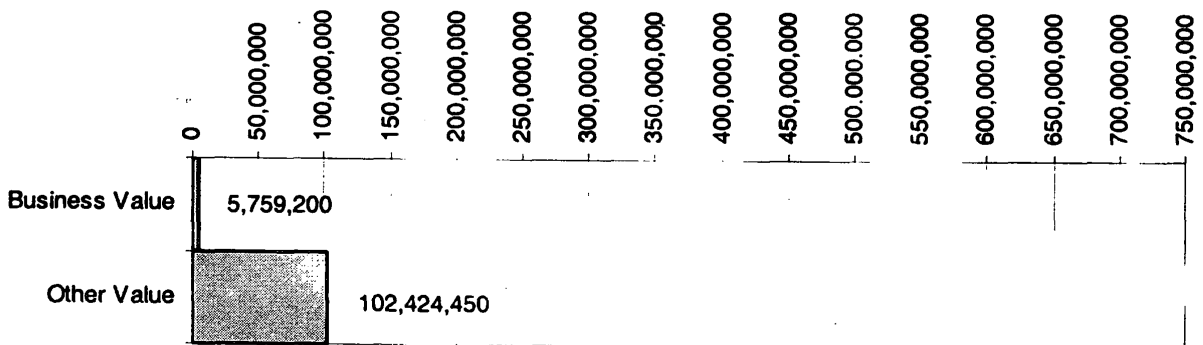


2004 DECEMBER 26 "TSUNAMI"

ASSESSMENT OF DESTRUCTIONS TO MUSLIMS

OCCUPATIONAL DESTRUCTIONS - Casual Labors

1. DISTRICT: AMPARA 2. D.S. DIVISION: SAINTHAMARUTHU 3. VILLAGE: SAINTHAMARUTHU				
G.S. Division	Occupational Destructiosns			
	Families	Business Value	Other Value	Total
SAINTHAMARUTHU 01	9	400,000	2,460,000	2,860,000
SAINTHAMARUTHU 02	52	306,000	12,087,000	12,393,000
SAINTHAMARUTHU 04	62	1,185,000	19,542,000	20,727,000
SAINTHAMARUTHU 08	16	120,000	5,459,000	5,579,000
SAINTHAMARUTHU 10	10	65,000	3,420,000	3,485,000
SAINTHAMARUTHU 12	28	174,000	8,128,000	8,302,000
SAINTHAMARUTHU 13	29	1,817,000	15,128,850	16,945,850
SAINTHAMARUTHU 14	2	-	25,200	25,200
SAINTHAMARUTHU 15	53	687,000	21,786,000	22,473,000
SAINTHAMARUTHU 17	48	1,005,200	14,388,400	15,393,600
TOTAL	309	5,759,200	102,424,450	108,183,650

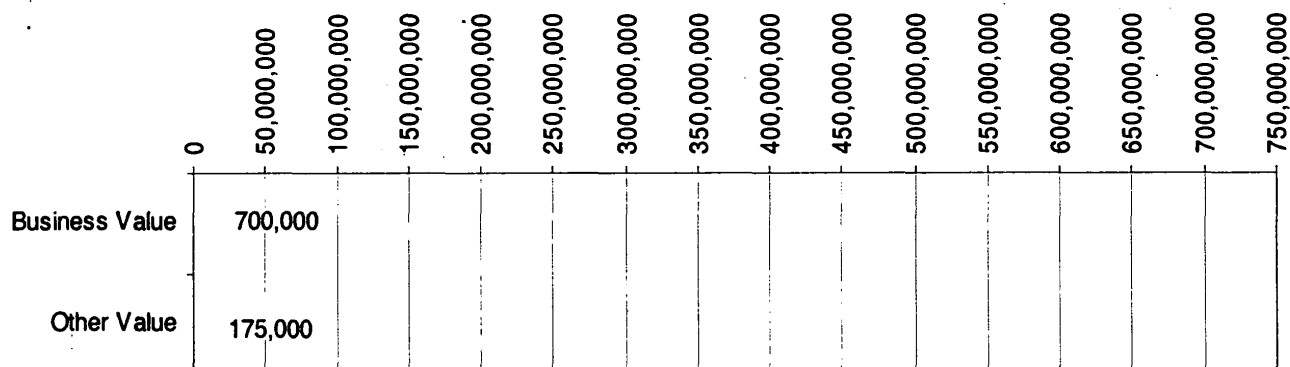


2004 DECEMBER 26 "TSUNAMI"

ASSESSMENT OF DESTRUCTIONS TO MUSLIMS

OCCUPATIONAL DESTRUCTIONS – Doctors

1. DISTRICT: AMPARA 2. D.S. DIVISION: SAINTHAMARUTHU 3. VILLAGE: SAINTHAMARUTHU				
G.S. Division	Occupational Destructions			
	Families	Business Value	Other Value	Total
SAINTHAMARUTHU 02	1	700,000	-	700,000
SAINTHAMARUTHU 12	1	-	175,000	175,000
TOTAL	2	700,000	175,000	875,000



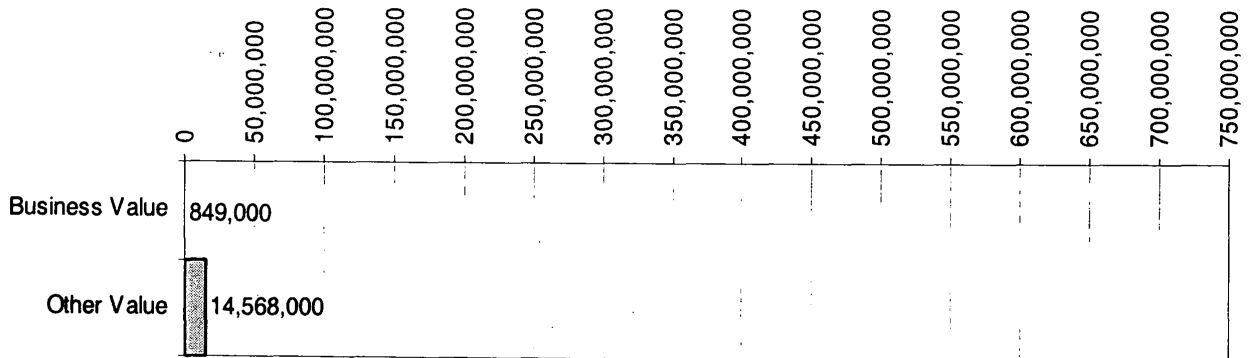
2004 DECEMBER 26 "TSUNAMI"

ASSESSMENT OF DESTRUCTIONS TO MUSLIMS

OCCUPATIONAL DESTRUCTIONS – Drivers

CONTENTS

1. DISTRICT: AMPARA 2. D.S. DIVISION: SAINTHAMARUTHU 3. VILLAGE: SAINTHAMARUTHU				
G.S. Division	Occupational Destructons			
	Families	Business Value	Other Value	Total
SAINTHAMARUTHU 02	5	99,000	5,683,000	5,782,000
SAINTHAMARUTHU 04	5	-	2,028,000	2,028,000
SAINTHAMARUTHU 08	4	140,000	1,420,000	1,560,000
SAINTHAMARUTHU 10	2	-	1,510,000	1,510,000
SAINTHAMARUTHU 12	5	100,000	1,785,000	1,885,000
SAINTHAMARUTHU 13	1	300,000	400,000	700,000
SAINTHAMARUTHU 15	2	105,000	630,000	735,000
SAINTHAMARUTHU 17	4	105,000	1,112,000	1,217,000
TOTAL	28	849,000	14,568,000	15,417,000

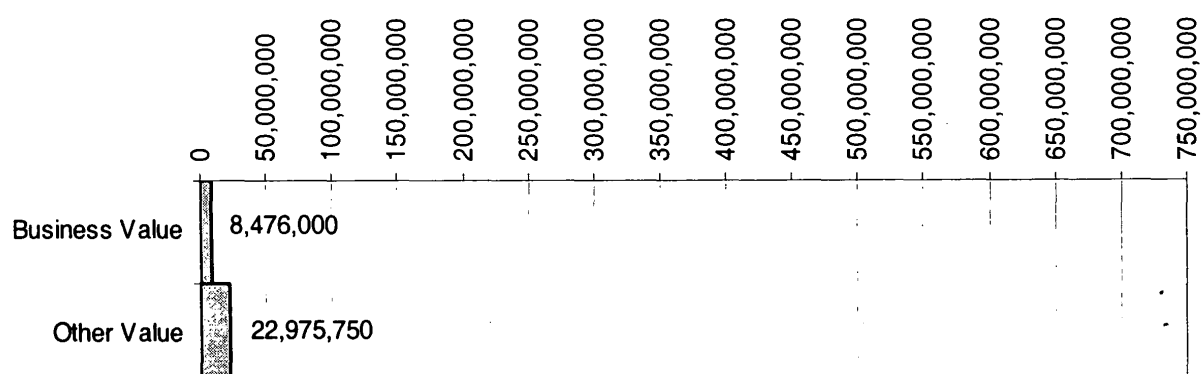


2004 DECEMBER 26 "TSUNAMI"

ASSESSMENT OF DESTRUCTIONS TO MUSLIMS

OCCUPATIONAL DESTRUCTIONS - Farmers

1. DISTRICT: AMPARA 2. D.S. DIVISION: SAINTHAMARUTHU 3. VILLAGE: SAINTHAMARUTHU				
G.S. Division	Occupational Destructiions			
	Families	Business Value	Other Value	Total
SAINTHAMARUTHU 01	1	-	680,000	680,000
SAINTHAMARUTHU 02	11	100,000	2,508,000	2,608,000
SAINTHAMARUTHU 04	5	-	2,046,500	2,046,500
SAINTHAMARUTHU 08	6	2,560,000	2,218,000	4,778,000
SAINTHAMARUTHU 10	6	515,000	1,640,000	2,155,000
SAINTHAMARUTHU 12	6	75,000	3,127,000	3,202,000
SAINTHAMARUTHU 13	17	5,120,000	5,840,250	10,960,250
SAINTHAMARUTHU 15	8	46,000	3,021,000	3,067,000
SAINTHAMARUTHU 17	6	60,000	1,895,000	1,955,000
TOTAL	66	8,476,000	22,975,750	31,451,750

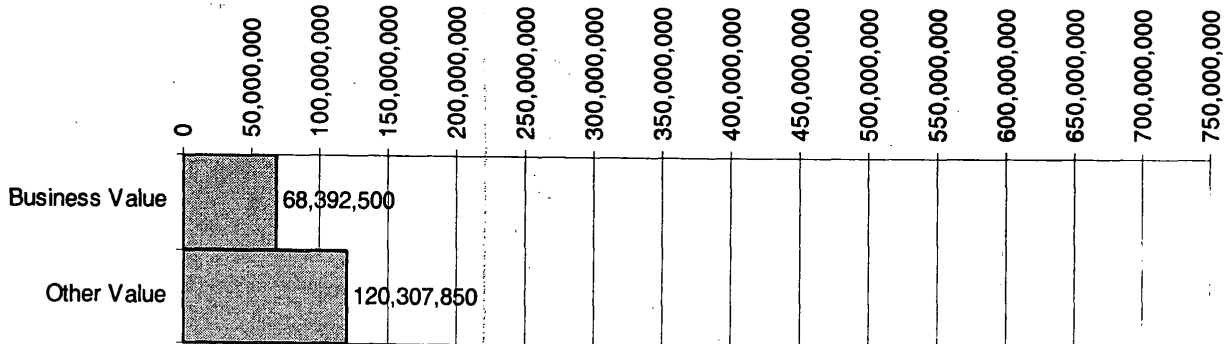


2004 DECEMBER 26 "TSUNAMI"

ASSESSMENT OF DESTRUCTIONS TO MUSLIMS

OCCUPATIONAL DESTRUCTIONS – Fishermen

1. DISTRICT: AMPARA 2. D.S. DIVISION: SAINTHAMARUTHU 3. VILLAGE: SAINTHAMARUTHU				
G.S. Division	Occupational Destructons			
	Families	Business Value	Other Value	Total
SAINTHAMARUTHU 01	7	175,000	1,600,000	1,775,000
SAINTHAMARUTHU 02	51	3,526,500	10,180,200	13,706,700
SAINTHAMARUTHU 04	47	3,890,000	14,992,500	18,882,500
SAINTHAMARUTHU 06	2	-	1,910,000	1,910,000
SAINTHAMARUTHU 08	18	1,550,000	6,446,300	7,996,300
SAINTHAMARUTHU 10	11	6,410,000	6,933,000	13,343,000
SAINTHAMARUTHU 12	56	5,654,000	19,011,000	24,665,000
SAINTHAMARUTHU 13	76	23,521,000	23,345,850	46,866,850
SAINTHAMARUTHU 15	44	14,781,000	25,886,000	40,667,000
SAINTHAMARUTHU 17	39	8,885,000	10,003,000	18,888,000
TOTAL	351	68,392,500	120,307,850	188,700,350

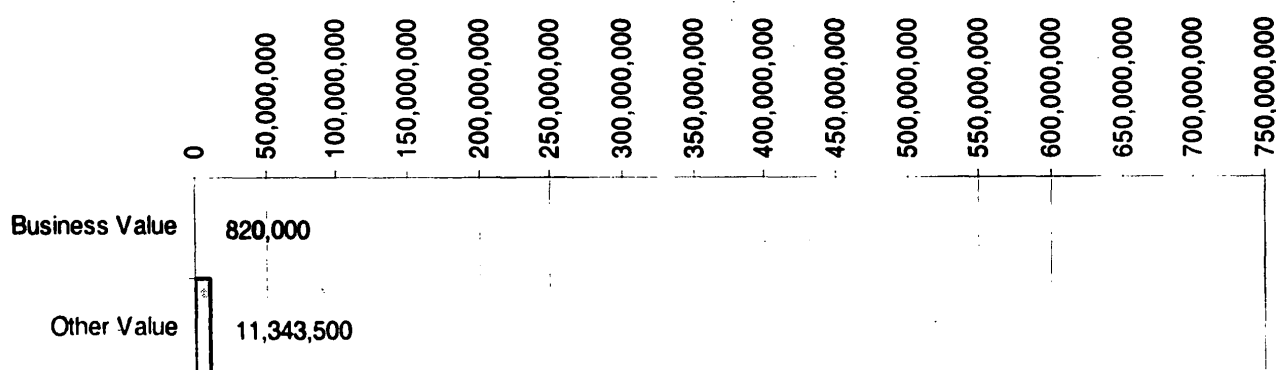


2004 DECEMBER 26 "TSUNAMI"

ASSESSMENT OF DESTRUCTIONS TO MUSLIMS

OCCUPATIONAL DESTRUCTIONS - Government, State Employees and Retired

1. DISTRICT: AMPARA 2. D.S. DIVISION: SAINTHAMARUTHU 3. VILLAGE: SAINTHAMARUTHU				
G.S. Division	Occupational Destructons			
	Families	Business Value	Other Value	Total
SAINTHAMARUTHU 02	2	35,000	800,000	835,000
SAINTHAMARUTHU 04	3	500,000	530,000	1,030,000
SAINTHAMARUTHU 10	2	5,000	1,080,000	1,085,000
SAINTHAMARUTHU 12	4	-	2,296,000	2,296,000
SAINTHAMARUTHU 13	7	-	2,703,000	2,703,000
SAINTHAMARUTHU 14	1	-	16,000	16,000
SAINTHAMARUTHU 15	9	195,000	2,893,500	3,088,500
SAINTHAMARUTHU 17	3	85,000	1,025,000	1,110,000
TOTAL	31	820,000	11,343,500	12,163,500

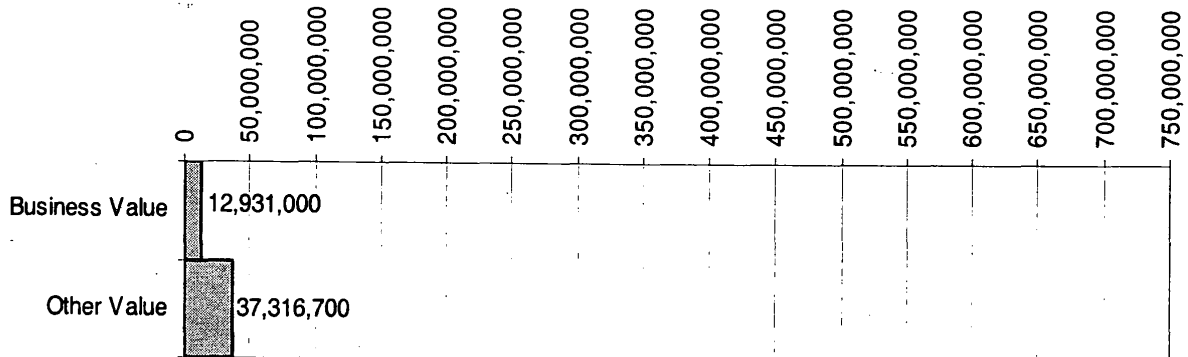


2004 DECEMBER 26 "TSUNAMI"

ASSESSMENT OF DESTRUCTIONS TO MUSLIMS

OCCUPATIONAL DESTRUCTIONS - Skill Labors

1. DISTRICT: AMPARA 2. D.S. DIVISION: SAINTHAMARUTHU 3. VILLAGE: SAINTHAMARUTHU				
G.S. Division	Occupational Destructons			
	Families	Business Value	Other Value	Total
SAINTHAMARUTHU 01	2	2,200,000	650,000	2,850,000
SAINTHAMARUTHU 02	25	1,492,000	6,486,000	7,978,000
SAINTHAMARUTHU 04	25	4,690,500	10,184,500	14,875,000
SAINTHAMARUTHU 08	3	940,000	1,035,000	1,975,000
SAINTHAMARUTHU 09	1	-	45,000	45,000
SAINTHAMARUTHU 10	2	250,000	1,013,000	1,263,000
SAINTHAMARUTHU 12	12	1,368,500	6,903,000	8,271,500
SAINTHAMARUTHU 13	17	680,000	3,976,000	4,656,000
SAINTHAMARUTHU 15	7	430,000	1,600,000	2,030,000
SAINTHAMARUTHU 17	10	880,000	5,424,200	6,304,200
TOTAL	104	12,931,000	37,316,700	50,247,700

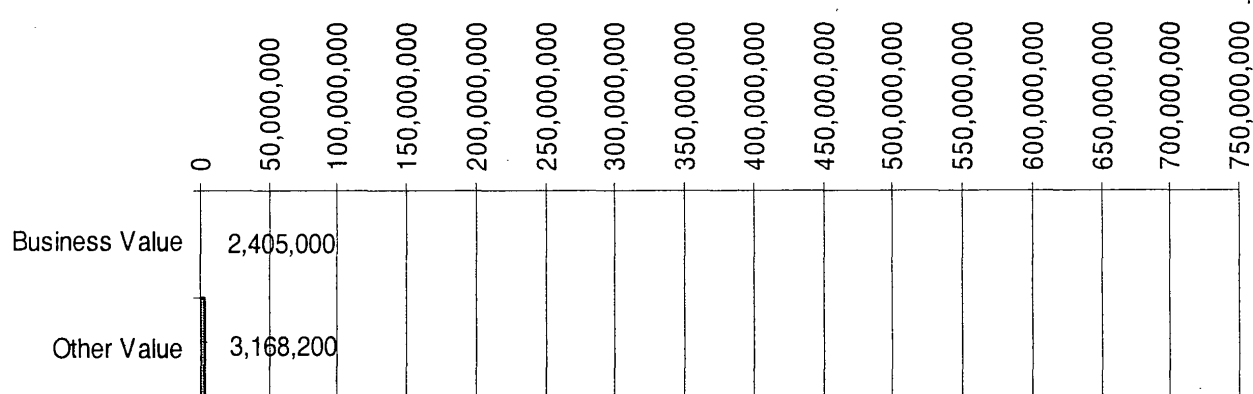


2004 DECEMBER 26 "TSUNAMI"

ASSESSMENT OF DESTRUCTIONS TO MUSLIMS

OCCUPATIONAL DESTRUCTIONS - Tailors

1. DISTRICT: AMPARA 2. D.S. DIVISION: SAINTHAMARUTHU 3. VILLAGE: SAINTHAMARUTHU				
G.S. Division	Occupational Destructiions			
	Families	Business Value	Other Value	Total
SAINTHAMARUTHU 02	1	145,000	285,000	430,000
SAINTHAMARUTHU 08	2	50,000	860,000	910,000
SAINTHAMARUTHU 13	3	500,000	573,200	1,073,200
SAINTHAMARUTHU 15	3	580,000	450,000	1,030,000
SAINTHAMARUTHU 17	1	1,130,000	1,000,000	2,130,000
TOTAL	10	2,405,000	3,168,200	5,573,200

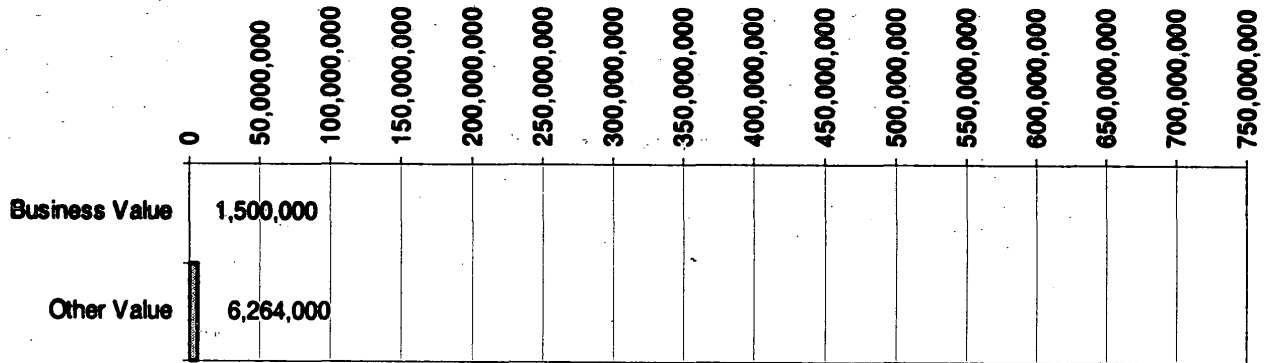


2004 DECEMBER 26 "TSUNAMI"

ASSESSMENT OF DESTRUCTIONS TO MUSLIMS

OCCUPATIONAL DESTRUCTIONS - Teachers

1. DISTRICT: AMPARA 2. D.S. DIVISION: SAINTHAMARUTHU 3. VILLAGE: SAINTHAMARUTHU				
G.S. Division	Occupational Destructions			
	Families	Business Value	Other Value	Total
SAINTHAMARUTHU 02	1	1,500,000	375,000	1,875,000
SAINTHAMARUTHU 04	3	-	1,464,000	1,464,000
SAINTHAMARUTHU 10	1	-	380,000	380,000
SAINTHAMARUTHU 12	4	-	2,480,000	2,480,000
SAINTHAMARUTHU 15	1	-	1,565,000	1,565,000
TOTAL	10	1,500,000	6,264,000	7,764,000

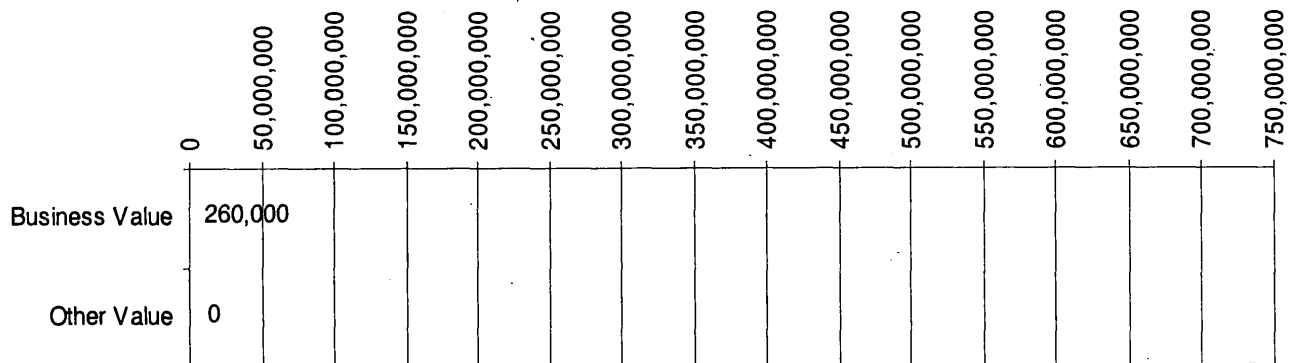


2004 DECEMBER 26 "TSUNAMI"

ASSESSMENT OF DESTRUCTIONS TO MUSLIMS

OCCUPATIONAL DESTRUCTIONS – Weavers

1. DISTRICT: AMPARA 2. D.S. DIVISION: SAINTHAMARUTHU 3. VILLAGE: SAINTHAMARUTHU				
G.S. Division	Occupational Destructors			
	Families	Business Value	Other Value	Total
SAINTHAMARUTHU 02	1	-	-	-
SAINTHAMARUTHU 15	1	260,000	-	260,000
TOTAL	2	260,000	-	260,000

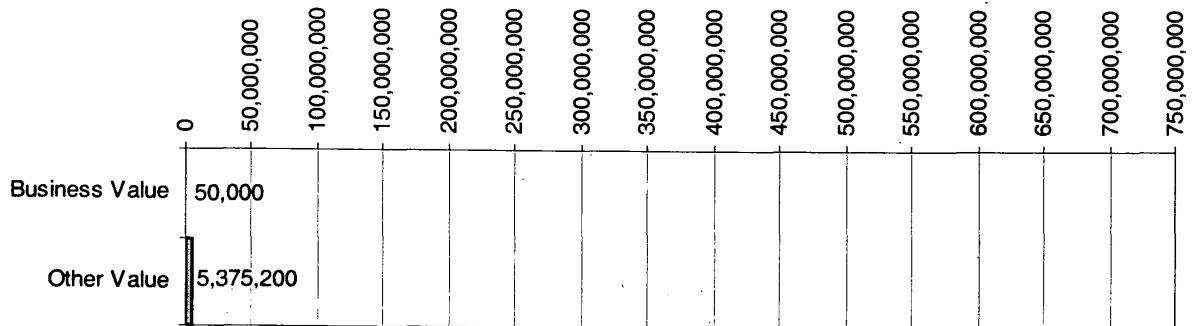


2004 DECEMBER 26 "TSUNAMI"

ASSESSMENT OF DESTRUCTIONS TO MUSLIMS

OCCUPATIONAL DESTRUCTIONS - Others

1. DISTRICT: AMPARA 2. D.S. DIVISION: SAINTHAMARUTHU 3. VILLAGE: SAINTHAMARUTHU				
G.S. Division	Occupational Destructons			
	Families	Business Value	Other Value	Total
SAINTHAMARUTHU 02	1	-	96,200	96,200
SAINTHAMARUTHU 04	6	-	1,274,000	1,274,000
SAINTHAMARUTHU 06	1	-	440,000	440,000
SAINTHAMARUTHU 08	1	50,000	500,000	550,000
SAINTHAMARUTHU 10	1	-	375,000	375,000
SAINTHAMARUTHU 12	2	-	1,655,000	1,655,000
SAINTHAMARUTHU 13	3	-	890,000	890,000
SAINTHAMARUTHU 15	1	-	25,000	25,000
SAINTHAMARUTHU 17	1	-	120,000	120,000
TOTAL	17	50,000	5,375,200	5,425,200

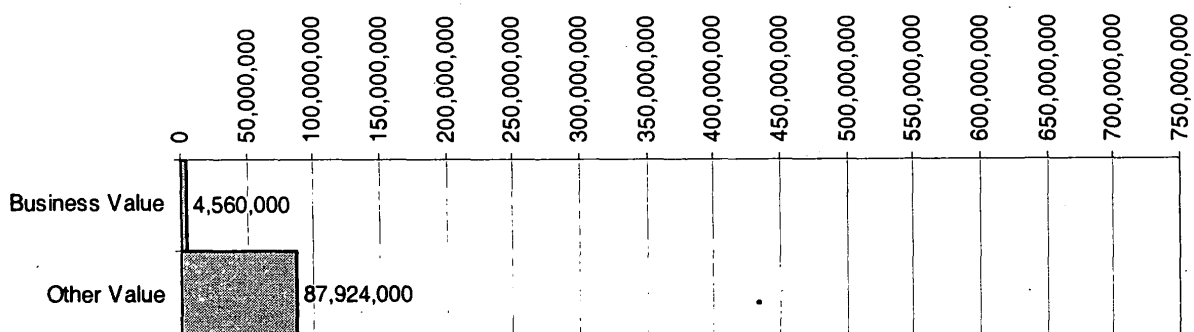


2004 DECEMBER 26 "TSUNAMI"

ASSESSMENT OF DESTRUCTIONS TO MUSLIMS

OCCUPATIONAL DESTRUCTIONS - Occupation Not Given

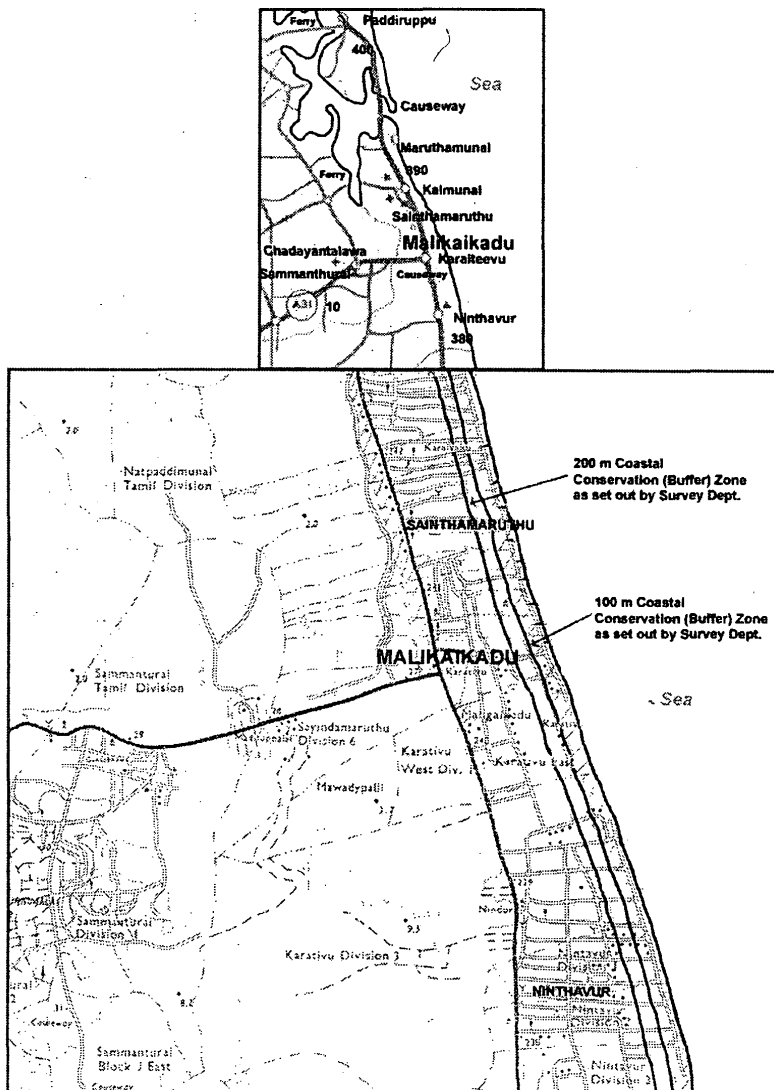
1. DISTRICT: AMPARA 2. D.S. DIVISION: SAINTHAMARUTHU 3. VILLAGE: SAINTHAMARUTHU				
G.S. Division	Occupational Destructons			
	Families	Business Value	Other Value	Total
SAINTHAMARUTHU 01	6	7,000	957,000	964,000
SAINTHAMARUTHU 02	80	2,136,500	15,169,000	17,305,500
SAINTHAMARUTHU 04	58	681,000	15,530,500	16,211,500
SAINTHAMARUTHU 06	6	160,000	2,321,000	2,481,000
SAINTHAMARUTHU 08	26	510,000	8,436,000	8,946,000
SAINTHAMARUTHU 10	14	5,000	4,657,200	4,662,200
SAINTHAMARUTHU 12	38	33,500	10,617,500	10,651,000
SAINTHAMARUTHU 13	40	791,500	12,883,800	13,675,300
SAINTHAMARUTHU 14	1	-	95,000	95,000
SAINTHAMARUTHU 15	27	232,000	14,275,000	14,507,000
SAINTHAMARUTHU 17	16	3,500	2,982,000	2,985,500
TOTAL	312	4,560,000	87,924,000	92,484,000



2004 DECEMBER 26 "TSUNAMI"

ASSESSMENT OF DESTRUCTIONS TO MUSLIMS
IN THE EASTERN PROVINCE
SRI LANKA

MALIKAIKADU
AMPARA DISTRICT



MUSLIM RECONSTRUCTION AND RESETTLEMENT ORGANISATION - MRRO
57, Norris Canal Road, Colombo 10, SRI LANKA, TP: 94 11 2697032, Fax: 94 11 2696147, E-mail: muslimrt@sitnet.lk

Tsunami Destructors – Malihaikadu

1.0 Personal Destructors

Families	Population	Death					Injured				
		F	M	B	G	Total	F	M	B	G	Total
250	1016	2	5	11	16	34	1	5	1	0	7

F-Father, M-Mother, B-Boys, G-Girls

2.0 Residential Destructors

2.1 Fully Damaged

Families	Land Value	House Value	Total
1	Rs. 0	0	0
	US\$ 0	0	0

2.2 Partially Damaged

Families	Land Value	House Value	Total
3	Rs. 0	1,500,000	1,500,000
	US\$ 0	15000	15000

2.3 Residential Destructors Total

Families	Land Value	House Value	Total
4	Rs. 0	1,500,000	1,500,000
	US\$ 0	15000	15000

3.0 Occupational Destructors

Families	Business Value	Other Value	Total
250	Rs. 18,721,000	102,993,080	121,714,080
	US\$ 187210	1029930.8	1217140.8

3.1 Businessmen

Families	Business Value	Other Value	Total
25	Rs. 6,397,000	12,147,460	18,544,460
	US\$ 63970	121474.6	185444.6

3.2 Casual Labours

Families	Business Value	Other Value	Total
63	Rs. 1,244,000	23,458,520	24,702,520
	US\$ 12440	234585.2	247025.2

3.3 Drivers

Families	Business Value	Other Value	Total
6	Rs. 580,000	2,583,800	3,163,800
	US\$ 5800	25838	31638

3.4 Farmers

Families	Business Value	Other Value	Total
9	Rs. 2,100,000	5,230,000	7,330,000
	US\$ 21000	52300	73300

3.5 Fishermen

Families	Business Value	Other Value	Total
71	Rs. 6,900,500	32,232,650	39,133,150
	US\$ 69005	322326.5	391331.5

3.6 Government, State Employees and Retired

Families		Business Value	Other Value	Total
6	Rs.	85,000	2,302,000	2,387,000
	US\$	850	23020	23870

3.7 Skill Labours

Families		Business Value	Other Value	Total
4	Rs.	14,000	923,400	937,400
	US\$	140	9234	9374

3.8 Tailors

Families		Business Value	Other Value	Total
3	Rs.	165,500	682,000	847,500
	US\$	1655	6820	8475

3.9 Others

Families		Business Value	Other Value	Total
2	Rs.	0	578,000	578,000
	US\$	0	5780	5780

3.10 Occupation Not Given

Families		Business Value	Other Value	Total
61	Rs.	1,235,000	22,855,250	24,090,250
	US\$	12,350.00	228,552.50	240,902.50

Total

Rs. **123,214,080**

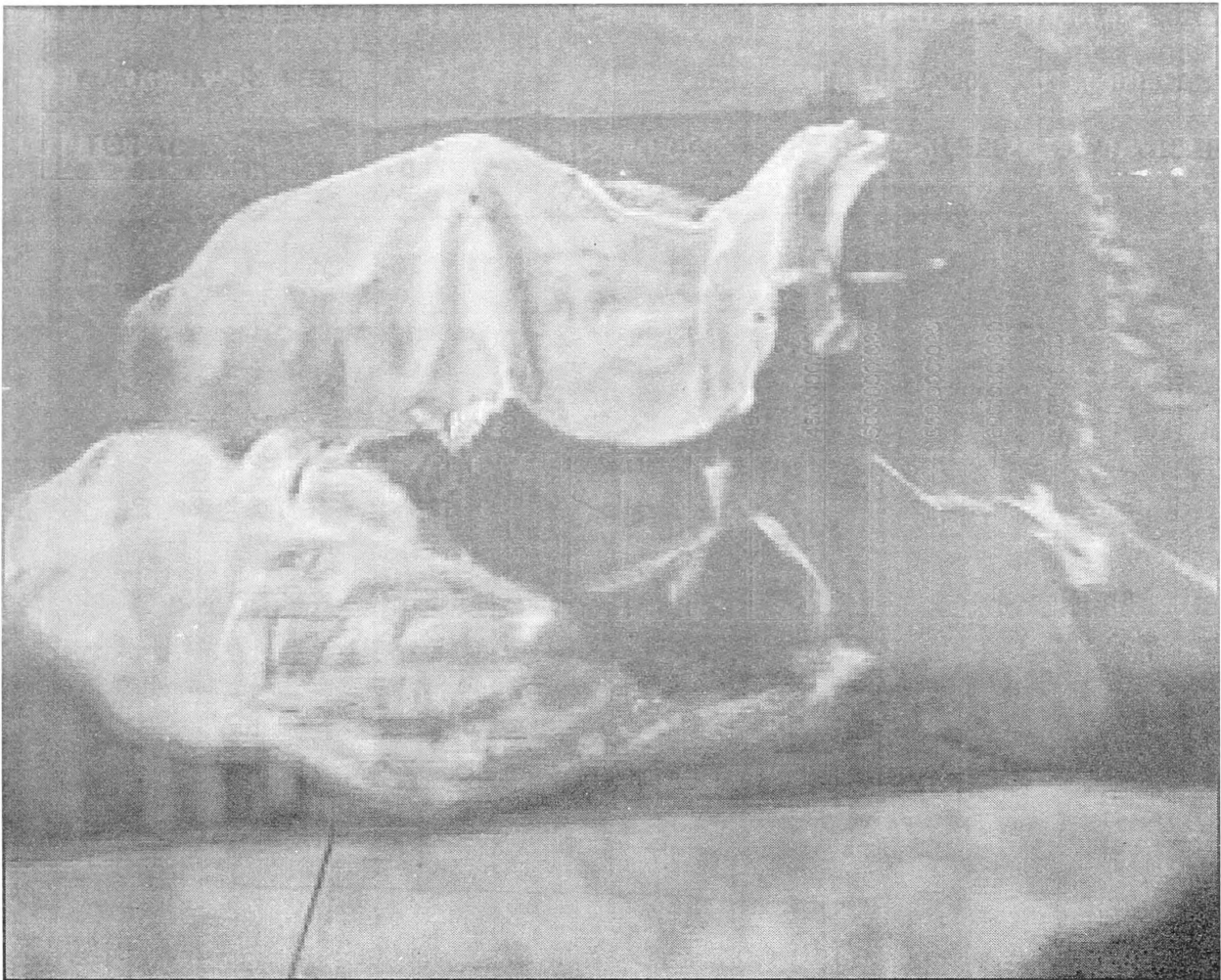
US\$ **1,232,140.80**

2004 DECEMBER 26 "TSUNAMI"

ASSESSMENT OF DESTRUCTIONS TO MUSLIMS
IN THE EASTERN PROVINCE
SRI LANKA

PERSONAL DESTRUCTIONS

**MALIKAIKADU
AMPARA DISTRICT**



MUSLIM RECONSTRUCTION AND RESETTLEMENT ORGANISATION - MRRO
57, Norris Canal Road, Colombo 10, SRI LANKA, TP: 94 11 2697032, Fax: 94 11 2696147, E-mail: muslimrt@sltnet.lk

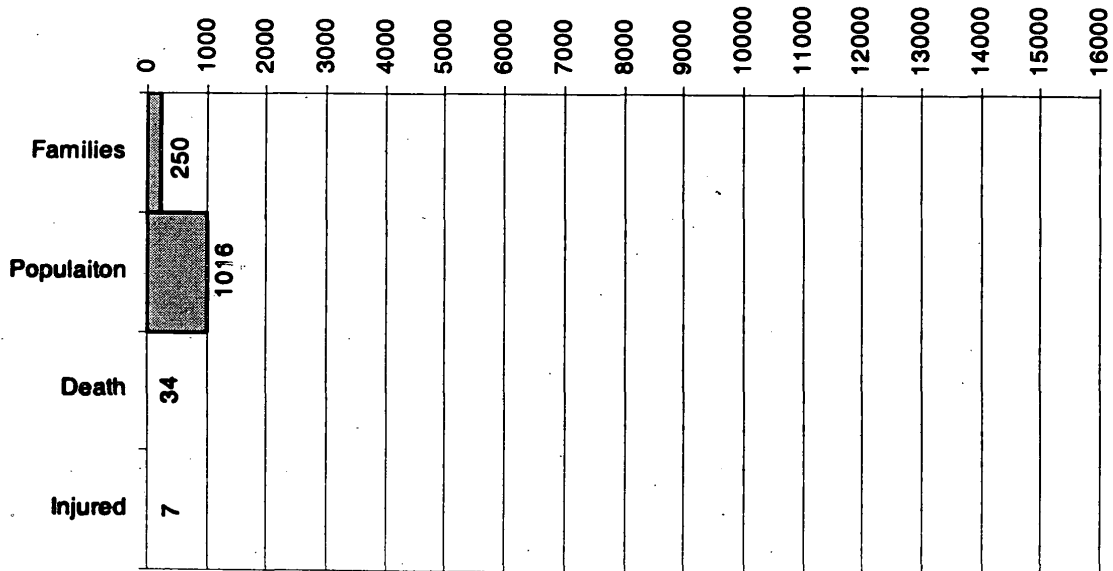
2004 DECEMBER 26 "TSUNAMI"

ASSESSMENT OF DESTRUCTIONS TO MUSLIMS

PERSONAL DESTRUCTIONS

1. DISTRICT: AMPARA 2. D.S. DIVISION: KARAITHEEVU 3. VILLAGE: MALIKAIKADU												
G.S. Division	Personal Destructions											
	Families	Population	Death					Injured				
			F	M	B	G	Total	F	M	B	G	Total
MALIGAIKADU CENTRAL	81	329	1	0	0	1	2	1	2	0	0	3
MALIGAIKADU EAST	162	651	1	5	11	15	32	0	3	1	0	4
MALIGAIKADU WEST	7	36	0	0	0	0	0	0	0	0	0	0
TOTAL	250	1016	2	5	11	16	34	1	5	1	0	7

F-Father, M-Mother, B-Boys, G-Girls



2004 DECEMBER 26 "TSUNAMI"

**ASSESSMENT OF DESTRUCTIONS TO MUSLIMS
IN THE EASTERN PROVINCE
SRI LANKA**

RESIDENTIAL DESTRUCTIONS

**MALIKAIKADU
AMPARA DISTRICT**




MUSLIM RECONSTRUCTION AND RESETTLEMENT ORGANISATION - MRRO
57, Norris Canal Road, Colombo 10, SRI LANKA, TP: 94 11 2697032, Fax: 94 11 2696147, E-mail: muslimrt@sltnet.lk

2004 DECEMBER 26 "TSUNAMI"

ASSESSMENT OF DESTRUCTIONS TO MUSLIMS

RESIDENTIAL DESTRUCTIONS - Fully Damaged

1. DISTRICT: AMPARA 2. D.S. DIVISION: KARAITHEEVU 3. VILLAGE: MALIKAIKADU				
G.S. Division	Residential Destructions			
	Families	Land Value	House Value	Total
MALIGAIKADU CENTRAL	1	-	-	-
TOTAL	1	-	-	-




2004 DECEMBER 26 "TSUNAMI"

ASSESSMENT OF DESTRUCTIONS TO MUSLIMS

RESIDENTIAL DESTRUCTIONS - Partially Damaged

1. DISTRICT: AMPARA 2. D.S. DIVISION: KARAITHEEVU 3. VILLAGE: MALIKAIKADU				
G.S. Division	Residential Destructations			
	Families	Land Value	House Value	Total
MALIGAİKADU EAST	2	-	-	-
MALIGAİKADU WEST	1	-	1,500,000	1,500,000
TOTAL	3	-	1,500,000	1,500,000




2004 DECEMBER 26 "TSUNAMI"

**ASSESSMENT OF DESTRUCTIONS TO MUSLIMS
IN THE EASTERN PROVINCE
SRI LANKA**

OCCUPATIONAL DESTRUCTIONS

**MALIKAIKADU
AMPARA DISTRICT**



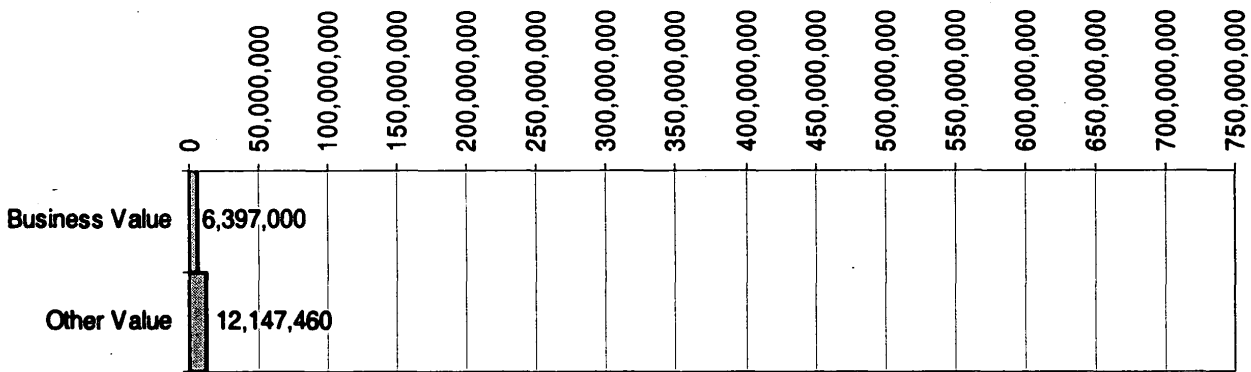
MUSLIM RECONSTRUCTION AND RESETTLEMENT ORGANISATION - MRRO
57, Norris Canal Road, Colombo 10, SRI LANKA, TP: 94 11 2697032, Fax: 94 11 2696147, E-mail: muslimrt@sltnet.lk

2004 DECEMBER 26 "TSUNAMI"

ASSESSMENT OF DESTRUCTIONS TO MUSLIMS

OCCUPATIONAL DESTRUCTIONS – Businessmen

1. DISTRICT: AMPARA 2. D.S. DIVISION: KARAITHEEVU 3. VILLAGE: MALIKAIKADU				
G.S. Division	Occupational Destructons			
	Families	Business Value	Other Value	Total
MALIGAIKADU CENTRAL	7	1,160,000	1,944,000	3,104,000
MALIGAIKADU EAST	18	5,237,000	10,203,460	15,440,460
TOTAL	25	6,397,000	12,147,460	18,544,460

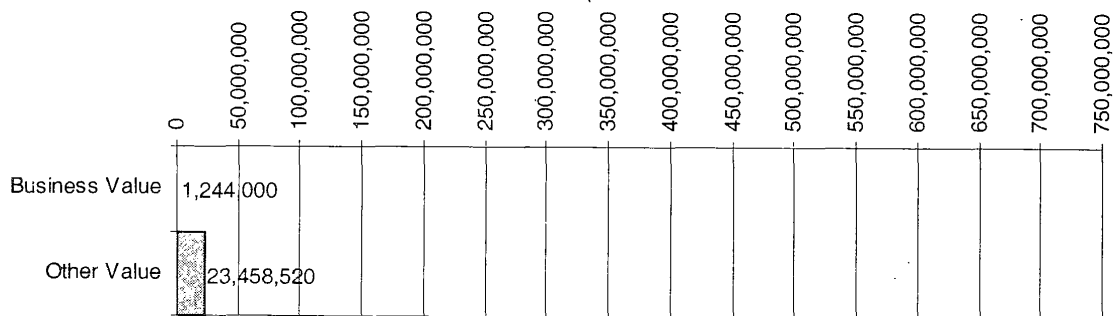


2004 DECEMBER 26 "TSUNAMI"

ASSESSMENT OF DESTRUCTIONS TO MUSLIMS

OCCUPATIONAL DESTRUCTIONS - Casual Labors

1. DISTRICT: AMPARA 2. D.S. DIVISION: KARAITHEEVU 3. VILLAGE: MALIKAIKADU				
G.S. Division	Occupational Destructions			
	Families	Business Value	Other Value	Total
MALIGAIKADU CENTRAL	20	483,000	6,644,500	7,127,500
MALIGAIKADU EAST	41	730,000	16,314,020	17,044,020
MALIGAIKADU WEST	2	31,000	500,000	531,000
TOTAL	63	1,244,000	23,458,520	24,702,520

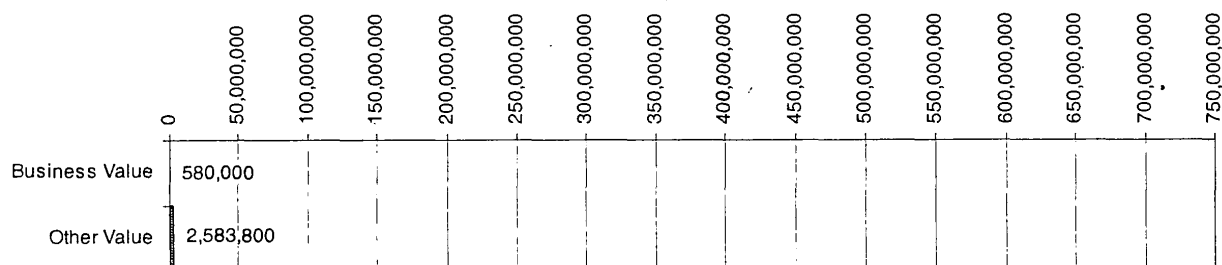


2004 DECEMBER 26 "TSUNAMI"

ASSESSMENT OF DESTRUCTIONS TO MUSLIMS

OCCUPATIONAL DESTRUCTIONS - Drivers

1. DISTRICT: AMPARA 2. D.S. DIVISION: KARAITHEEVU 3. VILLAGE: MALIKAIKADU				
G.S. Division	Occupational Destructons			
	Families	Business Value	Other Value	Total
MALIGAIKADU EAST	5	580,000	1,623,800	2,203,800
MALIGAIKADU WEST	1	-	960,000	960,000
TOTAL	6	580,000	2,583,800	3,163,800

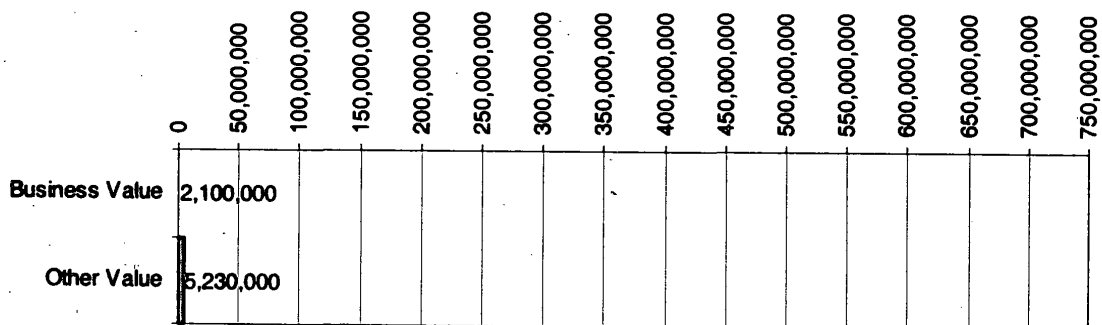


2004 DECEMBER 26 "TSUNAMI"

ASSESSMENT OF DESTRUCTIONS TO MUSLIMS

OCCUPATIONAL DESTRUCTIONS – Farmers

1. DISTRICT: AMPARA 2. D.S. DIVISION: KARAITHEEVU 3. VILLAGE: MALIKAIKADU				
G.S. Division	Occupational Destructons			
	Families	Business Value	Other Value	Total
MALIGAIKADU CENTRAL	4	-	827,500	827,500
MALIGAIKADU EAST	4	2,100,000	1,636,500	3,736,500
MALIGAIKADU WEST	1	-	2,766,000	2,766,000
TOTAL	9	2,100,000	5,230,000	7,330,000

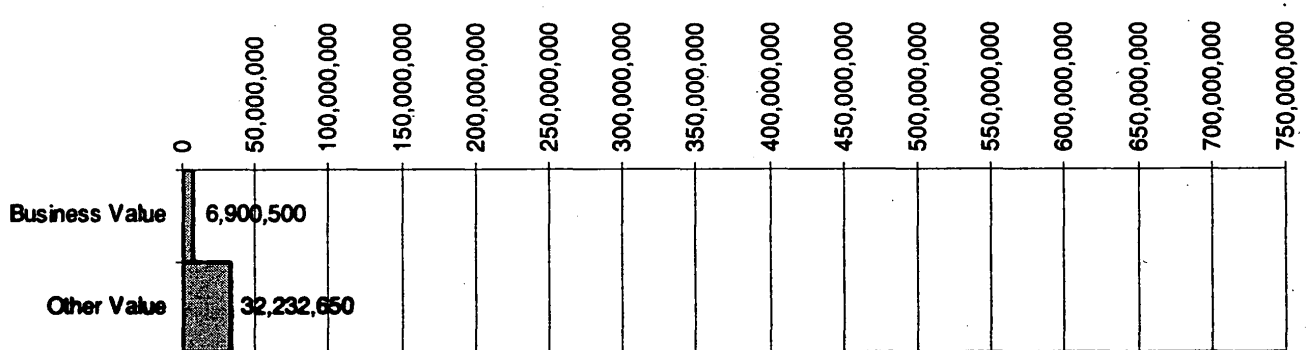


2004 DECEMBER 26 "TSUNAMI"

ASSESSMENT OF DESTRUCTIONS TO MUSLIMS

OCCUPATIONAL DESTRUCTIONS – Fishermen

1. DISTRICT: AMPARA 2. D.S. DIVISION: KARAITHEEVU 3. VILLAGE: MALIKAIKADU				
G.S. Division	Occupational Destructutions			
	Families	Business Value	Other Value	Total
MALIGAIKADU CENTRAL	24	475,000	4,654,800	5,129,800
MALIGAIKADU EAST	47	6,425,500	27,577,850	34,003,350
TOTAL	71	6,900,500	32,232,650	39,133,150

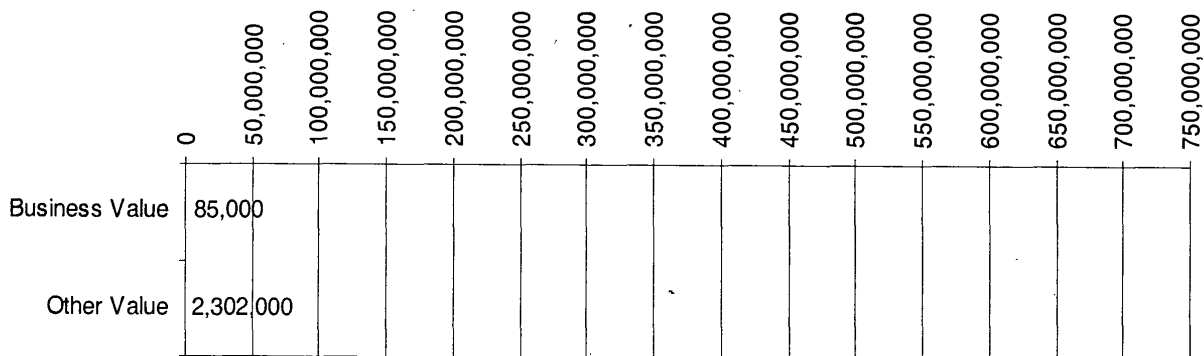


2004 DECEMBER 26 "TSUNAMI"

ASSESSMENT OF DESTRUCTIONS TO MUSLIMS

OCCUPATIONAL DESTRUCTIONS - Government, State Employees and Retired

1. DISTRICT: AMPARA 2. D.S. DIVISION: KARAITHEEVU 3. VILLAGE: MALIKAIKADU				
G.S. Division	Occupational Destructions			
	Families	Business Value	Other Value	Total
MALIGAIKADU CENTRAL	4	-	1,429,000	1,429,000
MALIGAIKADU EAST	1	85,000	398,000	483,000
MALIGAIKADU WEST	1	-	475,000	475,000
TOTAL	6	85,000	2,302,000	2,387,000

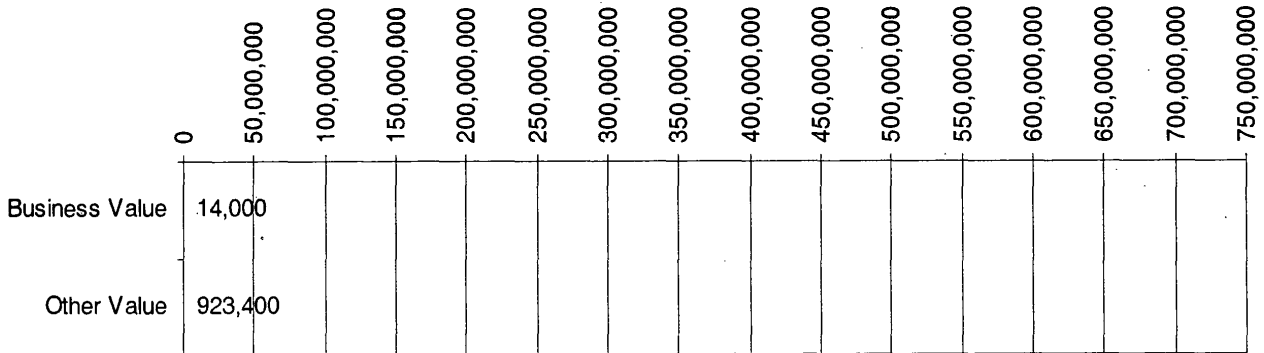


2004 DECEMBER 26 "TSUNAMI"

ASSESSMENT OF DESTRUCTIONS TO MUSLIMS

OCCUPATIONAL DESTRUCTIONS - Skill Labors

1. DISTRICT: AMPARA 2. D.S. DIVISION: KARAITHEEVU 3. VILLAGE: MALIKAIKADU				
G.S. Division	Occupational Destructons			
	Families	Business Value	Other Value	Total
MALIGAIKADU CENTRAL	4	14,000	923,400	937,400
TOTAL	4	14,000	923,400	937,400

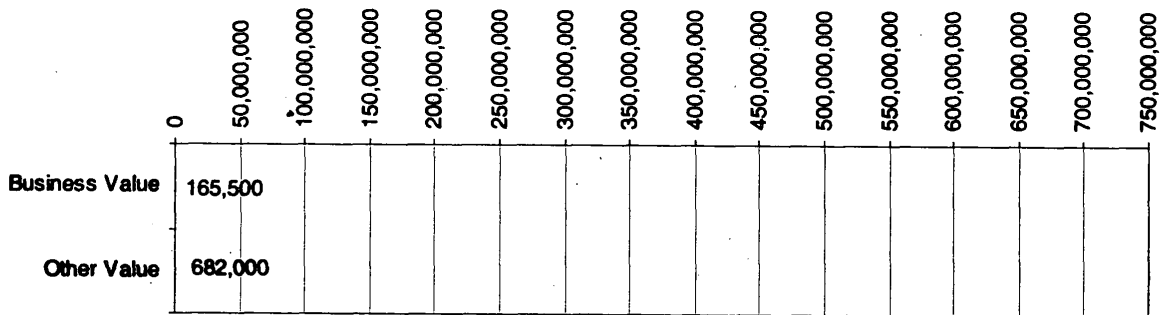


2004 DECEMBER 26 "TSUNAMI"

ASSESSMENT OF DESTRUCTIONS TO MUSLIMS

OCCUPATIONAL DESTRUCTIONS - Tailors

1. DISTRICT: AMPARA 2. D.S. DIVISION: KARAITHEEVU 3. VILLAGE: MALIKAIKADU				
G.S. Division	Occupational Destructons			
	Families	Business Value	Other Value	Total
MALIGAIKADU CENTRAL	1	8,000	204,000	212,000
MALIGAIKADU EAST	2	157,500	478,000	635,500
TOTAL	3	165,500	682,000	847,500

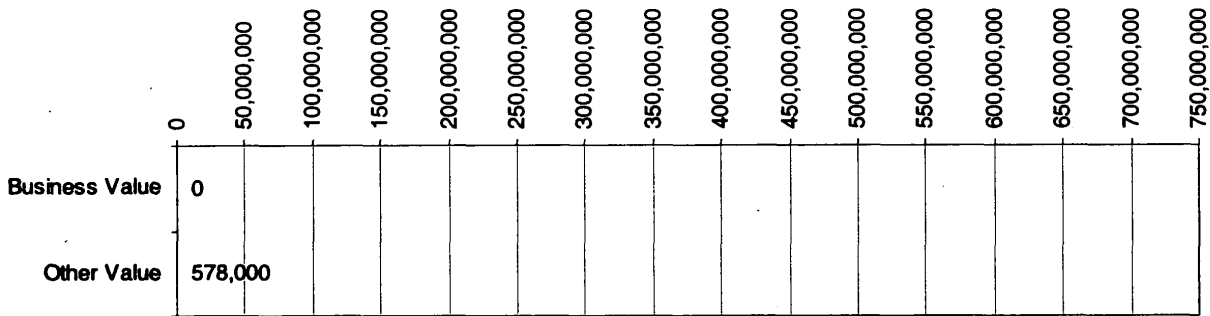


2004 DECEMBER 26 "TSUNAMI"

ASSESSMENT OF DESTRUCTIONS TO MUSLIMS

OCCUPATIONAL DESTRUCTIONS - Others

1. DISTRICT: AMPARA 2. D.S. DIVISION: KARAITHEEVU 3. VILLAGE: MALIKAIKADU				
G.S. Division	Occupational Destructons			
	Families	Business Value	Other Value	Total
MALIGAIKADU CENTRAL	2	-	578,000	578,000
TOTAL	2	-	578,000	578,000

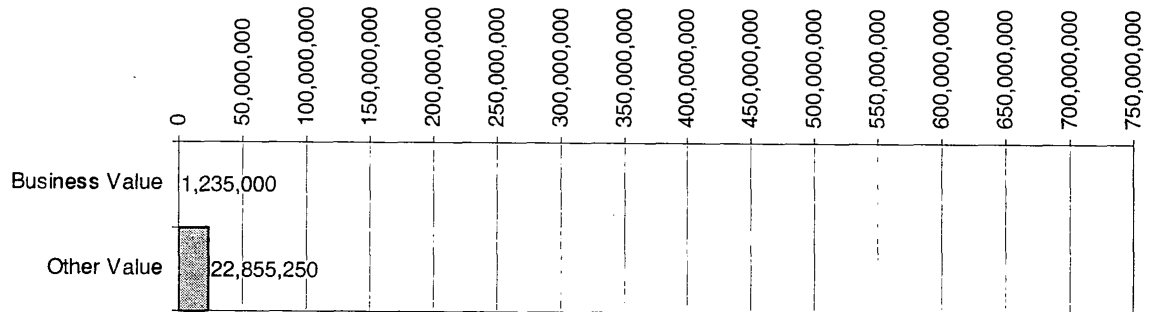


2004 DECEMBER 26 "TSUNAMI"

ASSESSMENT OF DESTRUCTIONS TO MUSLIMS

OCCUPATIONAL DESTRUCTIONS - Occupation Not Given

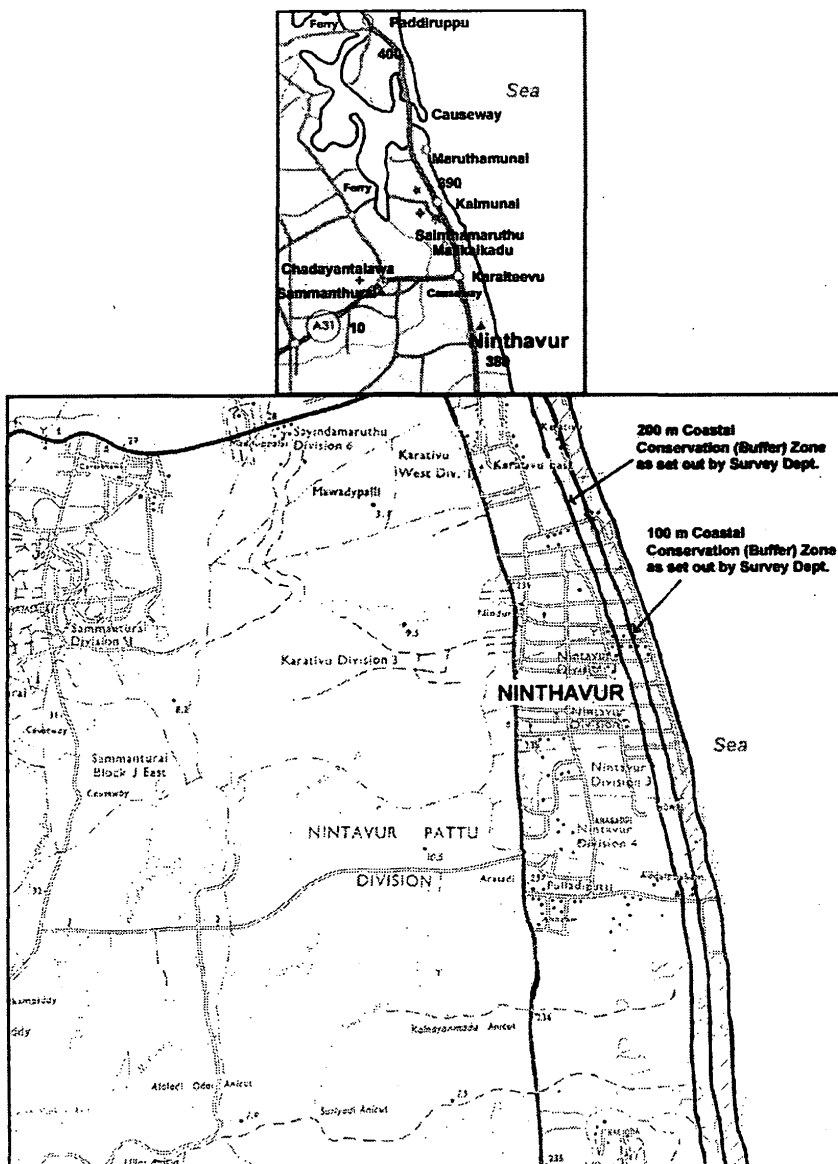
1. DISTRICT: AMPARA 2. D.S. DIVISION: KARAITHEEVU 3. VILLAGE: MALIKAIKADU				
G.S. Division	Occupational Destructons			
	Families	Business Value	Other Value	Total
MALIGAIKADU CENTRAL	15	-	5,946,000	5,946,000
MALIGAIKADU EAST	44	1,235,000	16,019,250	17,254,250
MALIGAIKADU WEST	2	-	890,000	890,000
TOTAL	61	1,235,000	22,855,250	24,090,250



2004 DECEMBER 26 "TSUNAMI"

ASSESSMENT OF DESTRUCTIONS TO MUSLIMS
IN THE EASTERN PROVINCE
SRI LANKA

NINTHAVUR
AMPARA DISTRICT



MUSLIM RECONSTRUCTION AND RESETTLEMENT ORGANISATION - MRRO
57, Norris Canal Road, Colombo 10, SRI LANKA, TP: 94 11 2697032, Fax: 94 11 2696147, E-mail: muslimrt@sltnet.lk

Tsunami Destructions – Ninthavur

1.0 Personal Destructions

Families	Population	Death					Injured				
		F	M	B	G	Total	F	M	B	G	Total
2282	8329	12	19	16	29	76	211	206	97	108	622

F-Father, M-Mother, B-Boys, G-Girls

2.0 Residential Destructions

2.1 Fully Damaged

Families	Land Value	House Value	Total
460	Rs. 283,478,500	195,937,250	479,415,750
	US\$ 2,834,785	1,959,373	4,794,158

2.2 Partialy Damaged

Families	Land Value	House Value	Total
944	Rs. 376,147,000	548,347,500	924,494,500
	US\$ 3,761,470	5483475	9244945

2.3 Nature of Damage Not Given

Families	Land Value	House Value	Total
378	Rs. 150,785,300	258,417,500	409,202,800
	US\$ 1507853	2584175	4092028

2.4 Residential Destructions Total

Families	Land Value	House Value	Total
1782	Rs. 810,410,800	1,002,702,250	1,813,113,050
	US\$ 8104108	10027022.5	18131130.5

3.0 Occupational Destructions

Families	Business Value	Other Value	Total
2282	Rs. 122,452,443	249,920,310	372,372,753
	US\$ 1224524.43	2499203.1	3723727.53

3.1 Businessmen

Families	Business Value	Other Value	Total
94	Rs. 4,502,575	23,444,200	27,946,775
	US\$ 45025.75	234442	279467.75

3.2 Casual Labours

Families	Business Value	Other Value	Total
539	Rs. 6,232,710	54,012,600	60,245,310
	US\$ 62327.1	540126	602453.1

3.3 Drivers

Families	Business Value	Other Value	Total
59	Rs. 663,700	11,111,500	11,775,200
	US\$ 6637	111115	117752

3.4 Farmers

Families	Business Value	Other Value	Total
134	Rs. 4,058,800	14,052,300	18,111,100
	US\$ 40588	140523	181111

3.5 Fishermen

Families		Business Value	Other Value	Total
605	Rs.	96,752,900	76,956,400	173,709,300
	US\$	967529	769564	1737093

3.6 Government, State Employees and Retired

Families		Business Value	Other Value	Total
47	Rs.	283,008	6,811,100	7,094,108
	US\$	2830.08	68111	70941.08

3.7 Skill Labours

Families		Business Value	Other Value	Total
72	Rs.	1,429,500	6,630,500	8,060,000
	US\$	14295	66305	80600

3.8 Tailors

Families		Business Value	Other Value	Total
12	Rs.	574,550	1,613,000	2,187,550
	US\$	5745.5	16130	21875.5

3.9 Teachers

Families		Business Value	Other Value	Total
19	Rs.	297,550	1,520,300	1,817,850
	US\$	2975.5	15203	18178.5

3.10 Others

Families		Business Value	Other Value	Total
125	Rs.	1,952,000	14,799,110	16,751,110
	US\$	19520	147991.1	167511.1

3.11 Occupation Not Given

Families		Business Value	Other Value	Total
576	Rs.	5,705,150	38,969,300	44,674,450
	US\$	57,051.50	389,693.00	446,744.50

Total			Rs.	2,185,485,803
			US\$	21,854,858.03

2004 DECEMBER 26 "TSUNAMI"

ASSESSMENT OF DESTRUCTIONS TO MUSLIMS
IN THE EASTERN PROVINCE
SRI LANKA

PERSONAL DESTRUCTIONS

**MALIKAIKADU
AMPARA DISTRICT**




MUSLIM RECONSTRUCTION AND RESETTLEMENT ORGANISATION - MRRO
57, Norris Canal Road, Colombo 10, SRI LANKA, TP: 94 11 2697032, Fax: 94 11 2696147, E-mail: muslimrt@sltnet.lk

2004 DECEMBER 26 "TSUNAMI"
ASSESSMENT OF DESTRUCTIONS TO MUSLIMS
PERSONAL DESTRUCTIONS

1. DISTRICT: AMPARA 2. D.S. DIVISION: NINTHAVUR 3. VILLAGE: NINTHAVUR												
G.S. Division	Personal Destructons											
	Families	Population	Death					Injured				
			F	M	B	G	Total	F	M	B	G	Total
NINTHAVUR 01	326	1232	1	8	12	11	32	57	62	29	29	177
NINTHAVUR 02	240	882	1	0	0	0	1	7	8	3	5	23
NINTHAVUR 03	291	1122	2	0	2	6	10	42	48	24	20	134
NINTHAVUR 04	253	916	4	2	0	3	9	28	39	15	27	109
NINTHAVUR 05	211	757	2	4	0	6	12	19	14	7	8	48
NINTHAVUR 06	183	670	1	4	2	3	10	32	29	18	18	97
NINTHAVUR 07	139	499	0	1	0	0	1	20	4	1	0	25
NINTHAVUR 08	216	829	1	0	0	0	1	2	1	0	1	4
NINTHAVUR 09	276	1045	0	0	0	0	0	1	0	0	0	1
NINTHAVUR 10	7	27	0	0	0	0	0	0	0	0	0	0
NINTHAVUR 11	126	305	0	0	0	0	0	1	1	0	0	2
NINTHAVUR 12	6	14	0	0	0	0	0	0	0	0	0	0
NINTHAVUR 14	1	6	0	0	0	0	0	0	0	0	0	0
NINTHAVUR 15	1	1	0	0	0	0	0	0	0	0	0	0
NINTHAVUR 23	4	18	0	0	0	0	0	2	0	0	0	2
NINTHAVUR 24	1	5	0	0	0	0	0	0	0	0	0	0
NINTHAVUR 25	1	1	0	0	0	0	0	0	0	0	0	0
TOTAL	2282	8329	12	19	16	29	76	211	206	97	108	622

F-Father, M-Mother, B-Boys, G-Girls



2004 DECEMBER 26 "TSUNAMI"

**ASSESSMENT OF DESTRUCTIONS TO MUSLIMS
IN THE EASTERN PROVINCE
SRI LANKA**

RESIDENTIAL DESTRUCTIONS


**MALIKAIKADU
AMPARA DISTRICT**



MUSLIM RECONSTRUCTION AND RESETTLEMENT ORGANISATION - MRRO
57, Norris Canal Road, Colombo 10, SRI LANKA, TP: 94 11 2697032, Fax: 94 11 2696147, E-mail: muslimrt@sltnet.lk

2004 DECEMBER 26 "TSUNAMI"
ASSESSMENT OF DESTRUCTIONS TO MUSLIMS
RESIDENTIAL DESTRUCTIONS - Fully Damaged

1. DISTRICT: AMPARA 2. D.S. DIVISION: NINTHAVUR 3. VILLAGE: NINTHAVUR				
G.S. Division	Residential Destructiosns			
	Families	Land Value	House Value	Total
NINTHAVUR 01	181	218,340,000	122,330,000	340,670,000
NINTHAVUR 02	27	300,000	10,713,250	11,013,250
NINTHAVUR 03	36	11,580,000	14,705,000	26,285,000
NINTHAVUR 04	1	500,000	-	500,000
NINTHAVUR 05	37	19,351,000	18,986,000	38,337,000
NINTHAVUR 06	73	8,050,000	700,000	8,750,000
NINTHAVUR 07	38	15,420,000	10,372,000	25,792,000
NINTHAVUR 08	31	-	9,305,000	9,305,000
NINTHAVUR 09	28	460,000	6,856,000	7,316,000
NINTHAVUR 10	4	5,177,500	1,520,000	6,697,500
NINTHAVUR 11	1	3,000,000	-	3,000,000
NINTHAVUR 12	2	800,000	450,000	1,250,000
NINTHAVUR 25	1	500,000	-	500,000
TOTAL	460	283,478,500	195,937,250	479,415,750

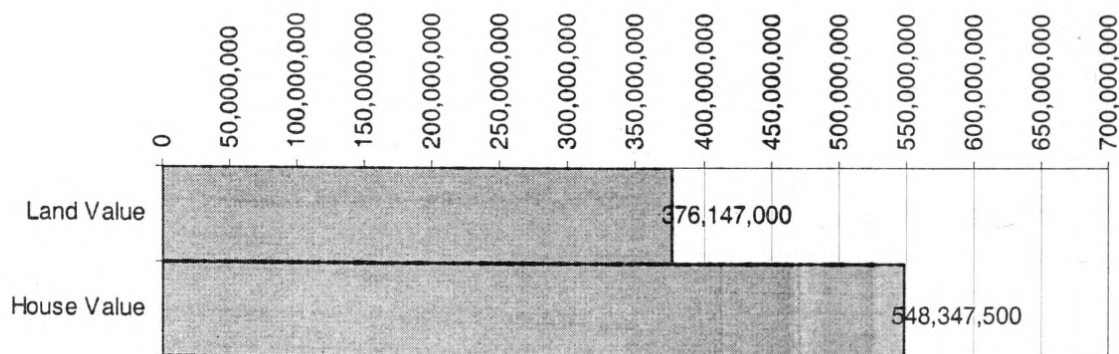


2004 DECEMBER 26 "TSUNAMI"

ASSESSMENT OF DESTRUCTIONS TO MUSLIMS

RESIDENTIAL DESTRUCTIONS - Partially Damaged

1. DISTRICT: AMPARA 2. D.S. DIVISION: NINTHAVUR 3. VILLAGE: NINTHAVUR				
G.S. Division	Residential Destructiions			
	Families	Land Value	House Value	Total
NINTHAVUR 01	109	152,765,000	96,650,000	249,415,000
NINTHAVUR 02	160	8,225,000	132,075,000	140,300,000
NINTHAVUR 03	237	82,620,000	102,430,000	185,050,000
NINTHAVUR 04	1	600,000	-	600,000
NINTHAVUR 05	105	60,552,000	82,602,500	143,154,500
NINTHAVUR 06	61	5,075,000	3,850,000	8,925,000
NINTHAVUR 07	57	22,500,000	31,700,000	54,200,000
NINTHAVUR 08	122	6,410,000	54,315,000	60,725,000
NINTHAVUR 09	19	2,300,000	3,500,000	5,800,000
NINTHAVUR 10	2	7,000,000	700,000	7,700,000
NINTHAVUR 11	70	27,100,000	40,150,000	67,250,000
NINTHAVUR 12	1	1,000,000	375,000	1,375,000
TOTAL	944	376,147,000	548,347,500	924,494,500




2004 DECEMBER 26 "TSUNAMI"

ASSESSMENT OF DESTRUCTIONS TO MUSLIMS

RESIDENTIAL DESTRUCTIONS - Nature of Damages not given

1. DISTRICT: AMPARA 2. D.S. DIVISION: NINTHAVUR 3. VILLAGE: NINTHAVUR				
G.S. Division	Residential Destructiions			
	Families	Land Value	House Value	Total
NINTHAVUR 01	29	20,960,000	14,710,000	35,670,000
NINTHAVUR 02	23	2,100,000	18,712,500	20,812,500
NINTHAVUR 03	16	6,390,000	7,350,000	13,740,000
NINTHAVUR 04	227	82,585,300	135,570,000	198,155,300
NINTHAVUR 05	59	53,600,000	66,550,000	120,150,000
NINTHAVUR 07	14	4,850,000	8,175,000	13,025,000
NINTHAVUR 08	4	-	1,750,000	1,750,000
NINTHAVUR 09	5	-	4,975,000	4,975,000
NINTHAVUR 11	1	300,000	625,000	925,000
TOTAL	378	150,785,300	258,417,500	409,202,800




2004 DECEMBER 26 "TSUNAMI"

**ASSESSMENT OF DESTRUCTIONS TO MUSLIMS
IN THE EASTERN PROVINCE
SRI LANKA**

OCCUPATIONAL DESTRUCTIONS

**MALIKAIKADU
AMPARA DISTRICT**



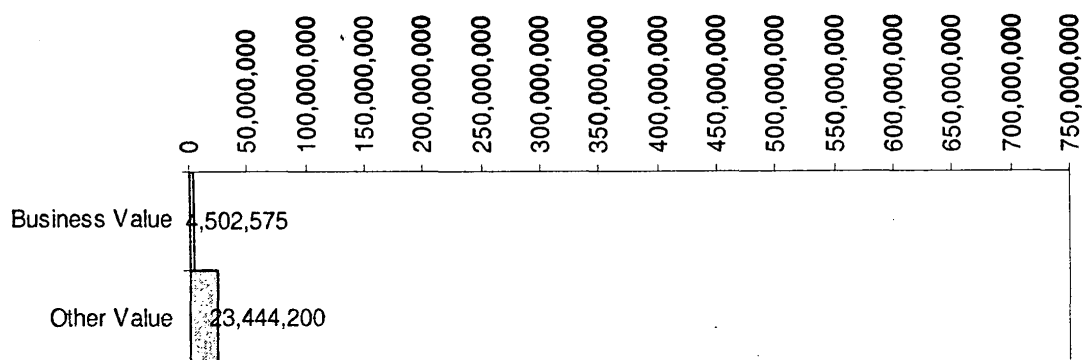
MUSLIM RECONSTRUCTION AND RESETTLEMENT ORGANISATION - MRRO
57, Norris Canal Road, Colombo 10, SRI LANKA, TP: 94 11 2697032, Fax: 94 11 2696147, E-mail: muslimrt@sltnet.lk

2004 DECEMBER 26 "TSUNAMI"

ASSESSMENT OF DESTRUCTIONS TO MUSLIMS


OCCUPATIONAL DESTRUCTIONS - Businessmen

G.S. Division	Occupational Destructions			
	Families	Business Value	Other Value	Total
NINTHAVUR 01	10	-	2,433,000	2,433,000
NINTHAVUR 02	13	1,327,000	1,933,500	3,260,500
NINTHAVUR 03	11	100,000	938,000	1,038,000
NINTHAVUR 04	14	38,050	2,307,000	2,345,050
NINTHAVUR 05	8	778,000	572,000	1,350,000
NINTHAVUR 06	9	378,000	957,000	1,335,000
NINTHAVUR 07	4	738,525	1,083,700	1,822,225
NINTHAVUR 08	9	116,000	1,922,000	2,038,000
NINTHAVUR 09	10	1,027,000	9,435,000	10,462,000
NINTHAVUR 11	4	-	567,000	567,000
NINTHAVUR 12	1	-	1,200,000	1,200,000
NINTHAVUR 25	1	-	96,000	96,000
TOTAL	94	4,502,575	23,444,200	27,946,775



2004 DECEMBER 26 "TSUNAMI"
ASSESSMENT OF DESTRUCTIONS TO MUSLIMS
OCCUPATIONAL DESTRUCTIONS - Casual Labors

1. DISTRICT: AMPARA 2. D.S. DIVISION: NINTHAVUR 3. VILLAGE: NINTHAVUR				
G.S. Division	Occupational Destructons			
	Families	Business Value	Other Value	Total
NINTHAVUR 01	108	1,500	14,260,500	14,262,000
NINTHAVUR 02	59	1,789,600	6,490,000	8,279,600
NINTHAVUR 03	86	350	10,100,600	10,100,950
NINTHAVUR 04	41	123,710	4,441,000	4,564,710
NINTHAVUR 05	29	1,317,000	1,860,000	3,177,000
NINTHAVUR 06	38	993,000	863,000	1,856,000
NINTHAVUR 07	30	232,150	2,438,000	2,670,150
NINTHAVUR 08	65	1,210,400	7,120,500	8,330,900
NINTHAVUR 09	78	565,000	6,124,000	6,689,000
NINTHAVUR 11	4	-	315,000	315,000
NINTHAVUR 14	1	-	-	-
TOTAL	539	6,232,710	54,012,600	60,245,310




2004 DECEMBER 26 "TSUNAMI"

ASSESSMENT OF DESTRUCTIONS TO MUSLIMS

OCCUPATIONAL DESTRUCTIONS - Drivers

1. DISTRICT: AMPARA 2. D.S. DIVISION: NINTHAVUR 3. VILLAGE: NINTHAVUR				
G.S. Division	Occupational Destructons			
	Families	Business Value	Other Value	Total
NINTHAVUR 01	13	-	2,576,000	2,576,000
NINTHAVUR 02	11	-	3,776,500	3,776,500
NINTHAVUR 03	7	-	1,348,500	1,348,500
NINTHAVUR 04	7	13,700	749,000	762,700
NINTHAVUR 05	7	464,000	1,547,000	2,011,000
NINTHAVUR 07	4	50,000	431,500	481,500
NINTHAVUR 08	10	136,000	683,000	819,000
TOTAL	59	663,700	11,111,500	11,775,200




2004 DECEMBER 26 "TSUNAMI"

ASSESSMENT OF DESTRUCTIONS TO MUSLIMS

OCCUPATIONAL DESTRUCTIONS - Farmers

1. DISTRICT: AMPARA 2. D.S. DIVISION: NINTHAVUR 3. VILLAGE: NINTHAVUR				
G.S. Division	Occupational Destructons			
	Families	Business Value	Other Value	Total
NINTHAVUR 01	21	750	2,164,500	2,165,250
NINTHAVUR 02	14	712,500	2,071,800	2,784,300
NINTHAVUR 03	9	-	888,500	888,500
NINTHAVUR 04	21	68,750	2,924,000	2,992,750
NINTHAVUR 05	24	974,800	1,620,500	2,595,300
NINTHAVUR 06	10	485,000	263,000	748,000
NINTHAVUR 07	8	12,500	940,000	952,500
NINTHAVUR 08	11	1,662,500	1,329,000	2,991,500
NINTHAVUR 09	4	*	152,500	152,500
NINTHAVUR 10	1	50,000	109,000	159,000
NINTHAVUR 11	11	92,000	1,589,500	1,681,500
TOTAL	134	4,058,800	14,052,300	18,111,100

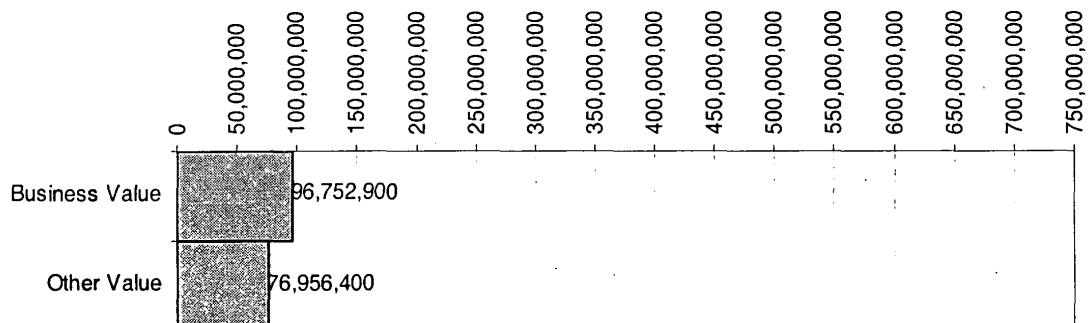


2004 DECEMBER 26 "TSUNAMI"

ASSESSMENT OF DESTRUCTIONS TO MUSLIMS

OCCUPATIONAL DESTRUCTIONS - Fishermen

1. DISTRICT: AMPARA 2. D.S. DIVISION: NINTHAVUR 3. VILLAGE: NINTHAVUR				
G.S. Division	Occupational Destructions			
	Families	Business Value	Other Value	Total
NINTHAVUR 01	71	3,000	38,479,800	38,482,800
NINTHAVUR 02	49	80,901,000	4,549,500	85,450,500
NINTHAVUR 03	60	2,000	5,770,500	5,772,500
NINTHAVUR 04	36	58,000	6,298,000	6,356,000
NINTHAVUR 05	38	5,259,500	5,497,500	10,757,000
NINTHAVUR 06	37	1,776,000	1,128,000	2,904,000
NINTHAVUR 07	44	240,500	2,202,500	2,443,000
NINTHAVUR 08	87	1,959,400	4,570,400	6,529,800
NINTHAVUR 09	101	6,510,000	6,419,000	12,929,000
NINTHAVUR 11	79	-	1,871,500	1,871,500
NINTHAVUR 25	3	43,500	169,700	213,200
TOTAL	605	96,752,900	76,956,400	173,709,300




2004 DECEMBER 26 "TSUNAMI"

ASSESSMENT OF DESTRUCTIONS TO MUSLIMS

OCCUPATIONAL DESTRUCTIONS - Government, State Employees and Retired

1. DISTRICT: AMPARA 2. D.S. DIVISION: NINTHAVUR 3. VILLAGE: NINTHAVUR				
G.S. Division	Occupational Destructons			
	Families	Business Value	Other Value	Total
NINTHAVUR 01	5	-	522,500	522,500
NINTHAVUR 02	9	55,000	1,962,300	2,017,300
NINTHAVUR 03	4	-	1,405,000	1,405,000
NINTHAVUR 04	11	123,008	1,424,400	1,547,408
NINTHAVUR 05	3	20,000	315,000	335,000
NINTHAVUR 06	2	-	74,000	74,000
NINTHAVUR 07	4	-	329,500	329,500
NINTHAVUR 08	2	2,000	164,000	166,000
NINTHAVUR 09	5	-	486,900	486,900
NINTHAVUR 10	2	83,000	127,500	210,500
TOTAL	47	283,008	6,811,100	7,094,108

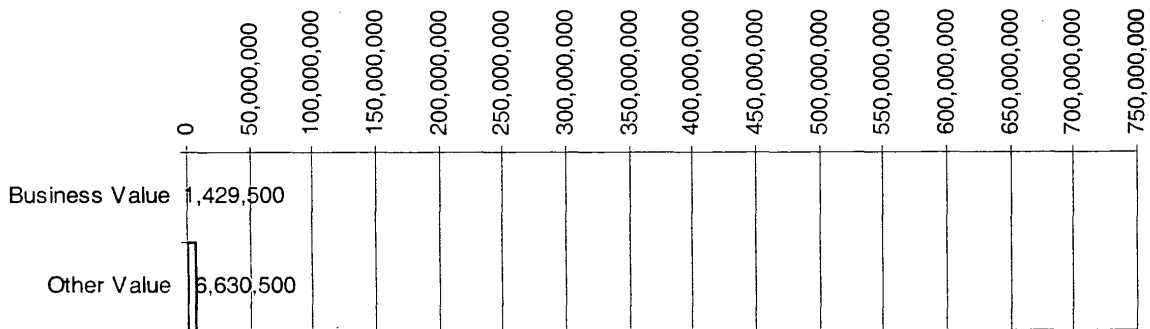


2004 DECEMBER 26 "TSUNAMI"

ASSESSMENT OF DESTRUCTIONS TO MUSLIMS

OCCUPATIONAL DESTRUCTIONS - Skill Labors

1. DISTRICT: AMPARA 2. D.S. DIVISION: NINTHAVUR 3. VILLAGE: NINTHAVUR				
G.S. Division	Occupational Destructions			
	Families	Business Value	Other Value	Total
NINTHAVUR 01	2	-	335,000	335,000
NINTHAVUR 02	1	-	-	-
NINTHAVUR 03	1	-	176,000	176,000
NINTHAVUR 04	4	4,500	228,000	232,500
NINTHAVUR 05	1	75,000	-	75,000
NINTHAVUR 06	31	124,000	1,081,000	1,205,000
NINTHAVUR 09	27	1,226,000	4,241,500	5,467,500
NINTHAVUR 11	5	-	569,000	569,000
TOTAL	72	1,429,500	6,630,500	8,060,000

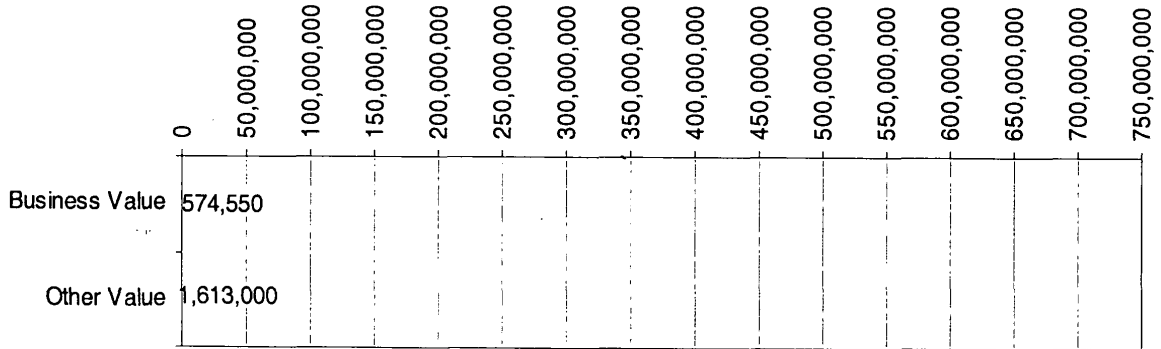


2004 DECEMBER 26 "TSUNAMI"

ASSESSMENT OF DESTRUCTIONS TO MUSLIMS

OCCUPATIONAL DESTRUCTIONS - Tailors

1. DISTRICT: AMPARA 2. D.S. DIVISION: NINTHAVUR 3. VILLAGE: NINTHAVUR				
G.S. Division	Occupational Destructons			
	Families	Business Value	Other Value	Total
NINTHAVUR 01	1	-	297,000	297,000
NINTHAVUR 03	2	85,000	165,000	250,000
NINTHAVUR 04	1	550	135,000	135,550
NINTHAVUR 05	4	460,000	340,000	800,000
NINTHAVUR 07	3	12,000	546,000	558,000
NINTHAVUR 08	1	17,000	130,000	147,000
TOTAL	12	574,550	1,613,000	2,187,550

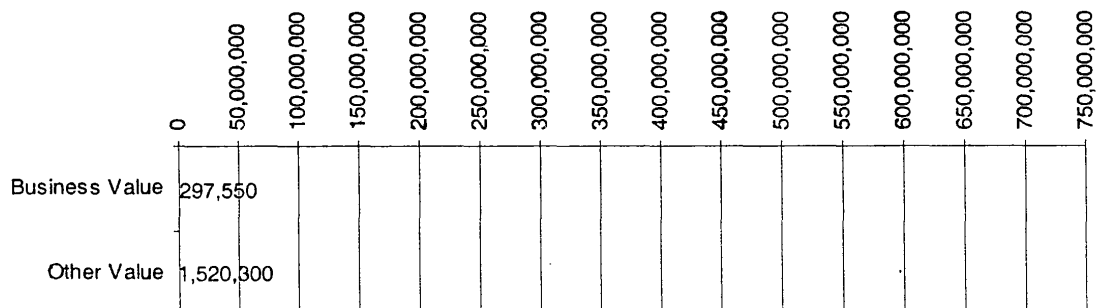


2004 DECEMBER 26 "TSUNAMI"

ASSESSMENT OF DESTRUCTIONS TO MUSLIMS


OCCUPATIONAL DESTRUCTIONS - Teachers

1. DISTRICT: AMPARA 2. D.S. DIVISION: NINTHAVUR 3. VILLAGE: NINTHAVUR				
G.S. Division	Occupational Destructions			
	Families	Business Value	Other Value	Total
NINTHAVUR 01	2	-	15,000	15,000
NINTHAVUR 02	1	-	255,800	255,800
NINTHAVUR 03	2	-	359,000	359,000
NINTHAVUR 04	4	49,050	292,500	341,550
NINTHAVUR 05	1	216,500	10,000	226,500
NINTHAVUR 06	1	-	23,000	23,000
NINTHAVUR 08	2	3,500	152,000	155,500
NINTHAVUR 09	1	-	-	-
NINTHAVUR 10	2	28,500	97,000	125,500
NINTHAVUR 11	3	-	316,000	316,000
TOTAL	19	297,550	1,520,300	1,817,850



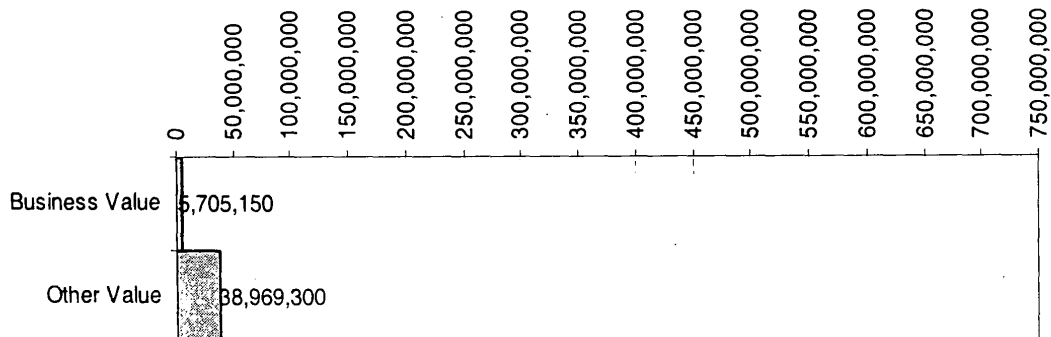
2004 DECEMBER 26 "TSUNAMI"
ASSESSMENT OF DESTRUCTIONS TO MUSLIMS
OCCUPATIONAL DESTRUCTIONS - Others

1. DISTRICT: AMPARA 2. D.S. DIVISION: NINTHAVUR 3. VILLAGE: NINTHAVUR				
G.S. Division	Occupational Destructons			
	Families	Business Value	Other Value	Total
NINTHAVUR 01	35	-	4,930,360	4,930,360
NINTHAVUR 02	22	50,000	2,900,000	2,950,000
NINTHAVUR 03	10	-	1,088,000	1,088,000
NINTHAVUR 04	19	79,000	2,139,450	2,218,450
NINTHAVUR 05	27	1,790,000	2,681,300	4,471,300
NINTHAVUR 06	1	-	-	-
NINTHAVUR 07	2	7,000	66,000	73,000
NINTHAVUR 08	4	6,000	201,000	207,000
NINTHAVUR 09	2	-	690,000	690,000
NINTHAVUR 10	1	20,000	78,000	98,000
NINTHAVUR 12	1	-	15,000	15,000
NINTHAVUR 24	1	-	10,000	10,000
TOTAL	125	1,952,000	14,799,110	16,751,110



2004 DECEMBER 26 "TSUNAMI"
ASSESSMENT OF DESTRUCTIONS TO MUSLIMS
OCCUPATIONAL DESTRUCTIONS - Occupation Not Given

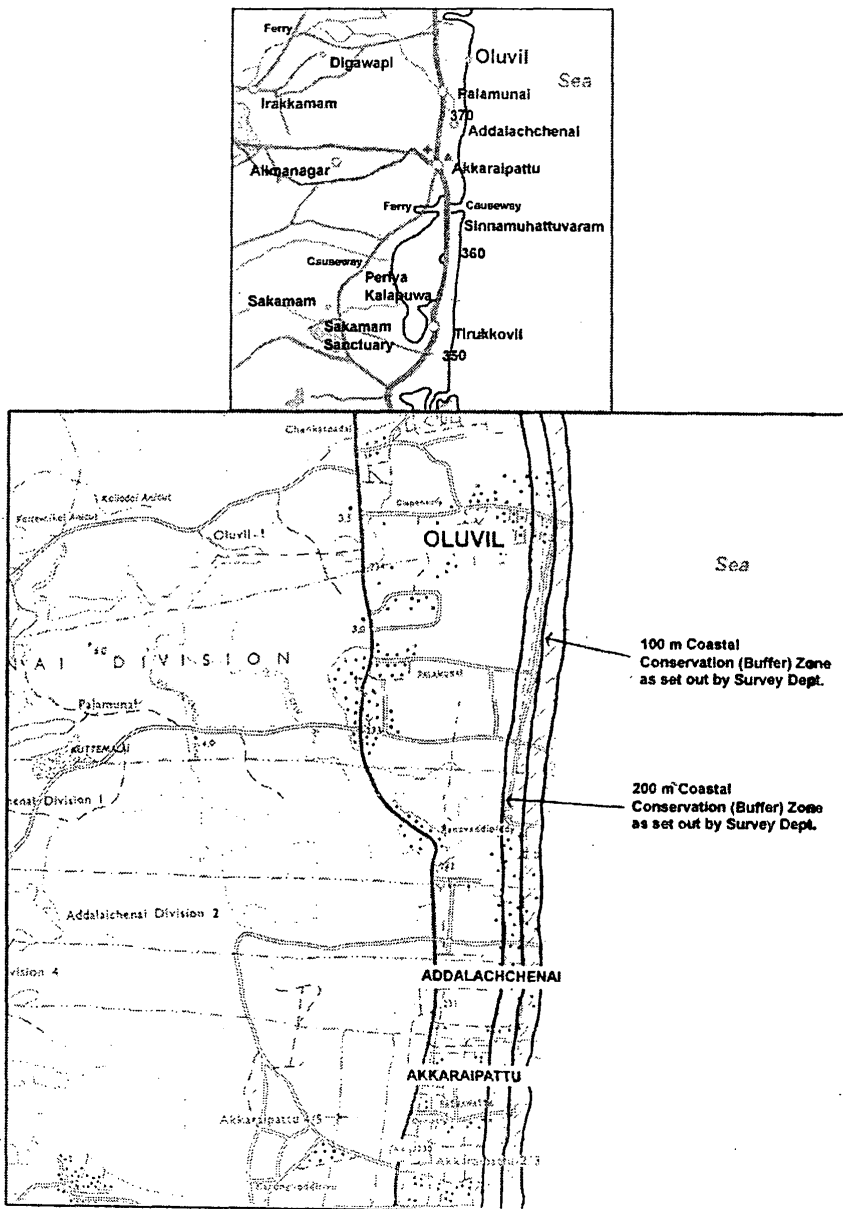
1. DISTRICT: AMPARA 2. D.S. DIVISION: NINTHAVUR 3. VILLAGE: NINTHAVUR				
G.S. Division	Occupational Destructons			
	Families	Business Value	Other Value	Total
NINTHAVUR 01	58	-	4,876,000	4,876,000
NINTHAVUR 02	61	1,234,000	4,107,500	5,341,500
NINTHAVUR 03	99	550	8,956,000	8,956,550
NINTHAVUR 04	95	467,500	11,046,300	11,513,800
NINTHAVUR 05	69	3,065,600	2,331,500	5,397,100
NINTHAVUR 06	54	497,000	911,800	1,408,800
NINTHAVUR 07	40	239,800	1,949,000	2,188,800
NINTHAVUR 08	25	169,700	987,500	1,157,200
NINTHAVUR 09	48	6,000	2,675,700	2,681,700
NINTHAVUR 10	1	22,000	151,000	173,000
NINTHAVUR 11	20	-	500,000	500,000
NINTHAVUR 12	4	-	317,500	317,500
NINTHAVUR 15	1	-	150,000	150,000
NINTHAVUR 23	1	3,000	9,500	12,500
TOTAL	576	5,705,150	38,969,300	44,674,450



2004 DECEMBER 26 "TSUNAMI"

ASSESSMENT OF DESTRUCTIONS TO MUSLIMS
IN THE EASTERN PROVINCE
SRI LANKA

OLUVIL
AMPARA DISTRICT



MUSLIM RECONSTRUCTION AND RESETTLEMENT ORGANISATION - MRRO
57, Norris Canal Road, Colombo 10, SRI LANKA, TP: 94 11 2697032, Fax: 94 11 2696147, E-mail: muslimrt@sltnet.lk

Tsunami Destructors – Oluvil

1.0 Personal Destructors

Families	Population	Death					Injured				
		F	M	B	G	Total	F	M	B	G	Total
211	864	0	0	1	0	1	4	0	0	0	4

F-Father, M-Mother, B-Boys, G-Girls

2.0 Residential Destructors

2.1 Fully Damaged

Families	Land Value	House Value	Total
31	Rs. 6,500,000	5,496,000	11,996,000
	US\$ 65,000	54,960	119,960

2.2 Partially Damaged

Families	Land Value	House Value	Total
57	Rs. 7,125,000	38,655,000	45,780,000
	US\$ 71,250	386550	457800

2.3 Nature of Damage Not Given

Families	Land Value	House Value	Total
42	Rs. 400,000	10,393,600	10,793,600
	US\$ 4000	103936	107936

2.4 Residential Destructors Total

Families	Land Value	House Value	Total
130	Rs. 14,025,000	54,544,600	68,569,600
	US\$ 140250	545446	685696

3.0 Occupational Destructors

Families	Business Value	Other Value	Total
211	Rs. 8,367,155	16,710,315	25,077,470
	US\$ 83671.55	167103.15	250774.7

3.1 Businessmen

Families	Business Value	Other Value	Total
10	Rs. 1,850,975	1,701,790	3,552,765
	US\$ 18509.75	17017.9	35527.65

3.2 Casual Labours

Families	Business Value	Other Value	Total
18	Rs. 75,500	819,850	895,350
	US\$ 755	8198.5	8953.5

3.3 Drivers

Families	Business Value	Other Value	Total
1	Rs. 0	368,500	368,500
	US\$ 0	3685	3685

3.4 Farmers

Families	Business Value	Other Value	Total
4	Rs. 378,000	170,300	548,300
	US\$ 3780	1703	5483

3.5 Fishermen

Families		Business Value	Other Value	Total
92	Rs.	4,261,000	11,034,325	15,295,325
	US\$	42610	110343.25	152953.25

3.6 Government, State Employees and Retired

Families		Business Value	Other Value	Total
4	Rs.	163,000	47,500	210,500
	US\$	1630	475	2105

3.7 Skill Labours

Families		Business Value	Other Value	Total
10	Rs.	411,680	139,300	550,980
	US\$	4116.8	1393	5509.8

3.8 Tailors

Families		Business Value	Other Value	Total
2	Rs.	30,000	30,000	60,000
	US\$	300	300	600

3.9 Others

Families		Business Value	Other Value	Total
9	Rs.	0	695,700	695,700
	US\$	0	6957	6957

3.10 Occupation Not Given

Families		Business Value	Other Value	Total
61	Rs.	1,197,000	1,703,050	2,900,050
	US\$	11,970.00	17,030.50	29,000.50

Total			Rs.	93,647,070
			US\$	936,470.70

2004 DECEMBER 26 "TSUNAMI"

ASSESSMENT OF DESTRUCTIONS TO MUSLIMS
IN THE EASTERN PROVINCE
SRI LANKA

PERSONAL DESTRUCTIONS

**OLUVIL
AMPARA DISTRICT**

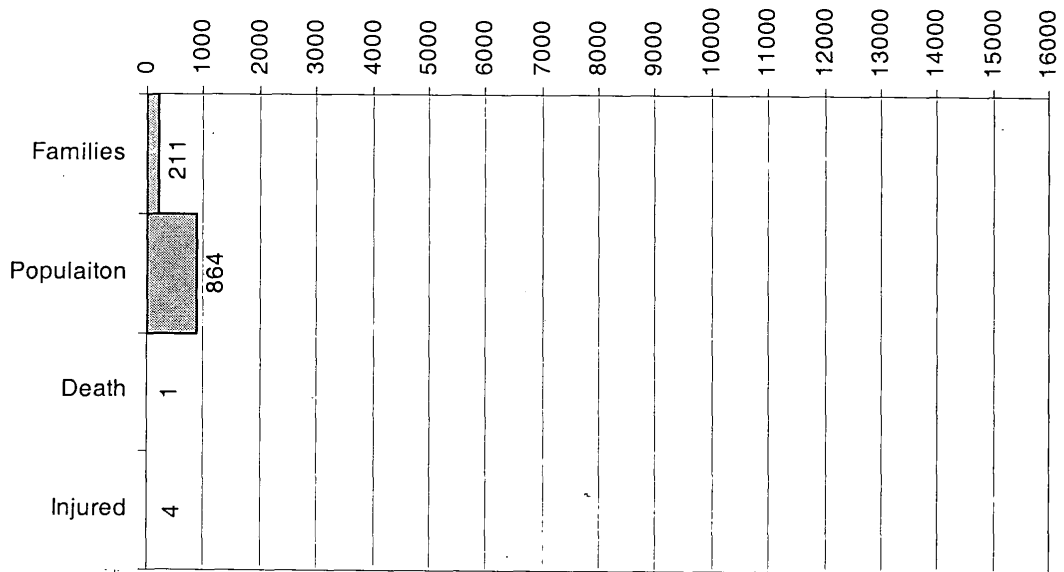


MUSLIM RECONSTRUCTION AND RESETTLEMENT ORGANISATION - MRRO
57, Norris Canal Road, Colombo 10, SRI LANKA, TP: 94 11 2697032, Fax: 94 11 2696147, E-mail: muslimrt@sltnet.lk

**2004 DECEMBER 26 "TSUNAMI"
ASSESSMENT OF DESTRUCTIONS TO MUSLIMS
PERSONAL DESTRUCTIONS**

1. DISTRICT: AMPARA		2. D.S. DIVISION: ADDALACHCHENAI		3. VILLAGE: OLUVIL								
G.S. Division	Personal Destructions											
	Families	Population	Death					Injured				
			F	M	B	G	Total	F	M	B	G	Total
OLUVIL 04	211	864	0	0	1	0	1	4	0	0	0	4
TOTAL	211	864	0	0	1	0	1	4	0	0	0	4

F-Father, M-Mother, B-Boys, G-Girls



2004 DECEMBER 26 "TSUNAMI"

**ASSESSMENT OF DESTRUCTIONS TO MUSLIMS
IN THE EASTERN PROVINCE
SRI LANKA**

RESIDENTIAL DESTRUCTIONS


**OLUVIL
AMPARA DISTRICT**



MUSLIM RECONSTRUCTION AND RESETTLEMENT ORGANISATION - MRRO
57, Norris Canal Road, Colombo 10, SRI LANKA, TP: 94 11 2697032, Fax: 94 11 2696147, E-mail: muslimrt@sltnet.lk


2004 DECEMBER 26 "TSUNAMI"
ASSESSMENT OF DESTRUCTIONS TO MUSLIMS
RESIDENTIAL DESTRUCTIONS - Fully Damaged

1. DISTRICT: AMPARA 2. D.S. DIVISION: ADDALACHCHENAI 3. VILLAGE: OLUVIL				
G.S. Division	Residential Destructiions			
	Families	Land Value	House Value	Total
OLUVIL 04	31	6,500,000	5,496,000	11,996,000
TOTAL	31	6,500,000	5,496,000	11,996,000




2004 DECEMBER 26 "TSUNAMI"
ASSESSMENT OF DESTRUCTIONS TO MUSLIMS
RESIDENTIAL DESTRUCTIONS - Partially Damaged

1. DISTRICT: AMPARA 2. D.S. DIVISION: ADDALACHCHENAI 3. VILLAGE: OLUVIL				
G.S. Division	Residential Destructios			
	Families	Land Value	House Value	Total
OLUVIL 04	57	7,125,000	38,655,000	45,780,000
TOTAL	57	7,125,000	38,655,000	45,780,000



2004 DECEMBER 26 "TSUNAMI"
ASSESSMENT OF DESTRUCTIONS TO MUSLIMS
RESIDENTIAL DESTRUCTIONS - Nature of Damages not given

1. DISTRICT: AMPARA 2. D.S. DIVISION: ADDALACHCHENAI 3. VILLAGE: OLUVIL				
G.S. Division	Residential Destructiions			
	Families	Land Value	House Value	Total
OLUVIL 04	42	400,000	10,393,600	10,793,600
TOTAL	42	400,000	10,393,600	10,793,600



2004 DECEMBER 26 "TSUNAMI"

**ASSESSMENT OF DESTRUCTIONS TO MUSLIMS
IN THE EASTERN PROVINCE
SRI LANKA**

OCCUPATIONAL DESTRUCTIONS

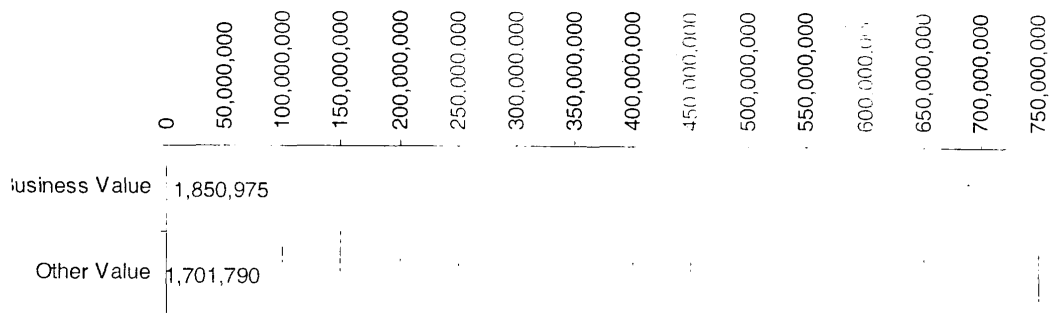
**OLUVIL
AMPARA DISTRICT**



MUSLIM RECONSTRUCTION AND RESETTLEMENT ORGANISATION - MRRO
57, Norris Canal Road, Colombo 10, SRI LANKA, TP: 94 11 2697032, Fax: 94 11 2696147, E-mail: muslimrt@sltnet.lk

**2004 DECEMBER 26 "TSUNAMI"
ASSESSMENT OF DESTRUCTIONS TO MUSLIMS
OCCUPATIONAL DESTRUCTIONS - Businessmen**

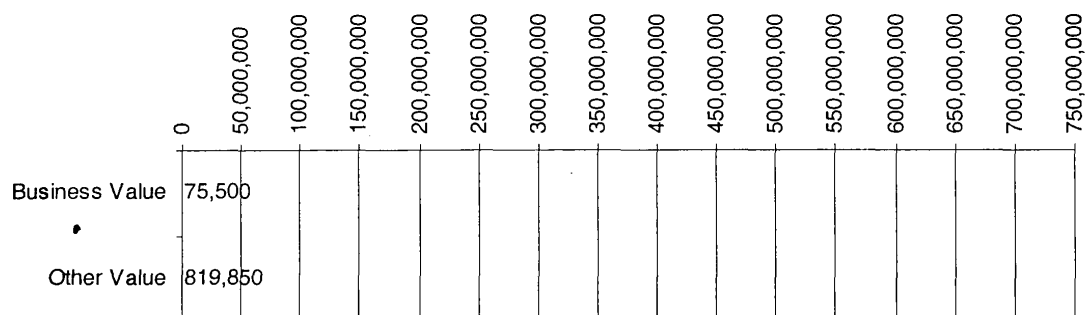
1. DISTRICT: AMPARA 2. D.S. DIVISION: ADDALACHCHENAI 3. VILLAGE: OLUVIL				
G.S. Division	Occupational Destructons			
	Families	Business Value	Other Value	Total
OLUVIL 04	10	1,850,975	1,701,790	3,552,765
TOTAL	10	1,850,975	1,701,790	3,552,765



2004 DECEMBER 26 "TSUNAMI"
ASSESSMENT OF DESTRUCTIONS TO MUSLIMS
OCCUPATIONAL DESTRUCTIONS - Casual Labors

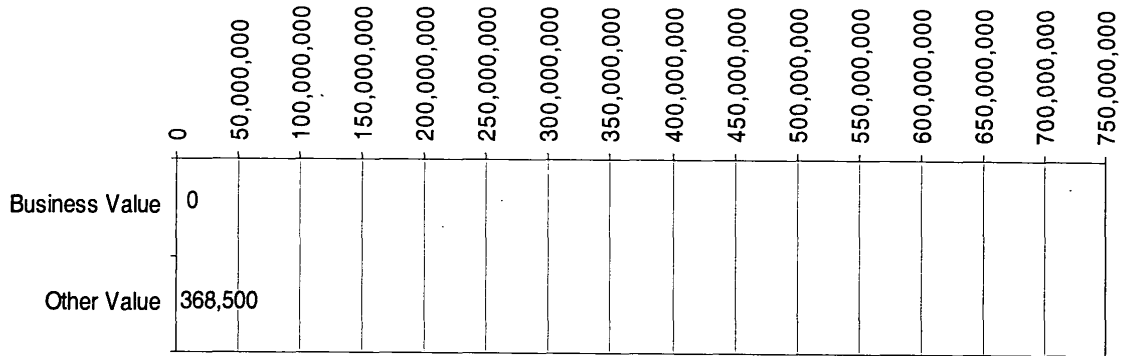
1. DISTRICT: AMPARA 2. D.S. DIVISION: ADDALACHCHENAI 3. VILLAGE: OLUVIL

G.S. Division	Occupational Destructions			
	Families	Business Value	Other Value	Total
OLUVIL 04	18	75,500	819,850	895,350
TOTAL	18	75,500	819,850	895,350



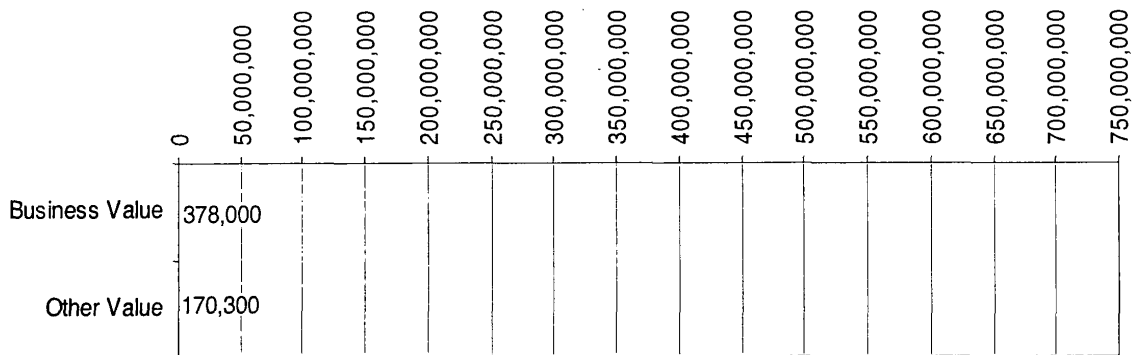
2004 DECEMBER 26 "TSUNAMI"
ASSESSMENT OF DESTRUCTIONS TO MUSLIMS
OCCUPATIONAL DESTRUCTIONS - Drivers

1. DISTRICT: AMPARA		2. D.S. DIVISION: ADDALACHCHENAI		3. VILLAGE: OLUVIL	
G.S. Division	Occupational Destructons				
	Families	Business Value	Other Value	Total	
OLUVIL 04	1	-	368,500	368,500	
TOTAL	1	-	368,500	368,500	



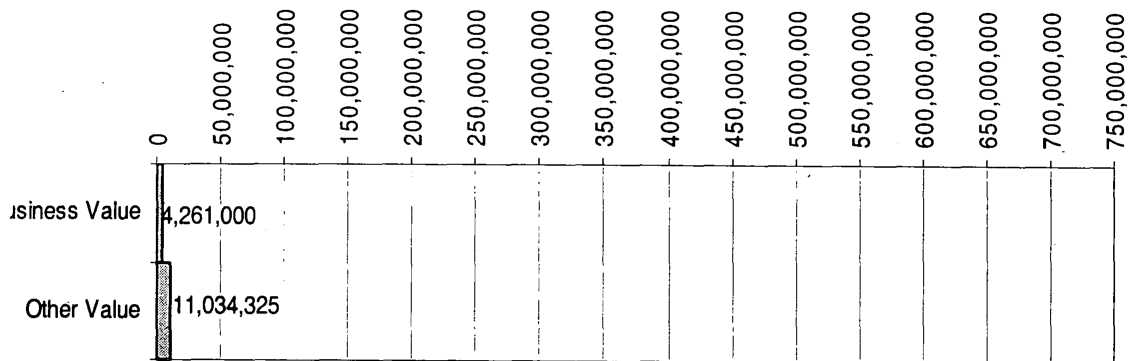
2004 DECEMBER 26 "TSUNAMI"
ASSESSMENT OF DESTRUCTIONS TO MUSLIMS
OCCUPATIONAL DESTRUCTIONS - Farmers

1. DISTRICT: AMPARA 2. D.S. DIVISION: ADDALACHCHENAI 3. VILLAGE: OLUVIL				
G.S. Division	Occupational Destructions			
	Families	Business Value	Other Value	Total
OLUVIL 04	4	378,000	170,300	548,300
TOTAL	4	378,000	170,300	548,300



**2004 DECEMBER 26 "TSUNAMI"
ASSESSMENT OF DESTRUCTIONS TO MUSLIMS
OCCUPATIONAL DESTRUCTIONS - Fishermen**

1. DISTRICT: AMPARA		2. D.S. DIVISION: ADDALACHCHENAI		3. VILLAGE: OLUVIL	
G.S. Division	Occupational Destructons				
	Families	Business Value	Other Value	Total	
OLUVIL 04	92	4,261,000	11,034,325	15,295,325	
TOTAL	92	4,261,000	11,034,325	15,295,325	

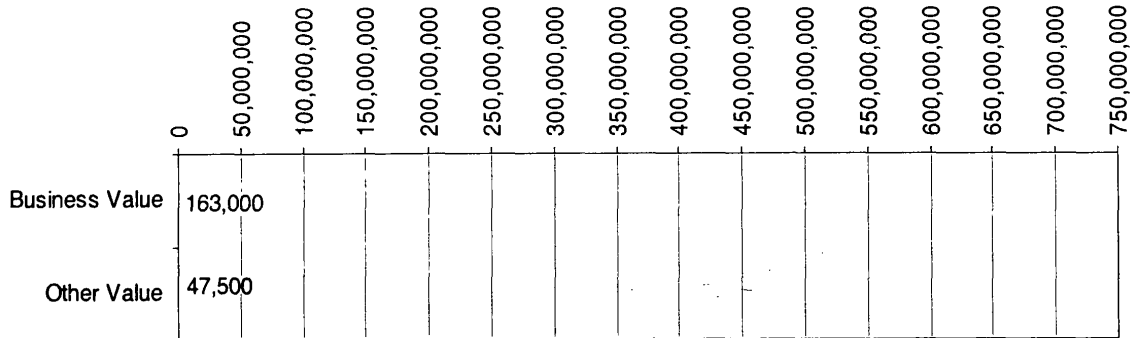


2004 DECEMBER 26 "TSUNAMI"

ASSESSMENT OF DESTRUCTIONS TO MUSLIMS

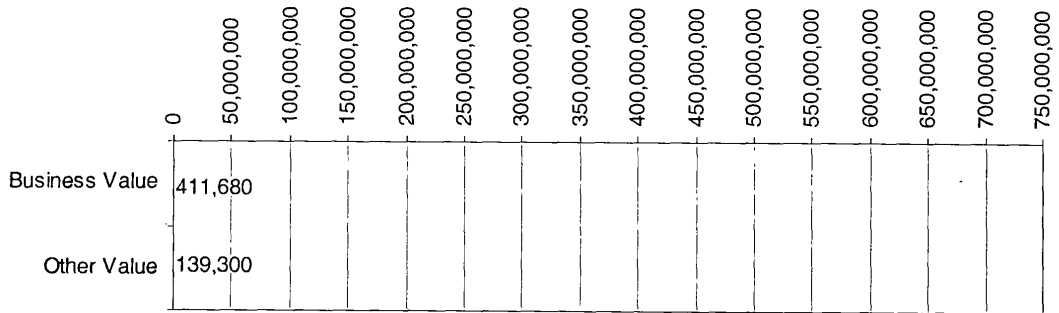
OCCUPATIONAL DESTRUCTIONS - Government, State Employees and Retired

1. DISTRICT: AMPARA		2. D.S. DIVISION: ADDALACHCHENAI		3. VILLAGE: OLUVIL	
G.S. Division	Occupational Destructions				
	Families	Business Value	Other Value	Total	
OLUVIL 04	4	163,000	47,500	210,500	
TOTAL	4	163,000	47,500	210,500	



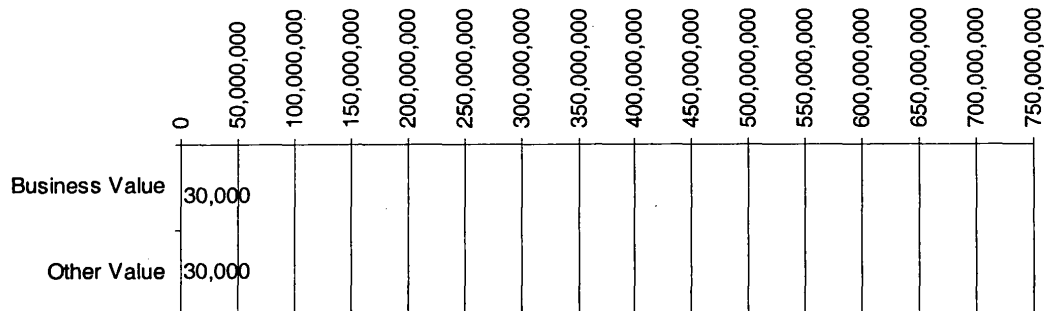
2004 DECEMBER 26 "TSUNAMI"
ASSESSMENT OF DESTRUCTIONS TO MUSLIMS
OCCUPATIONAL DESTRUCTIONS - Skill Labors

1. DISTRICT: AMPARA 2. D.S. DIVISION: ADDALACHCHENAI 3. VILLAGE: OLUVIL				
G.S. Division	Occupational Destructions			
	Families	Business Value	Other Value	Total
OLUVIL 04	10	411,680	139,300	550,980
TOTAL	10	411,680	139,300	550,980



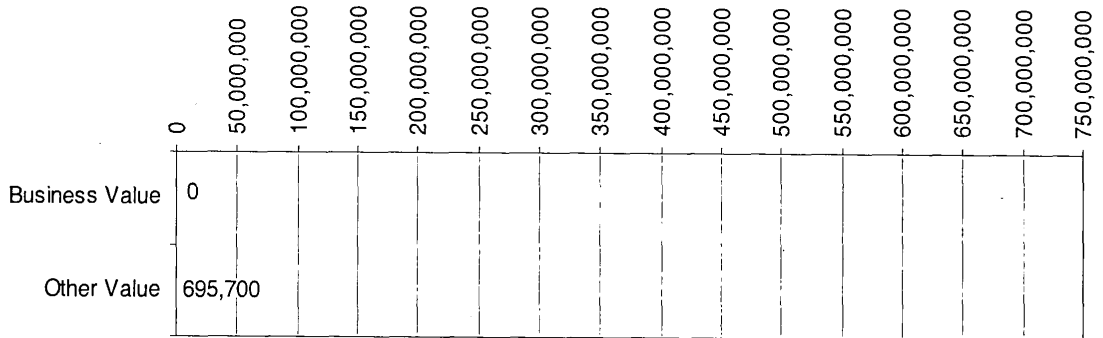
2004 DECEMBER 26 "TSUNAMI"
ASSESSMENT OF DESTRUCTIONS TO MUSLIMS
OCCUPATIONAL DESTRUCTIONS - Tailors

1. DISTRICT: AMPARA 2. D.S. DIVISION: ADDALACHCHENAI 3. VILLAGE: OLUVIL				
G.S. Division	Occupational Destructions			
	Families	Business Value	Other Value	Total
OLUVIL 04	2	30,000	30,000	60,000
TOTAL	2	30,000	30,000	60,000




2004 DECEMBER 26 "TSUNAMI"
ASSESSMENT OF DESTRUCTIONS TO MUSLIMS
OCCUPATIONAL DESTRUCTIONS - Others

1. DISTRICT: AMPARA	2. D.S. DIVISION: ADDALACHCHENAI		3. VILLAGE: OLUVIL	
G.S. Division	Occupational Destructons			
	Families	Business Value	Other Value	Total
OLUVIL 04	9	-	695,700	695,700
TOTAL	9	-	695,700	695,700



2004 DECEMBER 26 "TSUNAMI"
ASSESSMENT OF DESTRUCTIONS TO MUSLIMS
OCCUPATIONAL DESTRUCTIONS - Occupation Not Given

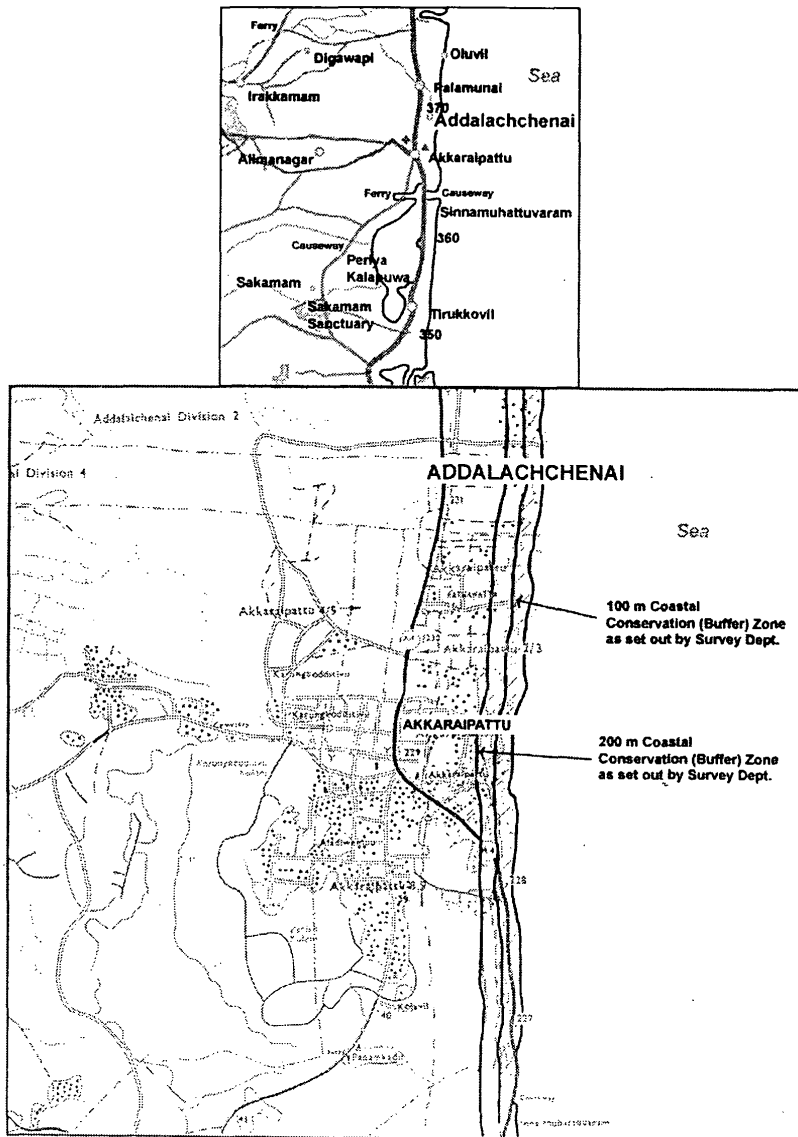
1. DISTRICT: AMPARA		2. D.S. DIVISION: ADDALACHCHENAI		3. VILLAGE: OLUVIL	
G.S. Division	Occupational Destructons				
	Families	Business Value	Other Value	Total	
OLUVIL 04	61	1,197,000	1,703,050	2,900,050	
TOTAL	61	1,197,000	1,703,050	2,900,050	



2004 DECEMBER 26 "TSUNAMI"

ASSESSMENT OF DESTRUCTIONS TO MUSLIMS
IN THE EASTERN PROVINCE
SRI LANKA

ADDALACHCHENAI
AMPARA DISTRICT



MUSLIM RECONSTRUCTION AND RESETTLEMENT ORGANISATION - MRRO
57, Norris Canal Road, Colombo 10, SRI LANKA, TP: 94 11 2697032, Fax: 94 11 2696147, E-mail: muslimrt@sltnet.lk

Tsunami Destructions – Addalachchenai

1.0 Personal Destructions

Families	Population	Death					Injured				
		F	M	B	G	Total	F	M	B	G	Total
356	1402	0	0	0	1	1	33	5	5	2	45

F-Father, M-Mother, B-Boys, G-Girls

2.0 Residential Destructions

2.1 Fully Damaged

Families	Land Value	House Value	Total
50	Rs. 18,240,000	8,431,000	26,671,000
	US\$ 182,400	84,310	266,710

2.2 Partialy Damaged

Families	Land Value	House Value	Total
167	Rs. 65,865,000	105,903,000	171,768,000
	US\$ 658,650	1059030	1717680

2.3 Nature of Damage Not Given

Families	Land Value	House Value	Total
31	Rs. 12,730,000	10,643,000	23,373,000
	US\$ 127300	106430	233730

2.4 Residential Destructions Total

Families	Land Value	House Value	Total
248	Rs. 96,835,000	124,977,000	221,812,000
	US\$ 968350	1249770	2218120

3.0 Occupational Destructions

Families	Business Value	Other Value	Total
356	Rs. 30,323,650	13,928,900	44,252,550
	US\$ 303236.5	139289	442525.5

3.1 Businessmen

Families	Business Value	Other Value	Total
16	Rs. 1,778,300	932,000	2,710,300
	US\$ 17783	9320	27103

3.2 Casual Labours

Families	Business Value	Other Value	Total
15	Rs. 355,000	1,191,100	1,546,100
	US\$ 3550	11911	15461

3.3 Drivers

Families	Business Value	Other Value	Total
6	Rs. 269,000	548,700	817,700
	US\$ 2690	5487	8177

3.4 Farmers

Families	Business Value	Other Value	Total
14	Rs. 362,900	777,000	1,139,900
	US\$ 3629	7770	11399

3.5 Fishermen

Families		Business Value	Other Value	Total
138	Rs.	23,479,000	3,919,000	27,398,750
	US\$	23479000	39190	273987.5

3.6 Government, State Employees and Retired

Families		Business Value	Other Value	Total
10	Rs.	748,200	737,400	1,485,600
	US\$	7482	7374	14856

3.7 Skill Labours

Families		Business Value	Other Value	Total
8	Rs.	456,000	700,500	1,156,500
	US\$	4560	7005	11565

3.8 Teachers

Families		Business Value	Other Value	Total
7	Rs.	535,000	231,000	766,000
	US\$	5350	2310	7660

3.9 Others

Families		Business Value	Other Value	Total
5	Rs.	214,000	290,700	504,700
	US\$	2140	2907	5047

3.10 Occupation Not Given

Families		Business Value	Other Value	Total
127	Rs.	2,125,500	4,601,500	6,727,000
	US\$	21,255.00	46,015.00	67,270.00

Total			Rs.	266,064,550
			US\$	2,660,645.50

2004 DECEMBER 26 "TSUNAMI"

ASSESSMENT OF DESTRUCTIONS TO MUSLIMS
IN THE EASTERN PROVINCE
SRI LANKA

PERSONAL DESTRUCTIONS

**ADDALACHCHENAI
AMPARA DISTRICT**

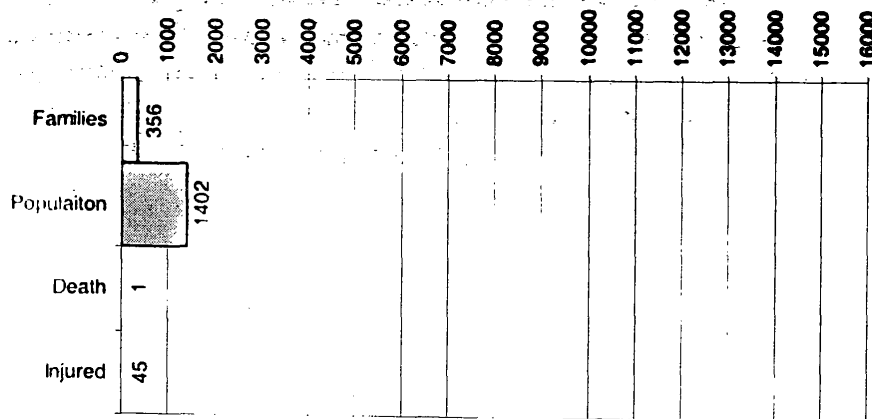


MUSLIM RECONSTRUCTION AND RESETTLEMENT ORGANISATION - MRRO
57, Norris Canal Road, Colombo 10, SRI LANKA, TP: 94 11 2697032, Fax: 94 11 2696147, E-mail: muslimrt@sltnet.lk

2004 DECEMBER 26 "TSUNAMI"
ASSESSMENT OF DESTRUCTIONS TO MUSLIMS
PERSONAL DESTRUCTIONS

1. DISTRICT: AMPARA 2. D.S. DIVISION: ADDALACHCHENAI 3. VILLAGE: ADDALACHCHENAI												
G.S. Division	Personal Destructoins											
	Families	Population	Death					Injured				
			F	M	B	G	Total	F	M	B	G	Total
ADDALACHCHENAI 01	5	13	0	0	0	0	0	0	1	0	0	1
ADDALACHCHENAI 02	1	5	0	0	0	0	0	1	0	0	0	1
ADDALACHCHENAI 03	11	37	0	0	0	0	0	1	0	0	0	1
ADDALACHCHENAI 04	5	25	0	0	0	0	0	0	0	0	0	0
ADDALACHCHENAI 05	3	9	0	0	0	0	0	0	0	0	0	0
ADDALACHCHENAI 06	72	289	0	0	0	0	0	7	0	2	0	9
ADDALACHCHENAI 07	168	649	0	0	0	0	0	17	4	1	2	24
ADDALACHCHENAI 08	49	187	0	0	0	1	1	4	0	1	0	5
ADDALACHCHENAI 09	3	15	0	0	0	0	0	1	0	0	0	1
ADDALACHCHENAI 10	1	8	0	0	0	0	0	0	0	0	0	0
ADDALACHCHENAI 11	12	46	0	0	0	0	0	1	0	0	0	1
ADDALACHCHENAI 12	6	33	0	0	0	0	0	0	0	0	0	0
ADDALACHCHENAI 13	10	43	0	0	0	0	0	0	0	0	0	0
ADDALACHCHENAI 14	4	14	0	0	0	0	0	0	0	0	0	0
ADDALACHCHENAI 15	6	29	0	0	0	0	0	1	0	1	0	2
TOTAL	356	1402	0	0	0	1	1	33	5	5	2	45

F-Father, M-Mother, B-Boys, G-Girls



2004 DECEMBER 26 "TSUNAMI"

ASSESSMENT OF DESTRUCTIONS TO MUSLIMS
IN THE EASTERN PROVINCE
SRI LANKA

RESIDENTIAL DESTRUCTIONS


**ADDALACHCHENAI
AMPARA DISTRICT**



MUSLIM RECONSTRUCTION AND RESETTLEMENT ORGANISATION - MRRO
57, Norris Canal Road, Colombo 10, SRI LANKA, TP: 94 11 2697032, Fax: 94 11 2696147, E-mail: muslimrt@sltnet.lk


2004 DECEMBER 26 "TSUNAMI"
ASSESSMENT OF DESTRUCTIONS TO MUSLIMS
RESIDENTIAL DESTRUCTIONS - Fully Damaged

1. DISTRICT: AMPARA 2. D.S. DIVISION: ADDALACHCHENAI 3. VILLAGE: ADDALACHCHENAI				
G.S. Division	Residential Destructiosns			
	Families	Land Value	House Value	Total
ADDALACHCHENAI 03	2	1,300,000	550,000	1,850,000
ADDALACHCHENAI 04	1	200,000	120,000	320,000
ADDALACHCHENAI 06	6	1,550,000	500,000	2,050,000
ADDALACHCHENAI 07	27	11,235,000	5,243,000	16,478,000
ADDALACHCHENAI 08	4	1,050,000	675,000	1,725,000
ADDALACHCHENAI 09	1	580,000	13,000	593,000
ADDALACHCHENAI 11	2	700,000	250,000	950,000
ADDALACHCHENAI 13	1	400,000	200,000	600,000
ADDALACHCHENAI 14	1	300,000	200,000	500,000
ADDALACHCHENAI 15	5	925,000	680,000	1,605,000
TOTAL	50	18,240,000	8,431,000	26,671,000



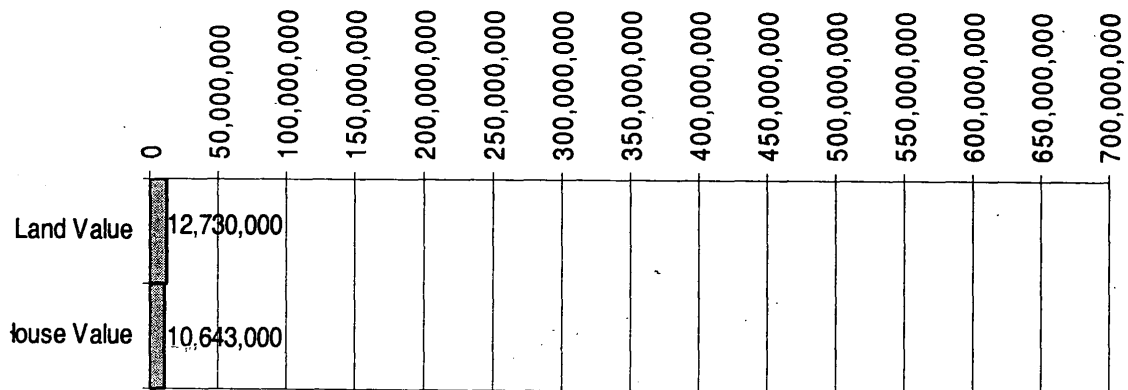
2004 DECEMBER 26 "TSUNAMI"
ASSESSMENT OF DESTRUCTIONS TO MUSLIMS
RESIDENTIAL DESTRUCTIONS - Partially Damaged

1. DISTRICT: AMPARA 2. D.S. DIVISION: ADDALACHCHENAI 3. VILLAGE: ADDALACHCHENAI				
G.S. Division	Residential Destructiions			
	Families	Land Value	House Value	Total
ADDALACHCHENAI 01	3	1,500,000	1,200,000	2,700,000
ADDALACHCHENAI 03	2	800,000	120,000	920,000
ADDALACHCHENAI 04	1	250,000	350,000	600,000
ADDALACHCHENAI 05	1	400,000	-	400,000
ADDALACHCHENAI 06	39	14,730,000	17,845,000	32,575,000
ADDALACHCHENAI 07	87	37,185,000	52,993,000	90,178,000
ADDALACHCHENAI 08	28	9,400,000	31,830,000	41,230,000
ADDALACHCHENAI 09	1	250,000	150,000	400,000
ADDALACHCHENAI 13	4	1,200,000	1,165,000	2,365,000
ADDALACHCHENAI 15	1	150,000	250,000	400,000
TOTAL	167	65,865,000	105,903,000	171,768,000



2004 DECEMBER 26 "TSUNAMI"
ASSESSMENT OF DESTRUCTIONS TO MUSLIMS
RESIDENTIAL DESTRUCTIONS - Nature of Damages not given

1. DISTRICT: AMPARA 2. D.S. DIVISION: ADDALACHCHENAI 3. VILLAGE: ADDALACHCHENAI				
G.S. Division	Residential Destructiosns			
	Families	Land Value	House Value	Total
ADDALACHCHENAI 06	9	2,975,000	4,356,000	7,331,000
ADDALACHCHENAI 07	16	7,945,000	5,905,000	13,850,000
ADDALACHCHENAI 08	2	550,000	300,000	850,000
ADDALACHCHENAI 11	2	360,000	37,000	397,000
ADDALACHCHENAI 12	2	900,000	45,000	945,000
TOTAL	31	12,730,000	10,643,000	23,373,000



2004 DECEMBER 26 "TSUNAMI"
ASSESSMENT OF DESTRUCTIONS TO MUSLIMS
OCCUPATIONAL DESTRUCTIONS - Occupation Not Given

2004 DECEMBER 26 "TSUNAMI"

ASSESSMENT OF DESTRUCTIONS TO MUSLIMS
IN THE EASTERN PROVINCE
SRI LANKA

OCCUPATIONAL DESTRUCTIONS


**ADDALACHCHENAI
AMPARA DISTRICT**



MUSLIM RECONSTRUCTION AND RESETTLEMENT ORGANISATION - MRRO
57, Norris Canal Road, Colombo 10, SRI LANKA, TP: 94 11 2697032, Fax: 94 11 2696147, E-mail: muslimrt@sltnet.lk


2004 DECEMBER 26 "TSUNAMI"
ASSESSMENT OF DESTRUCTIONS TO MUSLIMS
OCCUPATIONAL DESTRUCTIONS – Businessmen

1. DISTRICT: AMPARA 2. D.S. DIVISION: ADDALACHCHENAI 3. VILLAGE: ADDALACHCHENAI				
G.S. Division	Occupational Destructons			
	Families	Business Value	Other Value	Total
ADDALACHCHENAI 04	1	13,000	25,000	38,000
ADDALACHCHENAI 06	2	-	42,000	42,000
ADDALACHCHENAI 07	12	1,665,300	865,000	2,530,300
ADDALACHCHENAI 08	1	100,000	-	100,000
TOTAL	16	1,778,300	932,000	2,710,300




2004 DECEMBER 26 "TSUNAMI"
ASSESSMENT OF DESTRUCTIONS TO MUSLIMS
OCCUPATIONAL DESTRUCTIONS - Casual Labors

1. DISTRICT: AMPARA 2. D.S. DIVISION: ADDALACHCHENAI 3. VILLAGE: ADDALACHCHENAI				
G.S. Division	Occupational Destructutions			
	Families	Business Value	Other Value	Total
ADDALACHCHENAI 06	2	70,000	55,000	125,000
ADDALACHCHENAI 07	11	269,000	1,075,100	1,344,100
ADDALACHCHENAI 08	2	16,000	61,000	77,000
TOTAL	15	355,000	1,191,100	1,546,100



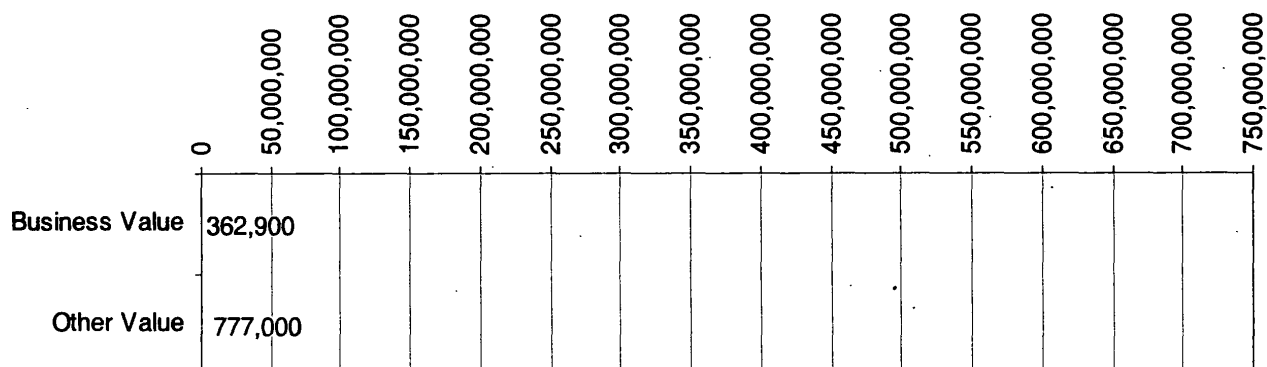
2004 DECEMBER 26 "TSUNAMI"
ASSESSMENT OF DESTRUCTIONS TO MUSLIMS
OCCUPATIONAL DESTRUCTIONS - Drivers

1. DISTRICT: AMPARA 2. D.S. DIVISION: ADDALACHCHENAI 3. VILLAGE: ADDALACHCHENAI				
G.S. Division	Occupational Destructons			
	Families	Business Value	Other Value	Total
ADDALACHCHENAI 06	1	100,000	160,000	260,000
ADDALACHCHENAI 07	3	120,000	360,700	480,700
ADDALACHCHENAI 09	1	45,000	-	45,000
ADDALACHCHENAI 15	1	4,000	28,000	32,000
TOTAL	6	269,000	548,700	817,700




2004 DECEMBER 26 "TSUNAMI"
ASSESSMENT OF DESTRUCTIONS TO MUSLIMS
OCCUPATIONAL DESTRUCTIONS - Farmers

1. DISTRICT: AMPARA 2. D.S. DIVISION: ADDALACHCHENAI 3. VILLAGE: ADDALACHCHENAI				
G.S. Division	Occupational Destructons			
	Families	Business Value	Other Value	Total
ADDALACHCHENAI 01	2	-	40,000	40,000
ADDALACHCHENAI 03	2	12,400	7,000	19,400
ADDALACHCHENAI 06	1	11,000	190,000	201,000
ADDALACHCHENAI 07	8	261,500	490,000	751,500
ADDALACHCHENAI 09	1	78,000	50,000	128,000
TOTAL	14	362,900	777,000	1,139,900



2004 DECEMBER 26 "TSUNAMI"
 ASSESSMENT OF DESTRUCTIONS TO MUSLIMS
 OCCUPATIONAL DESTRUCTIONS - Fishermen

1. DISTRICT: AMPARA 2. D.S. DIVISION: ADDALACHCHENAI 3. VILLAGE: ADDALACHCHENAI				
G.S. Division	Occupational Destructons			
	Families	Business Value	Other Value	Total
ADDALACHCHENAI 02	1	11,000	-	11,000
ADDALACHCHENAI 03	5	769,500	118,000	887,500
ADDALACHCHENAI 04	4	486,000	43,000	529,000
ADDALACHCHENAI 05	1	370,000	-	370,000
ADDALACHCHENAI 06	26	1,822,450	1,013,000	2,835,450
ADDALACHCHENAI 07	59	10,323,800	1,661,000	11,984,800
ADDALACHCHENAI 08	31	5,092,500	792,000	5,884,500
ADDALACHCHENAI 09	1	15,500	-	15,500
ADDALACHCHENAI 10	1	900,000	-	900,000
ADDALACHCHENAI 11	5	1,210,500	-	1,210,500
ADDALACHCHENAI 12	5	1,400,000	64,000	1,464,000
ADDALACHCHENAI 13	7	1,031,000	64,000	1,095,000
ADDALACHCHENAI 14	1	7,500	-	7,500
ADDALACHCHENAI 15	1	40,000	164,000	204,000
TOTAL	148	23,479,750	3,919,000	27,398,750

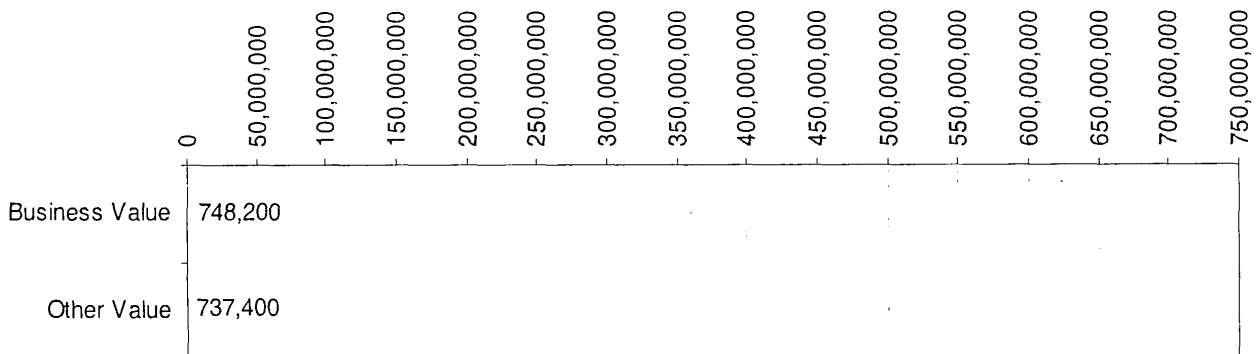


2004 DECEMBER 26 "TSUNAMI"

ASSESSMENT OF DESTRUCTIONS TO MUSLIMS

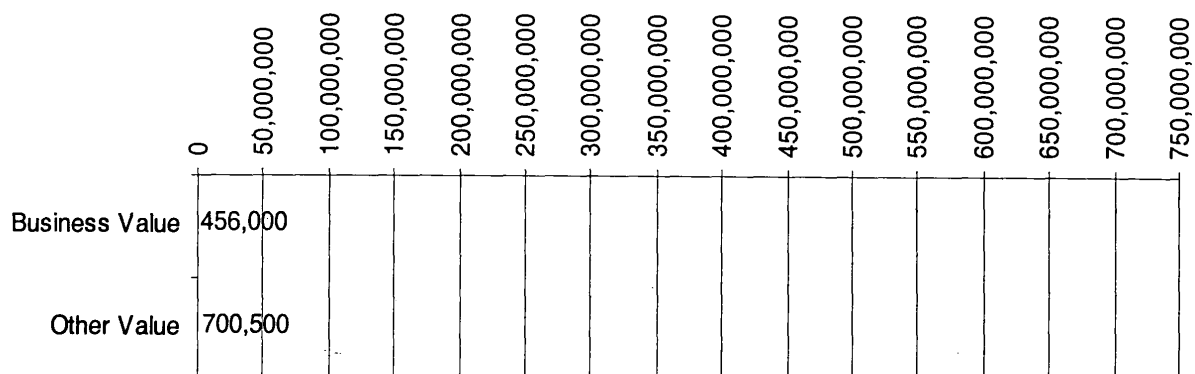
OCCUPATIONAL DESTRUCTIONS - Government, State Employees and Retired

1. DISTRICT: AMPARA 2. D.S. DIVISION: ADDALACHCHENA: 3. VILLAGE:ADDALACHCHENA:				
G.S. Division	Occupational Destructions			
	Families	Business Value	Other Value	Total
ADDALACHCHENA: 06	1	40,000	-	40,000
ADDALACHCHENA: 08	1	34,000	112,000	146,000
ADDALACHCHENA: 07	1	612,200	510,400	1,122,600
ADDALACHCHENA: 12	1	-	-	-
ADDALACHCHENA: 14	1	-	-	-
ADDALACHCHENA: 15	1	31,000	115,000	146,000
TOTAL	10	748,200	737,400	1,485,600




2004 DECEMBER 26 "TSUNAMI"
ASSESSMENT OF DESTRUCTIONS TO MUSLIMS
OCCUPATIONAL DESTRUCTIONS - Skill Labors

1. DISTRICT: AMPARA 2. D.S. DIVISION: ADDALACHCHENAI 3. VILLAGE:ADDALACHCHENAI				
G.S. Division	Occupational Destructiions			
	Families	Business Value	Other Value	Total
ADDALACHCHENAI 06	1	93,500	60,000	153,500
ADDALACHCHENAI 07	6	237,500	593,500	831,000
ADDALACHCHENAI 15	1	125,000	47,000	172,000
TOTAL	8	456,000	700,500	1,156,500




2004 DECEMBER 26 "TSUNAMI"
ASSESSMENT OF DESTRUCTIONS TO MUSLIMS
OCCUPATIONAL DESTRUCTIONS - Teachers

1. DISTRICT: AMPARA 2. D.S. DIVISION: ADDALACHCHENAI 3. VILLAGE: ADDALACHCHENAI				
G.S. Division	Occupational Destructons			
	Families	Business Value	Other Value	Total
ADDALACHCHENAI 05	1	20,000	-	20,000
ADDALACHCHENAI 07	2	25,000	140,000	165,000
ADDALACHCHENAI 08	1	15,000	60,000	75,000
ADDALACHCHENAI 11	1	175,000	-	175,000
ADDALACHCHENAI 14	2	300,000	31,000	331,000
TOTAL	7	535,000	231,000	766,000




2004 DECEMBER 26 "TSUNAMI"
ASSESSMENT OF DESTRUCTIONS TO MUSLIMS
OCCUPATIONAL DESTRUCTIONS - Others

1. DISTRICT: AMPARA 2. D.S. DIVISION: ADDALACHCHENAI 3. VILLAGE: ADDALACHCHENAI				
G.S. Division	Occupational Destructiions			
	Families	Business Value	Other Value	Total
ADDALACHCHENAI 01	2	25,000	100,000	125,000
ADDALACHCHENAI 07	3	189,000	190,700	379,700
TOTAL	5	214,000	290,700	504,700



2004 DECEMBER 26 "TSUNAMI"
ASSESSMENT OF DESTRUCTIONS TO MUSLIMS
OCCUPATIONAL DESTRUCTIONS - Occupation Not Given

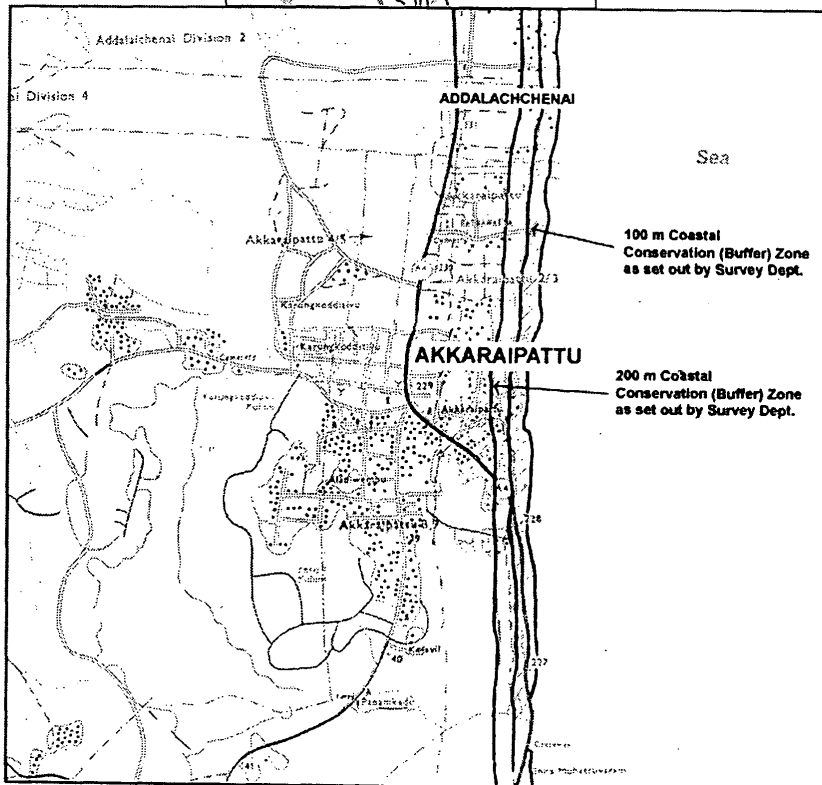
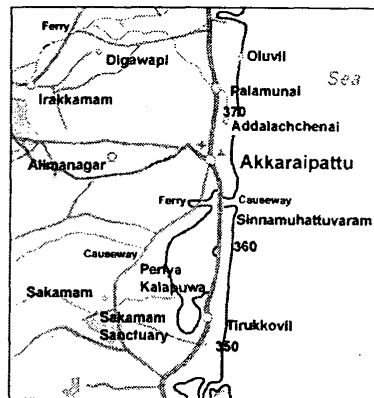
1. DISTRICT: AMPARA 2. D.S. DIVISION: ADDALACHCHENAI 3. VILLAGE: ADDALACHCHENAI				
G.S. Division	Occupational Destructons			
	Families	Business Value	Other Value	Total
ADDALACHCHENAI 01	1	-	-	-
ADDALACHCHENAI 03	4	-	11,000	11,000
ADDALACHCHENAI 06	38	755,500	947,200	1,702,700
ADDALACHCHENAI 07	59	1,068,000	2,554,800	3,622,800
ADDALACHCHENAI 08	14	163,000	583,000	746,000
ADDALACHCHENAI 11	6	45,000	197,500	242,500
ADDALACHCHENAI 13	3	59,000	260,000	319,000
ADDALACHCHENAI 15	2	35,000	48,000	83,000
TOTAL	127	2,125,500	4,601,500	6,727,000



2004 DECEMBER 26 "TSUNAMI"

ASSESSMENT OF DESTRUCTIONS TO MUSLIMS
IN THE EASTERN PROVINCE
SRI LANKA

AKKARAIPATTU
AMPARA DISTRICT



MUSLIM RECONSTRUCTION AND RESETTLEMENT ORGANISATION - MRRO
57, Norris Canal Road, Colombo 10, SRI LANKA, TP: 94 11 2697032, Fax: 94 11 2696147, E-mail: muslimrt@sltnet.lk

Tsunami Destructions – Akkaraipattu

1.0 Personal Destructions

Families	Population	Death					Injured				
		F	M	B	G	Total	F	M	B	G	Total
613	2531	1	0	0	0	1	36	26	6	13	81

F-Father, M-Mother, B-Boys, G-Girls

2.0 Residential Destructions

2.1 Fully Damaged

Families	Land Value	House Value	Total
202	Rs. 69,735,000	50,446,000	120,181,000
	US\$ 697,350	504,460	1,201,810

2.2 Partially Damaged

Families	Land Value	House Value	Total
303	Rs. 97,620,000	76,060,000	173,680,000
	US\$ 976,200	760600	1736800

2.3 Nature of Damage Not Given

Families	Land Value	House Value	Total
89	Rs. 30,950,000	26,140,000	57,090,000
	US\$ 309500	261400	570900

2.4 Residential Destructions Total

Families	Land Value	House Value	Total
594	Rs. 198,305,000	152,646,000	350,951,000
	US\$ 1983050	1526460	3509510

3.0 Occupational Destructions

Families	Business Value	Other Value	Total
✓ 613	Rs. 16,032,250	26,050,233	42,082,483
	US\$ 160322.5	260502.33	420824.83

3.1 Businessmen

Families	Business Value	Other Value	Total
✓ 79	Rs. 3,568,150	5,115,575	8,683,725
	US\$ 35681.5	51155.75	86837.25

3.2 Casual Labours

Families	Business Value	Other Value	Total
✓ 265	Rs. 4,661,050	7,415,258	12,076,308
	US\$ 46610.5	74152.58	120763.08

3.3 Doctors

Families	Business Value	Other Value	Total
✓ 1	Rs. 10,000	62,000	72,000
	US\$ 100	620	720

3.4 Drivers

Families	Business Value	Other Value	Total
✓ 42	Rs. 1,661,700	1,667,800	3,329,500
	US\$ 16617	16678	33295

3.5 Farmers				
Families		Business Value	Other Value	Total
42	Rs.	343,000	3,573,900	3,916,900
	US\$	3430	35739	39169
3.6 Fishermen				
Families		Business Value	Other Value	Total
65	Rs.	4,235,350	4,072,500	8,307,850
	US\$	42353.5	40725	33078.5
3.7 Government, State Employees and Retired				
Families		Business Value	Other Value	Total
7	Rs.	3,000	928,000	931,000
	US\$	30	9280	9310
3.8 Skill Labours				
Families		Business Value	Other Value	Total
10	Rs.	283,500	813,000	1,096,500
	US\$	2835	8130	10965
3.9 Tailors				
Families		Business Value	Other Value	Total
9	Rs.	198,500	514,000	712,500
	US\$	1985	5140	7125
3.10 Others				
Families		Business Value	Other Value	Total
7	Rs.	125,000	248,000	373,000
	US\$	1250	2480	3730
3.11 Occupation Not Given				
Families		Business Value	Other Value	Total
86	Rs.	943,000	1,640,200	2,583,200
	US\$	9,430.00	16,402.00	25,832.00
Total			Rs.	393,033,483
			US\$	3,930,334.83

2004 DECEMBER 26 "TSUNAMI"

**ASSESSMENT OF DESTRUCTIONS TO MUSLIMS
IN THE EASTERN PROVINCE
SRI LANKA**

PERSONAL DESTRUCTIONS

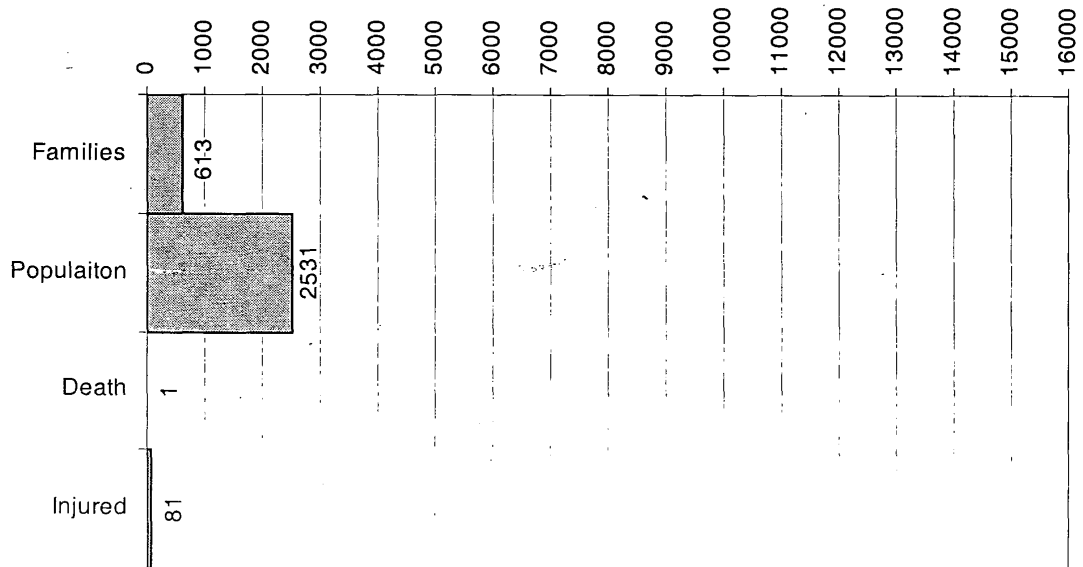
**AKKARAIPATTU
AMPARA DISTRICT**

MUSLIM RECONSTRUCTION AND RESETTLEMENT ORGANISATION - MRRO
57, Norris Canal Road, Colombo 10, SRI LANKA, TP: 94 11 2697032, Fax: 94 11 2696147, E-mail: muslimrt@sltnet.lk

**2004 DECEMBER 26 "TSUNAMI"
ASSESSMENT OF DESTRUCTIONS TO MUSLIMS
PERSONAL DESTRUCTIONS**

1. DISTRICT: AMPARA	2. D.S. DIVISION: AKKARAIPATTU		3. VILLAGE: AKKARAIPATTU									
G.S. Division	Personal Destructions											
	Families	Population	Death					Injured				
			F	M	B	G	Total	F	M	B	G	Total
AKKARAIPATTU 01	600	2488	1	0	0	0	1	34	25	6	13	78
AKKARAIPATTU 03	1	4	0	0	0	0	0	0	0	0	0	0
AKKARAIPATTU 05	4	14	0	0	0	0	0	0	0	0	0	0
AKKARAIPATTU 06	8	25	0	0	0	0	0	2	1	0	0	3
TOTAL	613	2531	1	0	0	0	1	36	26	6	13	81

F-Father, M-Mother, B-Boys, G-Girls



2004 DECEMBER 26 "TSUNAMI"

ASSESSMENT OF DESTRUCTIONS TO MUSLIMS
IN THE EASTERN PROVINCE
SRI LANKA

RESIDENTIAL DESTRUCTIONS


**AKKARAI PATTU
AMPARA DISTRICT**



MUSLIM RECONSTRUCTION AND RESETTLEMENT ORGANISATION - MRRO
57, Norris Canal Road, Colombo 10, SRI LANKA, TP: 94 11 2697032, Fax: 94 11 2696147, E-mail: muslimrt@sltnet.lk

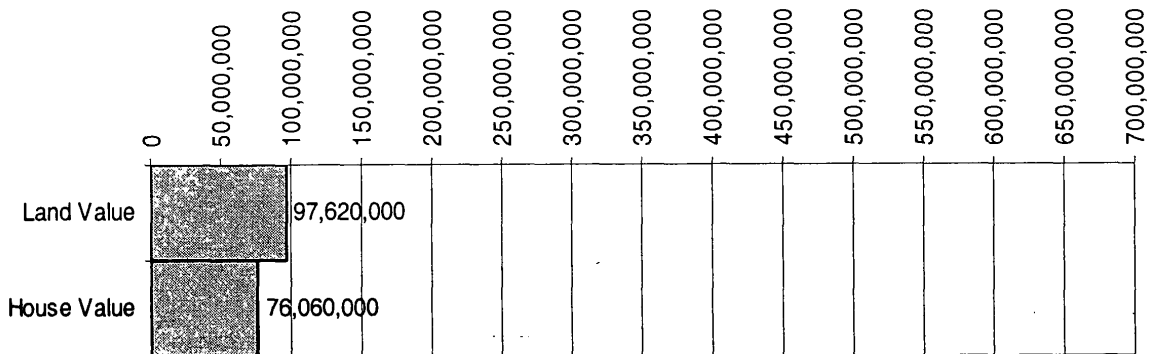
**2004 DECEMBER 26 "TSUNAMI"
ASSESSMENT OF DESTRUCTIONS TO MUSLIMS
RESIDENTIAL DESTRUCTIONS - Fully Damaged**

1. DISTRICT: AMPARA 2. D.S. DIVISION: AKKARAIPATTU 3. VILLAGE: AKKARAIPATTU				
G.S. Division	Residential Destructions			
	Families	Land Value	House Value	Total
AKKARAIPATTU 01	197	67,952,000	48,616,000	116,568,000
AKKARAIPATTU 05	2	650,000	1,050,000	1,700,000
AKKARAIPATTU 06	3	1,133,000	780,000	1,913,000
TOTAL	202	69,735,000	50,446,000	120,181,000



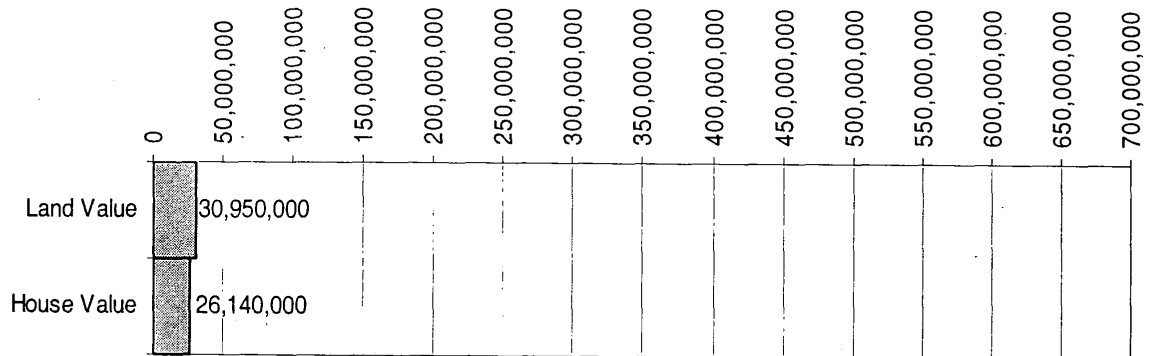
2004 DECEMBER 26 "TSUNAMI"
ASSESSMENT OF DESTRUCTIONS TO MUSLIMS
RESIDENTIAL DESTRUCTIONS - Partially Damaged

1. DISTRICT: AMPARA 2. D.S. DIVISION: AKKARAIPATTU 3. VILLAGE: AKKARAIPATTU				
G.S. Division	Residential Destructations			
	Families	Land Value	House Value	Total
AKKARAIPATTU 01	299	97,095,000	75,010,000	172,105,000
AKKARAIPATTU 03	1	-	-	-
AKKARAIPATTU 05	2	450,000	650,000	1,100,000
AKKARAIPATTU 06	1	75,000	400,000	475,000
TOTAL	303	97,620,000	76,060,000	173,680,000



2004 DECEMBER 26 "TSUNAMI"
ASSESSMENT OF DESTRUCTIONS TO MUSLIMS
RESIDENTIAL DESTRUCTIONS - Nature of Damages not given

1. DISTRICT: AMPARA 2. D.S. DIVISION: AKKARAIPATTU 3. VILLAGE: AKKARAIPATTU				
G.S. Division	Residential Destructions			
	Families	Land Value	House Value	Total
AKKARAIPATTU 01	88	30,575,000	25,915,000	56,490,000
AKKARAIPATTU 06	1	375,000	225,000	600,000
TOTAL	89	30,950,000	26,140,000	57,090,000



2004 DECEMBER 26 "TSUNAMI"

ASSESSMENT OF DESTRUCTIONS TO MUSLIMS
IN THE EASTERN PROVINCE
SRI LANKA

OCCUPATIONAL DESTRUCTIONS

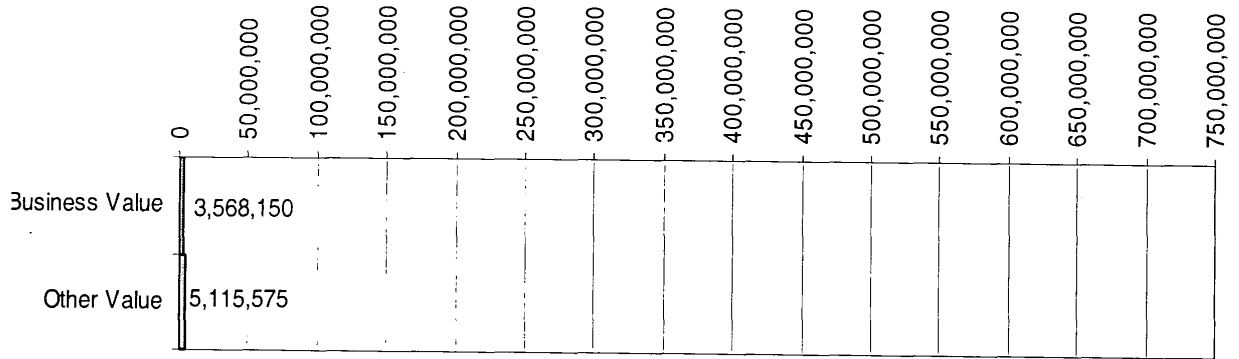
**ADDALACHCHENAI
AMPARA DISTRICT**



MUSLIM RECONSTRUCTION AND RESETTLEMENT ORGANISATION - MRRO
57, Norris Canal Road, Colombo 10, SRI LANKA, TP: 94 11 2697032, Fax: 94 11 2696147, E-mail: muslimrt@sltnet.lk

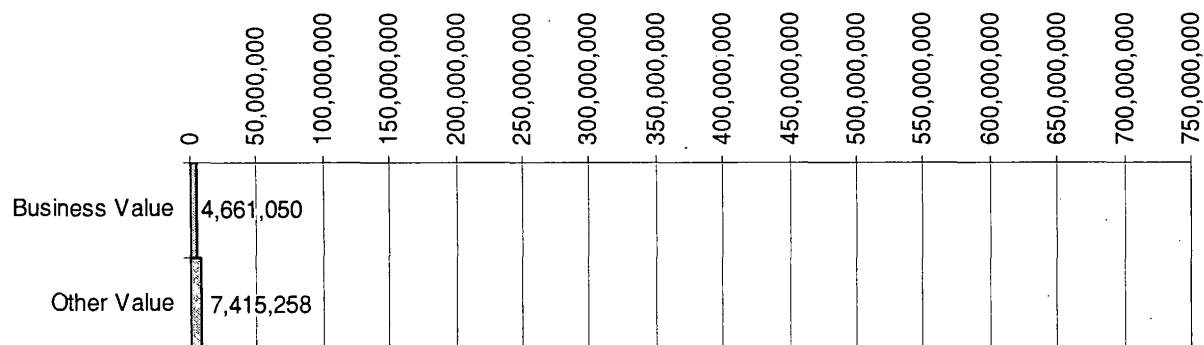
2004 DECEMBER 26 "TSUNAMI"
ASSESSMENT OF DESTRUCTIONS TO MUSLIMS
OCCUPATIONAL DESTRUCTIONS - Businessmen

1. DISTRICT: AMPARA 2. D.S. DIVISION: AKKARAIPATTU 3. VILLAGE: AKKARAIPATTU				
G.S. Division	Occupational Destructons			
	Families	Business Value	Other Value	Total
AKKARAIPATTU 01	79	3,568,150	5,115,575	8,683,725
TOTAL	79	3,568,150	5,115,575	8,683,725




**2004 DECEMBER 26 "TSUNAMI"
ASSESSMENT OF DESTRUCTIONS TO MUSLIMS
OCCUPATIONAL DESTRUCTIONS - Casual Labors**

1. DISTRICT: AMPARA	2. D.S. DIVISION: AKKARAIPATTU		3. VILLAGE: AKKARAIPATTU	
G.S. Division	Occupational Destructors			
	Families	Business Value	Other Value	Total
AKKARAIPATTU 01	262	4,661,050	6,835,258	11,496,308
AKKARAIPATTU 03	1	-	-	-
AKKARAIPATTU 05	1	-	80,000	80,000
AKKARAIPATTU 06	1	-	500,000	500,000
TOTAL	265	4,661,050	7,415,258	12,076,308



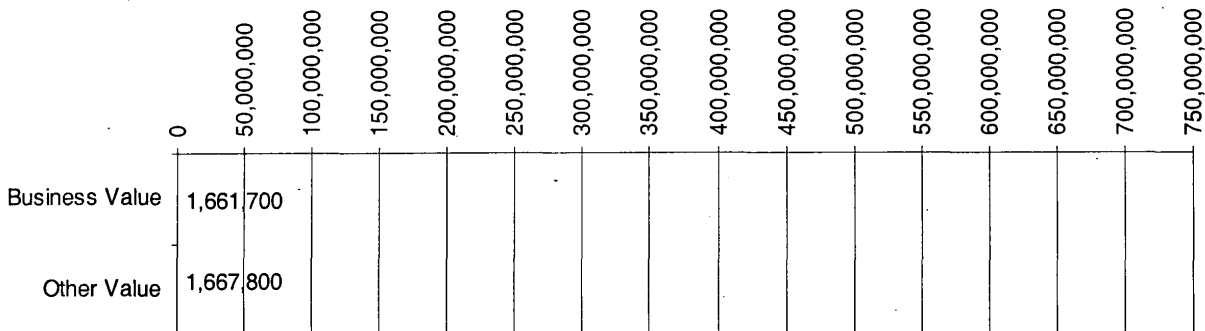
2004 DECEMBER 26 "TSUNAMI"
ASSESSMENT OF DESTRUCTIONS TO MUSLIMS
OCCUPATIONAL DESTRUCTIONS - Doctors

1. DISTRICT: AMPARA	2. D.S. DIVISION: AKKARAIPATTU		3. VILLAGE: AKKARAIPATTU	
G.S. Division	Occupational Destructions			
	Families	Business Value	Other Value	Total
AKKARAIPATTU 01	1	10,000	62,000	72,000
TOTAL	1	10,000	62,000	72,000



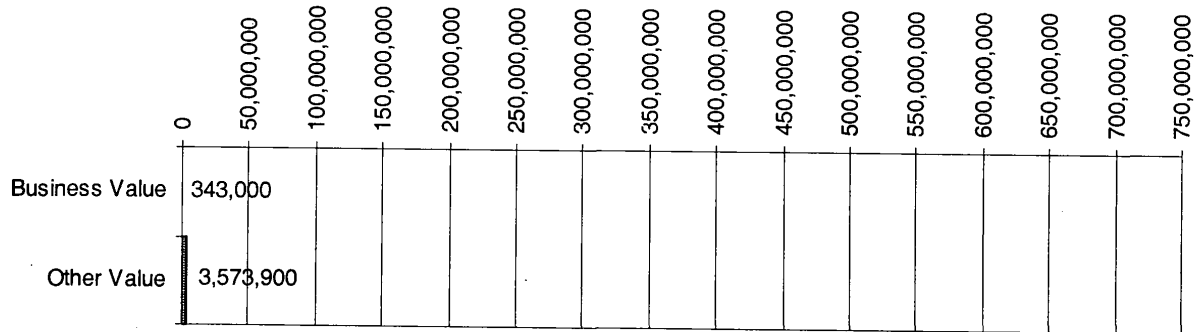
2004 DECEMBER 26 "TSUNAMI"
ASSESSMENT OF DESTRUCTIONS TO MUSLIMS
OCCUPATIONAL DESTRUCTIONS - Drivers

1. DISTRICT: AMPARA	2. D.S. DIVISION: AKKARAIPATTU		3. VILLAGE: AKKARAIPATTU	
G.S. Division	Occupational Destructons			
	Families	Business Value	Other Value	Total
AKKARAIPATTU 01	42	1,661,700	1,667,800	3,329,500
TOTAL	42	1,661,700	1,667,800	3,329,500



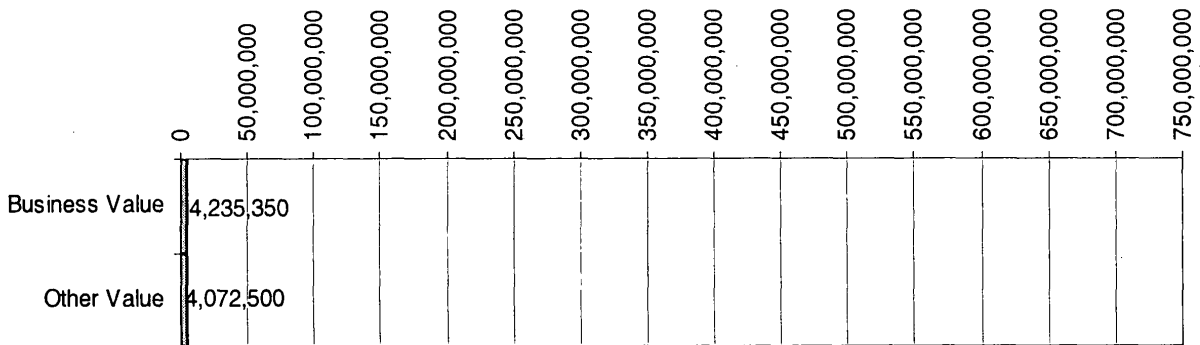
2004 DECEMBER 26 "TSUNAMI"
ASSESSMENT OF DESTRUCTIONS TO MUSLIMS
OCCUPATIONAL DESTRUCTIONS - Farmers

1. DISTRICT: AMPARA	2. D.S. DIVISION: AKKARAIPATTU		3. VILLAGE: AKKARAIPATTU	
G.S. Division	Occupational Destructons			
	Families	Business Value	Other Value	Total
AKKARAIPATTU 01	41	343,000	3,573,900	3,916,900
AKKARAIPATTU 06	1	-	-	-
TOTAL	42	343,000	3,573,900	3,916,900



2004 DECEMBER 26 "TSUNAMI"
ASSESSMENT OF DESTRUCTIONS TO MUSLIMS
OCCUPATIONAL DESTRUCTIONS - Fishermen

1. DISTRICT: AMPARA	2. D.S. DIVISION: AKKARAIPATTU		3. VILLAGE: AKKARAIPATTU	
G.S. Division	Occupational Destructons			
	Families	Business Value	Other Value	Total
AKKARAIPATTU 01	63	4,221,350	3,827,500	8,048,850
AKKARAIPATTU 06	2	14,000	245,000	259,000
TOTAL	65	4,235,350	4,072,500	8,307,850

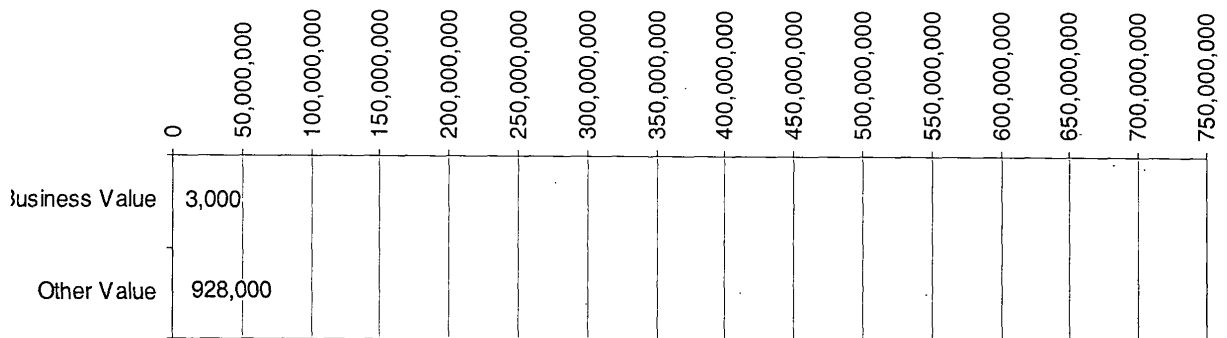


2004 DECEMBER 26 "TSUNAMI"

ASSESSMENT OF DESTRUCTIONS TO MUSLIMS

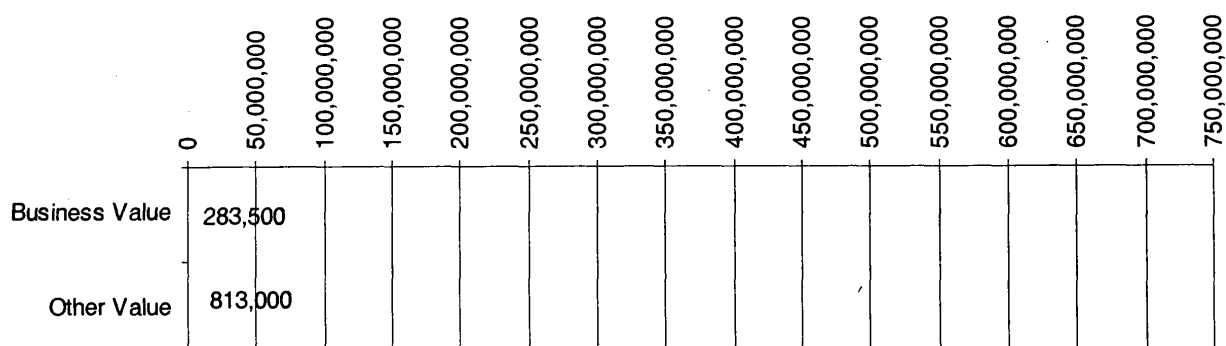
OCCUPATIONAL DESTRUCTIONS - Government, State Employees and Retired

1. DISTRICT: AMPARA	2. D.S. DIVISION: AKKARAIPATTU		3. VILLAGE: AKKARAIPATTU	
G.S. Division	Occupational Destructons			
	Families	Business Value	Other Value	Total
AKKARAIPATTU 01	7	3,000	928,000	931,000
TOTAL	7	3,000	928,000	931,000




**2004 DECEMBER 26 "TSUNAMI"
ASSESSMENT OF DESTRUCTIONS TO MUSLIMS
OCCUPATIONAL DESTRUCTIONS - Skill Labors**

1. DISTRICT: AMPARA	2. D.S. DIVISION: AKKARAIPATTU		3. VILLAGE: AKKARAIPATTU	
G.S. Division	Occupational Destructons			
	Families	Business Value	Other Value	Total
AKKARAIPATTU 01	9	283,500	763,000	1,046,500
AKKARAIPATTU 06	1	-	50,000	50,000
TOTAL	10	283,500	813,000	1,096,500



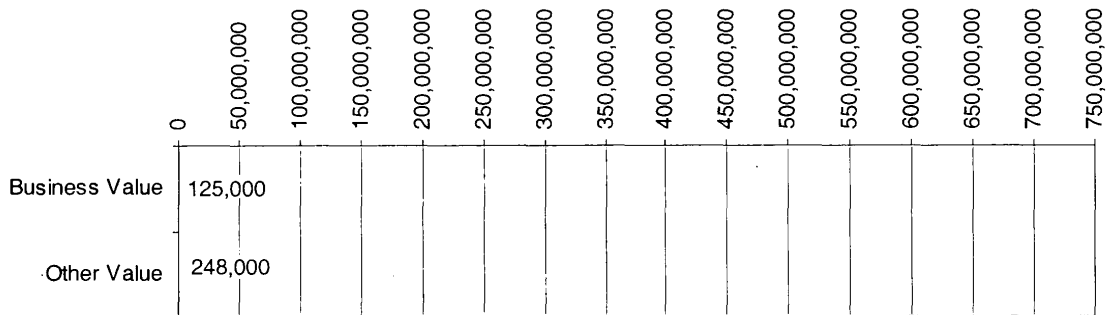
2004 DECEMBER 26 "TSUNAMI"
ASSESSMENT OF DESTRUCTIONS TO MUSLIMS
OCCUPATIONAL DESTRUCTIONS - Tailors

1. DISTRICT: AMPARA	2. D.S. DIVISION: AKKARAIPATTU		3. VILLAGE: AKKARAIPATTU	
G.S. Division	Occupational Destructons			
	Families	Business Value	Other Value	Total
AKKARAIPATTU 01	8	168,500	432,000	600,500
AKKARAIPATTU 05	1	30,000	82,000	112,000
TOTAL	9	198,500	514,000	712,500



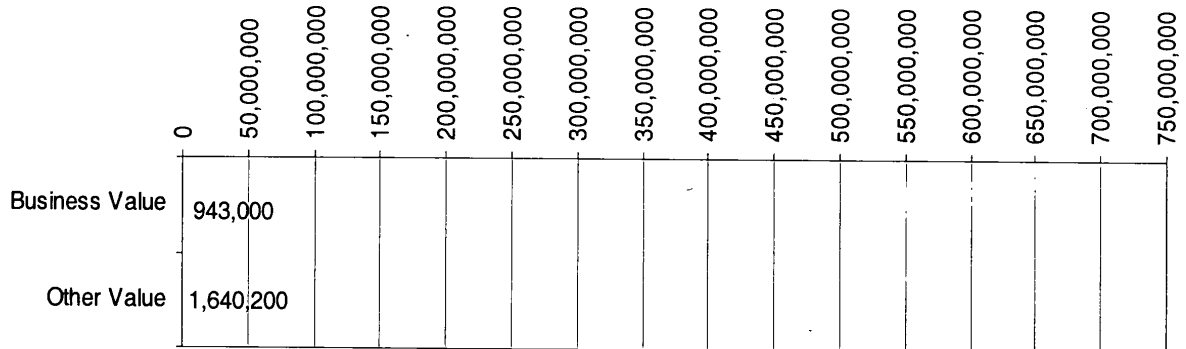
2004 DECEMBER 26 "TSUNAMI"
ASSESSMENT OF DESTRUCTIONS TO MUSLIMS
OCCUPATIONAL DESTRUCTIONS - Others

1. DISTRICT: AMPARA 2. D.S. DIVISION: AKKARAIPATTU 3. VILLAGE: AKKARAIPATTU				
G.S. Division	Occupational Destructons			
	Families	Business Value	Other Value	Total
AKKARAIPATTU 01	7	125,000	248,000	373,000
TOTAL	7	125,000	248,000	373,000



2004 DECEMBER 26 "TSUNAMI"
ASSESSMENT OF DESTRUCTIONS TO MUSLIMS
OCCUPATIONAL DESTRUCTIONS - Occupation Not Given

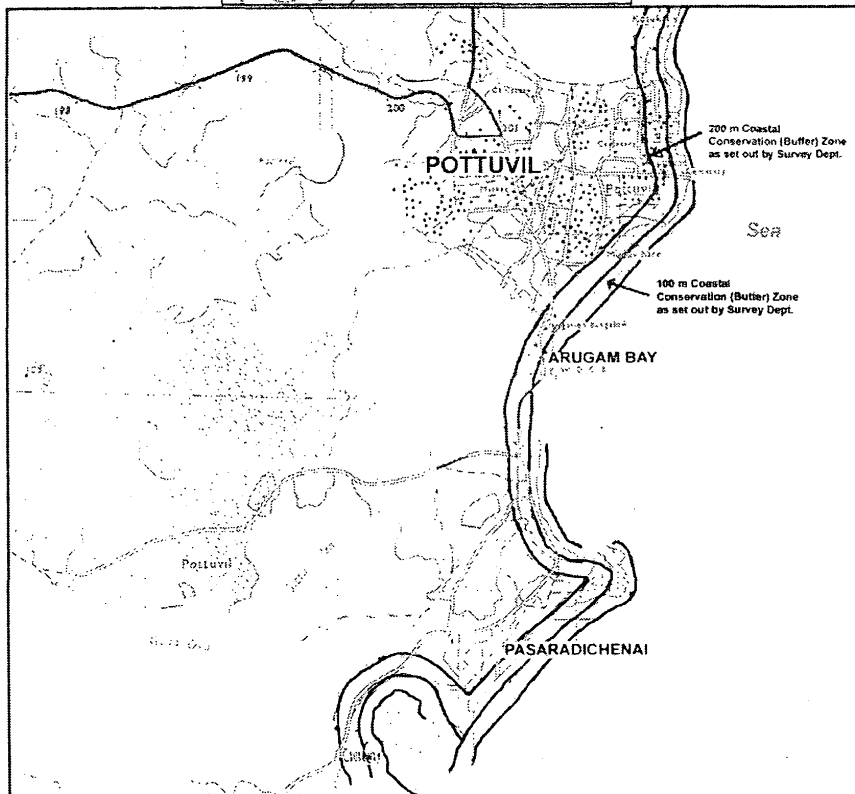
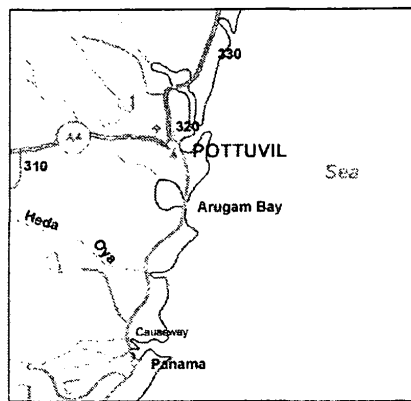
1. DISTRICT: AMPARA 2. D.S. DIVISION: AKKARAIPATTU 3. VILLAGE: AKKARAIPATTU				
G.S. Division	Occupational Destructons			
	Families	Business Value	Other Value	Total
AKKARAIPATTU 01	81	927,250	1,460,200	2,387,450
AKKARAIPATTU 05	2	15,000	124,000	139,000
AKKARAIPATTU 06	3	750	56,000	56,750
TOTAL	86	943,000	1,640,200	2,583,200



2004 DECEMBER 26 "TSUNAMI"

**ASSESSMENT OF DESTRUCTIONS TO MUSLIMS
IN THE EASTERN PROVINCE
SRI LANKA**

**POTTUVIL
AMPARA DISTRICT**



MUSLIM RECONSTRUCTION AND RESETTLEMENT ORGANISATION - MRRO
57, Norris Canal Road, Colombo 10, SRI LANKA, TP: 94 11 2697032, Fax: 94 11 2696147, E-mail: muslimrt@sitnet.lk

Tsunami Destructions – Pottuvil

1.0 Personal Destructions

Families	Population	Death					Injured				
		F	M	B	G	Total	F	M	B	G	Total
1429	5653	19	23	46	30	118	70	20	18	14	122

F-Father, M-Mother, B-Boys, G-Girls

2.0 Residential Destructions

2.1 Fully Damaged

Families	Land Value	House Value	Total
836	Rs. 200,000	374,609,000	374,809,000
	US\$ 2,000	3,746,090	3,748,090

2.2 Partially Damaged

Families	Land Value	House Value	Total
445	Rs. 0	76,834,150	76,834,150
	US\$ 0	768341.5	768341.5

2.3 Nature of Damage Not Given

Families	Land Value	House Value	Total
7	Rs. 0	4,000,000	4,000,000
	US\$ 0	40000	40000

2.4 Residential Destructions Total

Families	Land Value	House Value	Total
1288	Rs. 200,000	455,443,150	455,643,150
	US\$ 2000	4554431.5	4556431.5

3.0 Occupational Destructions

Families	Business Value	Other Value	Total
1429	Rs. 108,167,000	305,829,390	413,996,390
	US\$ 1081670	3058293.9	4139963.9

3.1 Businessmen

Families	Business Value	Other Value	Total
10	Rs. 9,211,000	11,602,500	20,813,500
	US\$ 92110	116025	208135

3.2 Casual Labours

Families	Business Value	Other Value	Total
227	Rs. 0	28,120,500	28,120,500
	US\$ 0	281205	281205

3.3 Drivers

Families	Business Value	Other Value	Total
2	Rs. 100,000	320,000	420,000
	US\$ 1000	3200	4200

3.4 Farmers

Families	Business Value	Other Value	Total
677	Rs. 5,035,000	165,072,000	170,107,000
	US\$ 50350	1650720	1701070

3.5 Fishermen

Families		Business Value	Other Value	Total
289	Rs.	89,036,000	71,236,340	160,272,340
	US\$	890360	712363.4	1602723.4

3.6 Government, State Employees and Retired

Families		Business Value	Other Value	Total
1	Rs.	0	270,000	270,000
	US\$	0	2700	2700

3.7 Skill Labours

Families		Business Value	Other Value	Total
3	Rs.	900,000	679,000	1,579,000
	US\$	9000	6790	15790

3.8 Teachers

Families		Business Value	Other Value	Total
2	Rs.	0	100,000	100,000
	US\$	0	1000	1000

3.9 Others

Families		Business Value	Other Value	Total
2	Rs.	0	152,000	152,000
	US\$	0	1520	1520

3.10 Occupation Not Given

Families		Business Value	Other Value	Total
216	Rs.	3,885,000	28,277,050	32,162,050
	US\$	38,850.00	282,770.50	321,620.50

Total			Rs.	869,639,540
			US\$	8,696,395.40

2004 DECEMBER 26 "TSUNAMI"

ASSESSMENT OF DESTRUCTIONS TO MUSLIMS
IN THE EASTERN PROVINCE
SRI LANKA

PERSONAL DESTRUCTIONS

**POTTUVIL
AMPARA DISTRICT**



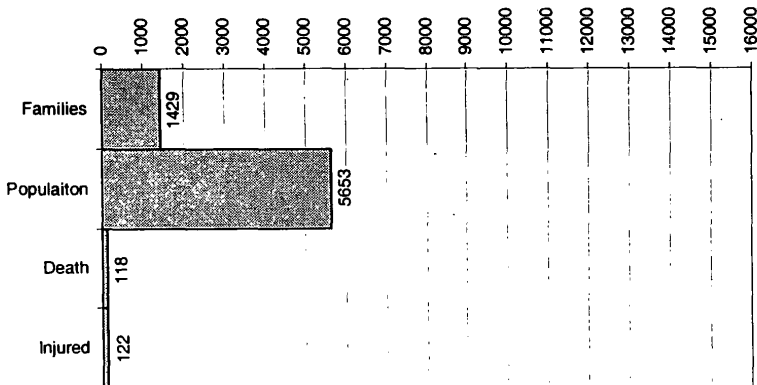
MUSLIM RECONSTRUCTION AND RESETTLEMENT ORGANISATION - MRRO
57, Norris Canal Road, Colombo 10, SRI LANKA, TP: 94 11 2697032, Fax: 94 11 2696147, E-mail: muslimrt@sltnet.lk

2004 DECEMBER 26 "TSUNAMI"
ASSESSMENT OF DESTRUCTIONS TO MUSLIMS
PERSONAL DESTRUCTIONS – GENERAL

CONTENTS

1. DISTRICT: AMPARA 2. D.S. DIVISION: POTTUVIL 3. VILLAGE: POTTUVIL													
G.S. Division	Personal Destructons											Page No.	
	Families	Population	Death					Injured					
			F	M	B	G	Total	F	M	B	G		Total
POTTUVIL01	7	21	0	0	0	0	0	0	0	0	0	0	5
POTTUVIL 02	9	32	0	0	0	0	0	0	0	0	0	0	5
POTTUVIL 03	12	52	0	1	1	0	2	0	0	0	0	0	5
POTTUVIL 04	211	854	3	1	0	0	4	6	5	5	4	20	6 - 10
POTTUVIL 05	194	824	7	1	9	8	25	19	3	3	4	29	10 - 13
POTTUVIL 06	53	121	0	0	0	0	0	0	0	0	0	0	14 - 15
POTTUVIL 07	13	57	0	3	2	2	7	1	1	0	0	2	15
POTTUVIL 10	1	7	0	0	0	0	0	0	0	0	0	0	15
POTTUVIL 14	9	28	0	2	1	1	4	0	0	0	1	1	15
POTTUVIL 15	142	574	0	0	0	0	0	5	3	2	0	10	16 - 18
POTTUVIL 16	22	73	0	0	0	0	0	1	0	0	0	1	18 - 19
POTTUVIL 17	61	227	0	0	0	0	0	1	1	0	0	2	19 - 20
POTTUVIL 18	310	1250	9	15	32	19	75	23	7	6	3	39	20 - 26
POTTUVIL 19	187	749	0	0	1	0	1	10	0	1	0	11	26 - 30
POTTUVIL 20	84	335	0	0	0	0	0	2	0	1	0	3	30 - 32
POTTUVIL 21	32	120	0	0	0	0	0	1	0	0	2	3	32
POTTUVIL 27	82	329	0	0	0	0	0	1	0	0	0	1	33 - 34
TOTAL	1429	5653	19	23	46	30	118	70	20	18	14	122	34

F-Father, M-Mother, B-Boys, G-Girls



2004 DECEMBER 26 "TSUNAMI"

ASSESSMENT OF DESTRUCTIONS TO MUSLIMS
IN THE EASTERN PROVINCE
SRI LANKA

RESIDENTIAL DESTRUCTIONS

**POTTUVIL
AMPARA DISTRICT**

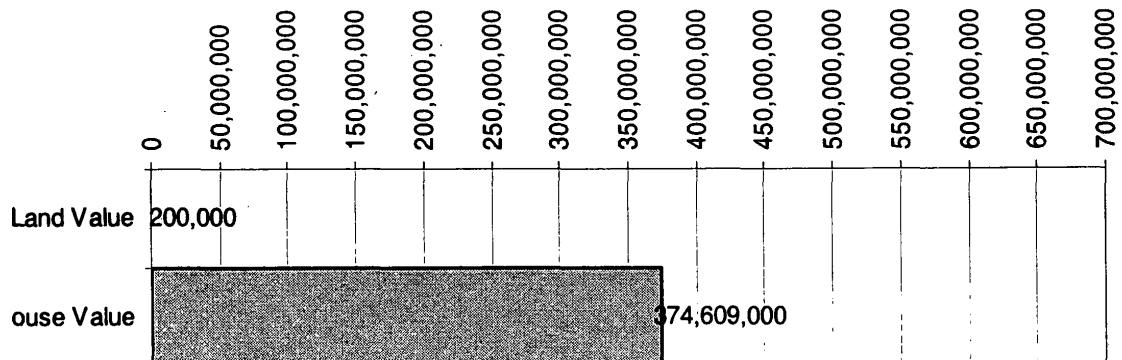


MUSLIM RECONSTRUCTION AND RESETTLEMENT ORGANISATION - MRRO
57, Norris Canal Road, Colombo 10, SRI LANKA, TP: 94 11 2697032, Fax: 94 11 2696147, E-mail: muslimrt@sltnet.lk

2004 DECEMBER 26 "TSUNAMI"
ASSESSMENT OF DESTRUCTIONS TO MUSLIMS
RESIDENTIAL DESTRUCTIONS - Fully Damaged (General)

CONTENTS

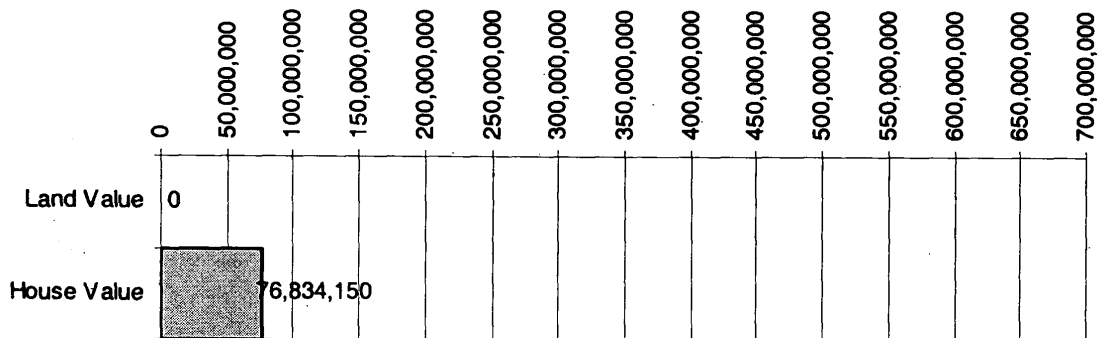
1. DISTRICT: AMPARA 2. D.S. DIVISION: POTTUVIL 3. VILLAGE: POTTUVIL					
G.S. Division	Residential Destructiions				Page No.
	Families	Land Value	House Value	Total	
POTTUVIL 01	5	-	9,840,000	9,840,000	5
POTTUVIL 02	2	-	552,000	552,000	5
POTTUVIL 03	8	-	1,205,000	1,205,000	5
POTTUVIL 04	123	-	35,041,000	35,041,000	5 - 8
POTTUVIL 05	110	-	91,860,000	91,860,000	8 - 10
POTTUVIL 06	39	-	4,680,000	4,680,000	10 - 11
POTTUVIL 07	7	-	2,150,000	2,150,000	11
POTTUVIL 15	53	-	12,355,000	12,355,000	11 - 12
POTTUVIL 16	6	-	1,050,000	1,050,000	12
POTTUVIL 17	15	-	1,750,000	1,750,000	12 - 13
POTTUVIL 18	251	-	150,006,000	150,006,000	13 - 18
POTTUVIL 19	99	200,000	32,865,000	33,065,000	18 - 20
POTTUVIL 20	68	-	12,265,000	12,265,000	20 - 21
POTTUVIL 21	22	-	9,685,000	9,685,000	21 - 22
POTTUVIL 27	28	-	9,305,000	9,305,000	22
TOTAL	836	200,000	374,609,000	374,809,000	22



2004 DECEMBER 26 "TSUNAMI"
ASSESSMENT OF DESTRUCTIONS TO MUSLIMS
RESIDENTIAL DESTRUCTIONS - Partially Damaged (General)

CONTENTS

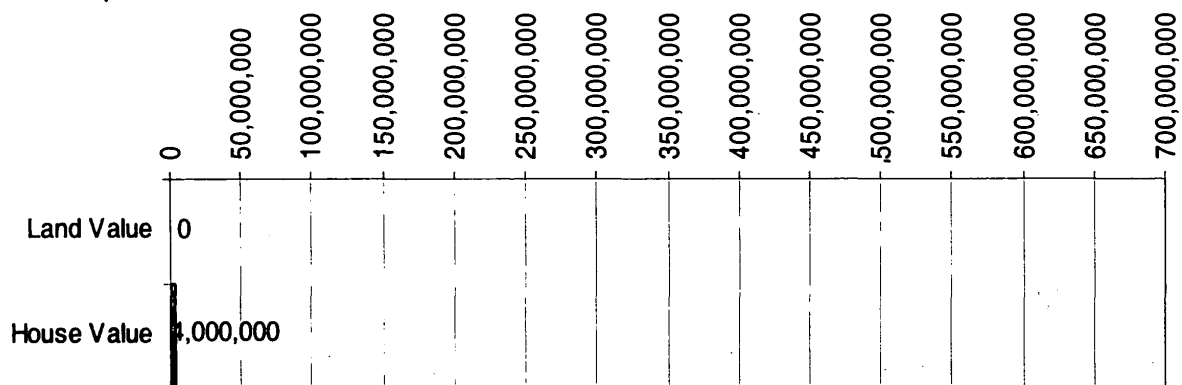
1. DISTRICT: AMPARA 2. D.S. DIVISION: POTTUVIL 3. VILLAGE: POTTUVIL					
G.S. Division	Residential Destructiions				Page No.
	Families	Land Value	House Value	Total	
POTTUVIL 02	2	-	230,000	230,000	27
POTTUVIL 04	83	-	21,265,000	21,265,000	27 - 28
POTTUVIL 05	32	-	5,790,000	5,790,000	29
POTTUVIL 06	11	-	1,480,000	1,480,000	29 - 30
POTTUVIL 07	1	-	75,000	75,000	30
POTTUVIL 10	1	-	105,000	105,000	30
POTTUVIL 14	3	-	250,000	250,000	30
POTTUVIL 15	82	-	7,955,650	7,955,650	30 - 32
POTTUVIL 16	13	-	1,100,000	1,100,000	32
POTTUVIL 17	33	-	3,420,000	3,420,000	32 - 33
POTTUVIL 18	51	-	10,385,000	10,385,000	33 - 34
POTTUVIL 19	64	-	11,335,000	11,335,000	34 - 35
POTTUVIL 20	9	-	1,245,000	1,245,000	35 - 36
POTTUVIL 21	10	-	1,670,000	1,670,000	36
POTTUVIL 27	50	-	10,528,500	10,528,500	36 - 37
TOTAL	445	-	76,834,150	76,834,150	37



2004 DECEMBER 26 "TSUNAMI"
ASSESSMENT OF DESTRUCTIONS TO MUSLIMS
RESIDENTIAL DESTRUCTIONS - Nature of Damages not given (General)

CONTENTS

1. DISTRICT: AMPARA		2. D.S. DIVISION: POTTUVIL		3. VILLAGE: POTTUVIL	
G.S. Division	Residential Destructations				Page No.
	Families	Land Value	House Value	Total	
POTTUVIL 04	2	-	700,000	700,000	43
POTTUVIL 18	2	-	2,500,000	2,500,000	43
POTTUVIL 20	2	-	400,000	400,000	43
POTTUVIL 27	1	-	400,000	400,000	43
TOTAL	7	-	4,000,000	4,000,000	43



2004 DECEMBER 26 "TSUNAMI"

**ASSESSMENT OF DESTRUCTIONS TO MUSLIMS
IN THE EASTERN PROVINCE
SRI LANKA**

OCCUPATIONAL DESTRUCTIONS

**POTTUVIL
AMPARA DISTRICT**

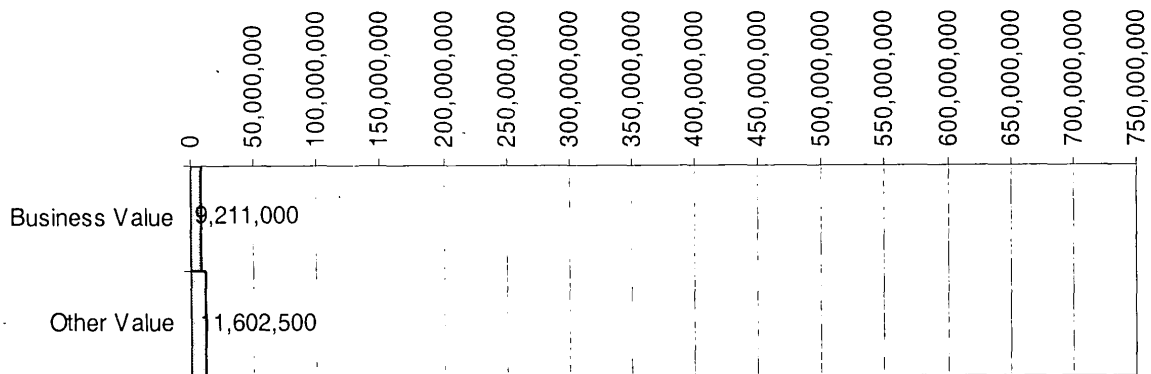


MUSLIM RECONSTRUCTION AND RESETTLEMENT ORGANISATION - MRRO
57, Norris Canal Road, Colombo 10, SRI LANKA, TP: 94 11 2697032, Fax: 94 11 2696147, E-mail: muslimrt@sltnet.lk

2004 DECEMBER 26 "TSUNAMI"
ASSESSMENT OF DESTRUCTIONS TO MUSLIMS
OCCUPATIONAL DESTRUCTIONS - Businessmen (General)

CONTENTS

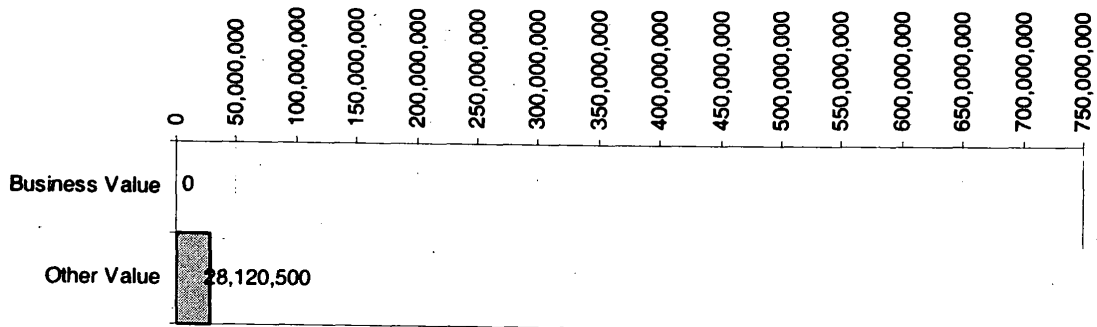
1. DISTRICT: AMPARA 2. D.S. DIVISION: POTTUVIL 3. VILLAGE: POTTUVIL					
G.S. Division	Occupational Destructutions				Page No.
	Families	Business Value	Other Value	Total	
POTTUVIL 04	1	-	564,000	564,000	39
POTTUVIL 05	2	-	10,030,000	10,030,000	39
POTTUVIL 06	1	600,000	-	600,000	39
POTTUVIL 18	4	8,051,000	265,500	8,316,500	39
POTTUVIL 19	2	560,000	743,000	1,303,000	39
TOTAL	10	9,211,000	11,602,500	20,813,500	39



2004 DECEMBER 26 "TSUNAMI"
ASSESSMENT OF DESTRUCTIONS TO MUSLIMS
OCCUPATIONAL DESTRUCTIONS - Casual Labors (General)

CONTENTS


1. DISTRICT: AMPARA		2. D.S. DIVISION: POTTUVIL		3. VILLAGE: POTTUVIL	
G.S. Division	Occupational Destructons				Page No.
	Families	Business Value	Other Value	Total	
POTTUVIL 02	2	-	417,000	417,000	45
POTTUVIL 04	74	-	8,731,500	8,731,500	45 - 46
POTTUVIL 05	36	-	6,574,000	6,574,000	46 - 47
POTTUVIL 06	9	-	300,000	300,000	47
POTTUVIL 07	2	-	600,000	600,000	47
POTTUVIL 14	2	-	150,000	150,000	48
POTTUVIL 15	19	-	1,405,000	1,405,000	48
POTTUVIL 16	1	-	25,000	25,000	48
POTTUVIL 17	6	-	342,000	342,000	48
POTTUVIL 18	35	-	5,152,000	5,152,000	49
POTTUVIL 19	7	-	658,000	658,000	49 - 50
POTTUVIL 20	12	-	1,033,000	1,033,000	50
POTTUVIL 21	5	-	450,000	450,000	50
POTTUVIL 27	17	-	2,283,000	2,283,000	50 - 51
TOTAL	227	-	28,120,500	28,120,500	51



2004 DECEMBER 26 "TSUNAMI"
ASSESSMENT OF DESTRUCTIONS TO MUSLIMS
OCCUPATIONAL DESTRUCTIONS - Drivers (General)

CONTENTS

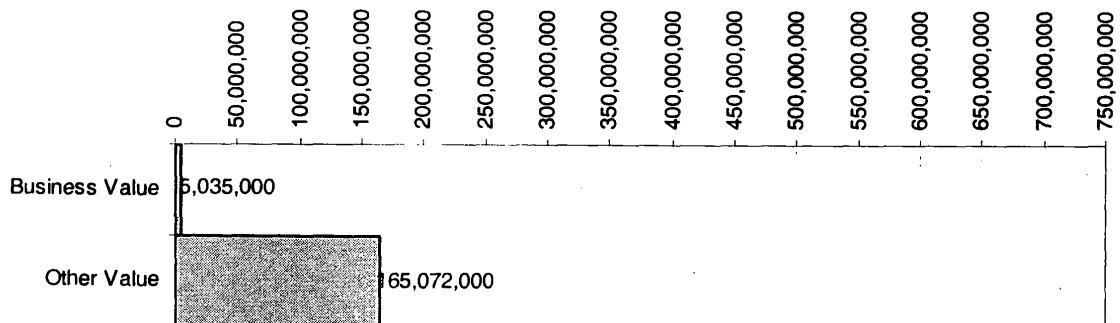
1. DISTRICT: AMPARA 2. D.S. DIVISION: POTTUVIL 3. VILLAGE: POTTUVIL					
G.S. Division	Occupational Destructutions				Page No.
	Families	Business Value	Other Value	Total	
POTTUVIL 05	1	100,000	220,000	320,000	57
POTTUVIL 18	1	-	100,000	100,000	57
TOTAL	2	100,000	320,000	420,000	57



2004 DECEMBER 26 "TSUNAMI"
ASSESSMENT OF DESTRUCTIONS TO MUSLIMS
OCCUPATIONAL DESTRUCTIONS - Farmers (General)

CONTENTS

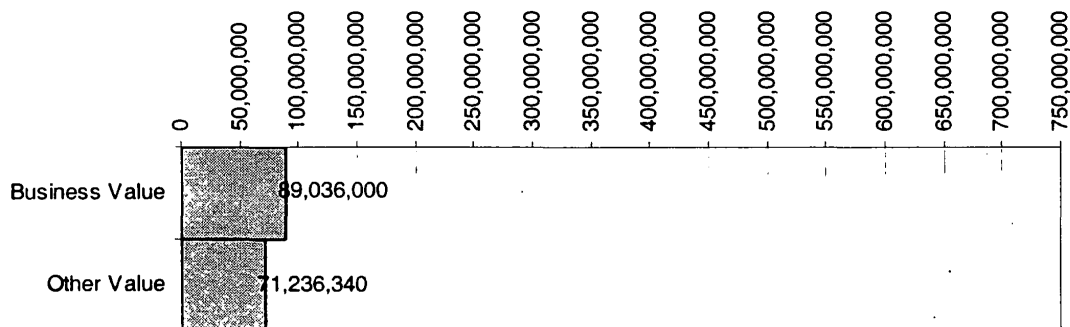
1. DISTRICT: AMPARA 2. D.S. DIVISION: POTTUVIL 3. VILLAGE: POTTUVIL					
G.S. Division	Occupational Destructiions				Page No.
	Families	Business Value	Other Value	Total	
POTTUVIL 01	4	-	9,238,000	9,238,000	63
POTTUVIL 02	6	850,000	1,975,000	2,825,000	63
POTTUVIL 03	8	160,000	492,000	652,000	63
POTTUVIL 04	55	-	11,478,000	11,478,000	63 - 64
POTTUVIL 05	65	375,000	22,097,000	22,472,000	65 - 66
POTTUVIL 06	18	200,000	1,905,000	2,105,000	66
POTTUVIL 07	10	300,000	5,704,000	6,004,000	66 - 67
POTTUVIL 14	4	-	350,000	350,000	67
POTTUVIL 15	92	1,100,000	7,987,000	9,087,000	67 - 69
POTTUVIL 16	19	-	1,503,000	1,503,000	69
POTTUVIL 17	38	400,000	3,101,000	3,501,000	69 - 70
POTTUVIL 18	141	485,000	65,637,000	66,122,000	70 - 73
POTTUVIL 19	121	775,000	18,288,000	19,063,000	73 - 75
POTTUVIL 20	36	390,000	4,142,000	4,532,000	75 - 76
POTTUVIL 21	23	-	4,683,000	4,683,000	76 - 77
POTTUVIL 27	37	-	6,492,000	6,492,000	77 - 78
TOTAL	677	5,035,000	165,072,000	170,107,000	78



2004 DECEMBER 26 "TSUNAMI"
ASSESSMENT OF DESTRUCTIONS TO MUSLIMS
OCCUPATIONAL DESTRUCTIONS - Fishermen (General)

CONTENTS

1. DISTRICT: AMPARA 2. D.S. DIVISION: POTTUVIL 3. VILLAGE: POTTUVIL					
G.S. Division	Occupational Destructons				Page No.
	Families	Business Value	Other Value	Total	
POTTUVIL 01	3	8,610,000	3,529,400	12,139,400	83
POTTUVIL 03	2	205,000	165,400	370,400	83
POTTUVIL 04	24	3,676,000	3,756,500	7,432,500	83
POTTUVIL 05	67	27,623,000	19,624,500	47,247,500	84 - 85
POTTUVIL 06	17	2,167,000	988,000	3,155,000	85
POTTUVIL 07	1	2,100,000	200,000	2,300,000	85
POTTUVIL 10	1	520,000	80,000	600,000	86
POTTUVIL 14	2	250,000	150,000	400,000	86
POTTUVIL 15	30	6,106,000	3,559,000	9,665,000	86
POTTUVIL 16	1	55,000	50,000	105,000	87
POTTUVIL 17	4	1,167,000	438,000	1,605,000	87
POTTUVIL 18	74	26,184,000	29,177,040	55,361,040	87 - 88
POTTUVIL 19	20	5,784,000	3,461,500	9,245,500	88 - 89
POTTUVIL 20	23	2,359,000	3,533,000	5,892,000	89
POTTUVIL 21	3	329,000	517,000	846,000	90
POTTUVIL 27	17	1,901,000	2,007,000	3,908,000	90
TOTAL	289	89,036,000	71,236,340	160,272,340	90



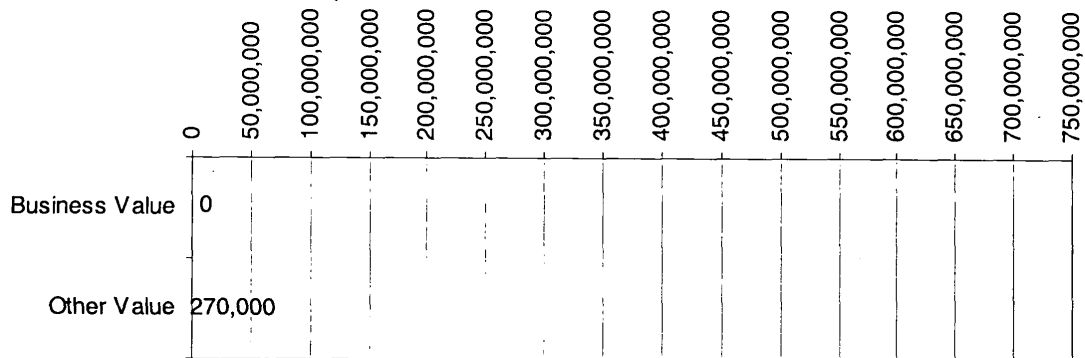
2004 DECEMBER 26 "TSUNAMI"

ASSESSMENT OF DESTRUCTIONS TO MUSLIMS

OCCUPATIONAL DESTRUCTIONS - Government, State Employees and Retired (General)

CONTENTS


1. DISTRICT: AMPARA 2. D.S. DIVISION: POTTUVIL 3. VILLAGE: POTTUVIL					
G.S. Division	Occupational Destructors				Page No.
	Families	Business Value	Other Value	Total	
POTTUVIL 18	1	-	270,000	270,000	95
TOTAL	1	-	270,000	270,000	95



2004 DECEMBER 26 "TSUNAMI"
ASSESSMENT OF DESTRUCTIONS TO MUSLIMS
OCCUPATIONAL DESTRUCTIONS - Skill Labors (General)

CONTENTS


1. DISTRICT: AMPARA 2. D.S. DIVISION: POTTUVIL 3. VILLAGE: POTTUVIL					
G.S. Division	Occupational Destructions				Page No.
	Families	Business Value	Other Value	Total	
POTTUVIL 04	1	400,000	300,000	700,000	101
POTTUVIL 06	1	500,000	-	500,000	101
POTTUVIL 20	1	-	379,000	379,000	101
TOTAL	3	900,000	679,000	1,579,000	101



2004 DECEMBER 26 "TSUNAMI"
ASSESSMENT OF DESTRUCTIONS TO MUSLIMS
OCCUPATIONAL DESTRUCTIONS - Teachers (General)

CONTENTS

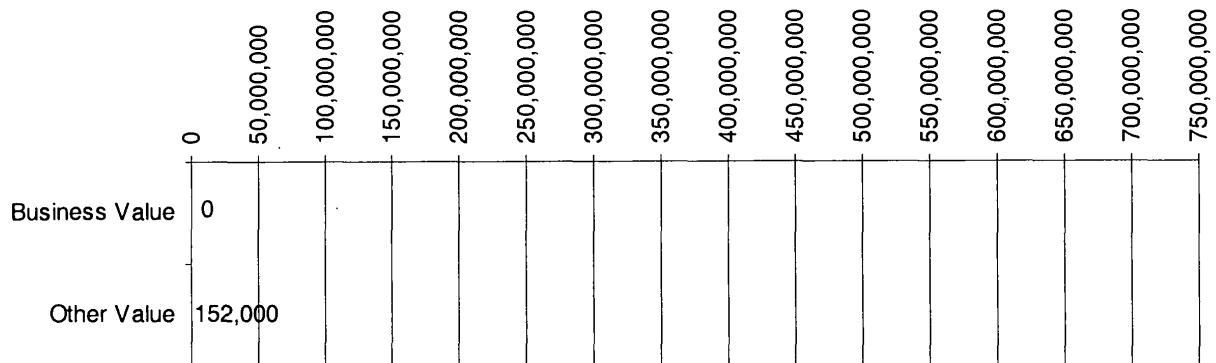
1. DISTRICT: AMPARA 2. D.S. DIVISION: POTTUVIL 3. VILLAGE: POTTUVIL					
G.S. Division	Occupational Destructiions				Page No.
	Families	Business Value	Other Value	Total	
POTTUVIL 05	1	-	100,000	100,000	107
POTTUVIL 18	1	-	-	-	107
TOTAL	2	-	100,000	100,000	107



2004 DECEMBER 26 "TSUNAMI"
ASSESSMENT OF DESTRUCTIONS TO MUSLIMS
OCCUPATIONAL DESTRUCTIONS - Others (General)

CONTENTS

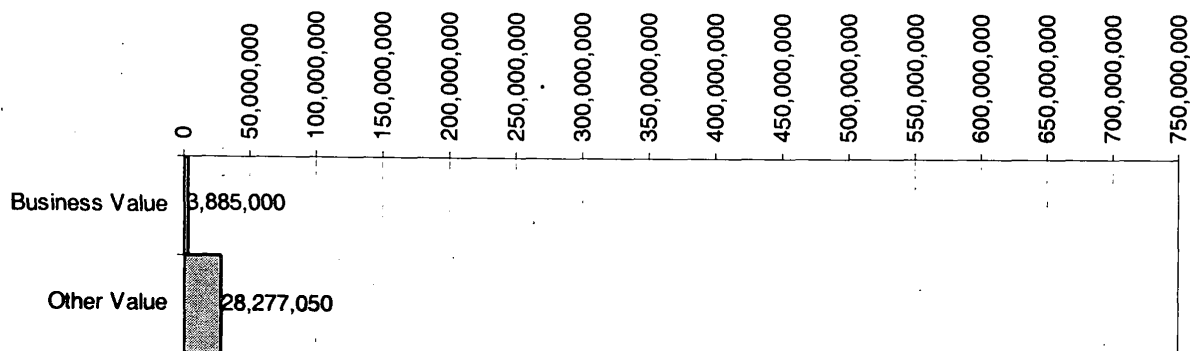
1. DISTRICT: AMPARA		2. D.S. DIVISION: POTTUVIL		3. VILLAGE: POTTUVIL	
G.S. Division	Occupational Destructutions				Page No.
	Families	Business Value	Other Value	Total	
POTTUVIL 04	1	-	102,000	102,000	113
POTTUVIL 18	1	-	50,000	50,000	113
TOTAL	2	-	152,000	152,000	113



2004 DECEMBER 26 "TSUNAMI"
ASSESSMENT OF DESTRUCTIONS TO MUSLIMS
OCCUPATIONAL DESTRUCTIONS - Occupation Not Given (General)

CONTENTS

G.S. Division	Occupational Destructions				Page No.
	Families	Business Value	Other Value	Total	
POTTUVIL 02	1	-	15,000	15,000	119
POTTUVIL 03	2	-	270,000	270,000	119
POTTUVIL 04	55	-	6,960,500	6,960,500	119 - 120
POTTUVIL 05	22	-	2,366,500	2,366,500	120 - 121
POTTUVIL 06	7	200,000	779,000	979,000	121
POTTUVIL 14	1	-	100,000	100,000	121
POTTUVIL 15	1	-	-	-	121
POTTUVIL 16	1	-	25,000	25,000	121
POTTUVIL 17	13	-	657,000	657,000	121 - 122
POTTUVIL 18	52	3,200,000	10,701,000	13,901,000	122 - 123
POTTUVIL 19	37	75,000	4,688,950	4,763,950	123 - 124
POTTUVIL 20	12	410,000	914,500	1,324,500	124
POTTUVIL 21	1	-	500,000	500,000	124
POTTUVIL 27	11	-	299,600	299,600	124
TOTAL	216	3,885,000	28,277,050	32,162,050	124





**"Tsunami" Disaster, Sri Lanka, 26 December 2004
Muslim Victims in Batticaloa District**

Divisional Secretaries Divisions		No. of Persons			Damaged Houses		Damaged Buildings		
		Families Affected	Death	Injured	Completely	Partially	Mosques	Schools	Hospital
1	Kattankudy	2874	35	283	1466	1232	6	3	1
2	Palamunai	598	20	38	289	297	3	1	1
3	Manchanthoduvai	31		2	11	17	1	1	
4	Poonochchimunai	182		12	122	36	1	1	
	Total	3685	55	335	1888	1582	11	6	2

1.0 Personal Destructions

Families	Population	Death					Injured				
		F	M	B	G	Total	F	M	B	G	Total
3685	13962	12	9	13	21	55	174	56	66	39	335

F-Father, M-Mother, B-Boys, G-Girls

2.0 Residential Destructions

2.1 Fully Damaged

Families	Land Value	House Value	Total
1888	Rs. 745,710,800	370,248,800	1,115,959,600
	US\$ 7,457,108	3,702,488	11,159,596

2.2 Partially Damaged

Families	Land Value	House Value	Total
1582	Rs. 601,110,500	391,660,000	992,770,500
	US\$ 6,011,105	3,916,600	9,927,705

2.3 Nature of Damage Not Given

Families	Land Value	House Value	Total
59	Rs. 34,850,000	10,933,890	45,783,890
	US\$ 348,500	1,093,389	4,578,389

2.4 Residential Destructions Total

Families	Land Value	House Value	Total
3529	Rs. 1,381,671,300	772,842,690	2,154,513,990
	US\$ 13,816,713	7,728,426.9	21,545,139.9

3.0 Occupational Destructions

Families	Business Value	Other Value	Total
3685	Rs. 186,973,913	292,489,075	479,462,988
	US\$ 1,869,739.13	2,924,890.75	4,794,629.88

3.1 Businessmen

Families	Business Value	Other Value	Total
849	Rs. 60,055,035	87,453,150	147,508,185
	US\$ 600,550.35	874,531.5	1,475,081.85

3.2 Casual Labours

Families	Business Value	Other Value	Total
1033	Rs. 9,203,100	67,231,720	76,434,820
	US\$ 92,031	672,317.2	764,348.2

3.3 Doctors

Families	Business Value	Other Value	Total
11	Rs. 3,549,000	696,000	4,245,000
	US\$ 35,490	6,960	42,450

3.4 Drivers

Families	Business Value	Other Value	Total
87	Rs. 2,129,250	10,779,500	12,908,750
	US\$ 21,292.5	107,795	129,087.5

3.5 Farmers

Families		Business Value	Other Value	Total
18	Rs.	6,970,170	1,925,800	8,895,970
	US\$	69701.7	19258	88959.7

3.6 Fishermen

Families		Business Value	Other Value	Total
414	Rs.	73,905,950	33,671,200	107,577,150
	US\$	739059.5	336712	1075771.5

3.7 Government, State Employees and Retired

Families		Business Value	Other Value	Total
115	Rs.	2,958,670	10,832,800	13,791,470
	US\$	29586.7	108328	137914.7

3.8 Skill Labours

Families		Business Value	Other Value	Total
316	Rs.	8,361,200	45,802,200	54,163,400
	US\$	83612	458022	541634

3.9 Tailors

Families		Business Value	Other Value	Total
99	Rs.	5,583,400	7,554,200	13,137,600
	US\$	55834	75542	131376

3.10 Teachers

Families		Business Value	Other Value	Total
71	Rs.	2,740,000	5,807,500	8,547,500
	US\$	27400	58075	85475

3.11 Weavers

Families		Business Value	Other Value	Total
44	Rs.	2,184,150	3,610,500	5,794,650
	US\$	21841.5	36105	57946.5

3.12 Others

Families		Business Value	Other Value	Total
100	Rs.	3,852,095	12,267,550	16,119,645
	US\$	38520.95	122675.5	161196.45

3.13 Occupation Not Given

Families		Business Value	Other Value	Total
528	Rs.	5,481,893	30,646,955	36,128,848
	US\$	54,818.93	306,469.55	361,288.48

Total

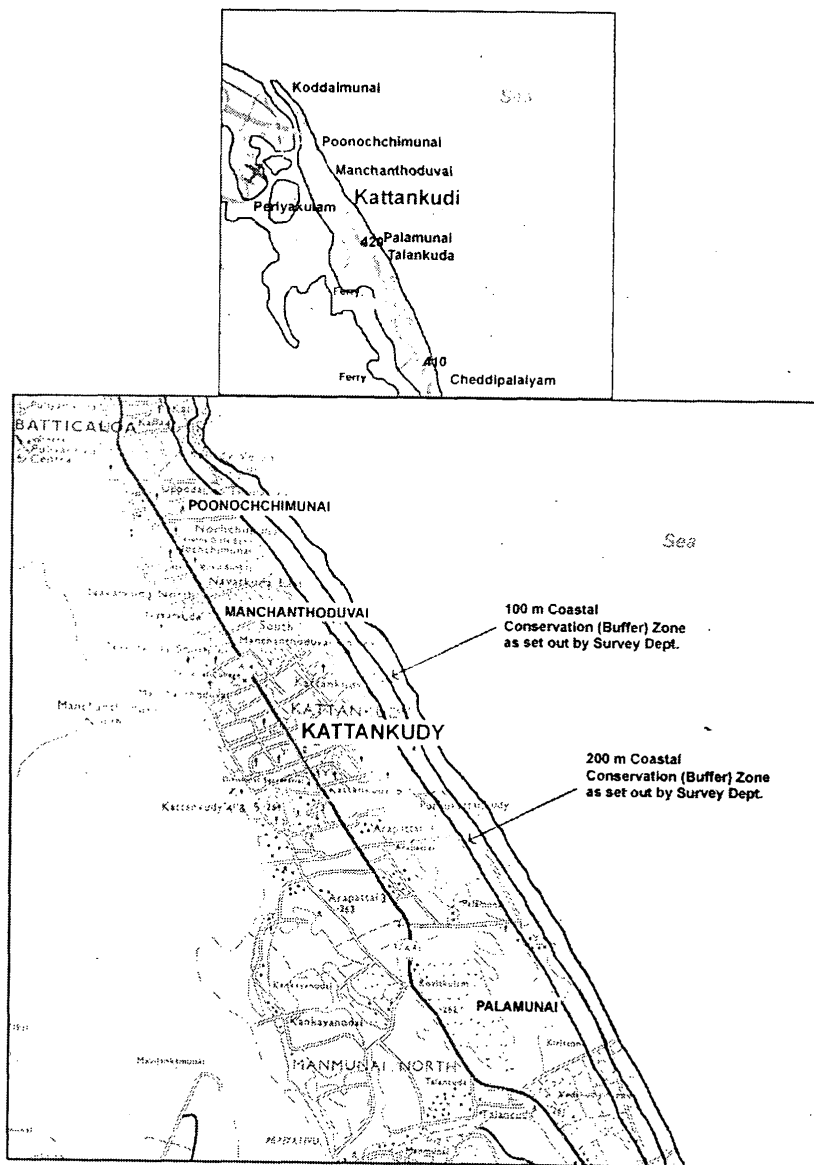
Rs. **2,633,976,978**

US\$ **26,339,769.78**

2004 DECEMBER 26 "TSUNAMI"

ASSESSMENT OF DESTRUCTIONS TO MUSLIMS
IN THE EASTERN PROVINCE
SRI LANKA

KATTANKUDY
BATTICALOA DISTRICT



MUSLIM RECONSTRUCTION AND RESETTLEMENT ORGANISATION - MRRO
57, Norris Canal Road, Colombo 10, SRI LANKA, TP: 94 11 2697032, Fax: 94 11 2696147, E-mail: muslimrt@sltnet.lk

Tsunami Destructions – Kattankudy

1.0 Personal Destructions

Families	Population	Death					Injured				
		F	M	B	G	Total	F	M	B	G	Total
2874	10861	7	7	11	10	35	148	42	57	36	283

F-Father, M-Mother, B-Boys, G-Girls

2.0 Residential Destructions

2.1 Fully Damaged

Families	Land Value	House Value	Total
1466	Rs. 597,334,600	270,016,200	867,350,800
	US\$ 5,973,346	2,700,162	8,673,508

2.2 Partially Damaged

Families	Land Value	House Value	Total
1232	Rs. 508,832,500	321,387,500	830,220,000
	US\$ 5,088,325	3213875	8302200

2.3 Nature of Damage Not Given

Families	Land Value	House Value	Total
47	Rs. 28,280,000	9,013,000	37,293,000
	US\$ 282800	90130	372930

2.4 Residential Destructions Total

Families	Land Value	House Value	Total
2745	Rs. 1,134,447,100	600,416,700	1,734,863,800
	US\$ 11344471	6004167	17348638

3.0 Occupational Destructions

Families	Business Value	Other Value	Total
2874	Rs. 130,350,475	232,091,745	362,442,220
	US\$ 1303504.75	2320917.45	3624422.2

3.1 Businessmen

Families	Business Value	Other Value	Total
723	Rs. 52,696,410	77,904,800	130,601,210
	US\$ 526964.1	779048	1306012.1

3.2 Casual Labours

Families	Business Value	Other Value	Total
828	Rs. 6,813,600	56,147,220	62,960,820
	US\$ 68136	561472.2	629608.2

3.3 Doctors

Families	Business Value	Other Value	Total
8	Rs. 3,549,000	590,000	4,139,000
	US\$ 35490	5900	41390

3.4 Drivers

Families	Business Value	Other Value	Total
70	Rs. 1,810,250	9,154,500	10,964,750
	US\$ 18102.5	91545	109647.5

3.5 Farmers

Families		Business Value	Other Value	Total
10	Rs.	6,212,670	1,308,000	7,520,670
	US\$	62126.7	13080	75206.7

3.6 Fishermen

Families		Business Value	Other Value	Total
199	Rs.	39,785,950	13,571,000	53,356,950
	US\$	397859.5	135710	533569.5

3.7 Government, State Employees and Retired

Families		Business Value	Other Value	Total
84	Rs.	901,300	7,651,000	8,552,300
	US\$	9013	76510	85523

3.8 Skill Labours

Families		Business Value	Other Value	Total
289	Rs.	7,203,150	17,440,700	24,643,850
	US\$	72031.5	174407	246438.5

3.9 Tailors

Families		Business Value	Other Value	Total
88	Rs.	5,389,400	6,769,700	12,159,100
	US\$	53894	67697	121591

3.10 Teachers

Families		Business Value	Other Value	Total
54	Rs.	50,000	4,695,500	4,745,500
	US\$	500	46955	47455

3.11 Weavers

Families		Business Value	Other Value	Total
42	Rs.	2,134,150	3,492,500	5,626,650
	US\$	21341.5	34925	56266.5

3.12 Others

Families		Business Value	Other Value	Total
76	Rs.	1,709,595	9,567,500	11,277,095
	US\$	17095.95	95675	112770.95

3.13 Occupation Not Given

Families		Business Value	Other Value	Total
403	Rs.	2,095,000	23,799,325	25,894,325
	US\$	20,950.00	237,993.25	258,943.25

Total

Rs.	2,097,306,020
US\$	20,973,060.20

2004 DECEMBER 26 "TSUNAMI"

ASSESSMENT OF DESTRUCTIONS TO MUSLIMS
IN THE EASTERN PROVINCE
SRI LANKA

PERSONAL DESTRUCTIONS

**KATTANKUDY
BATTICALOA DISTRICT**



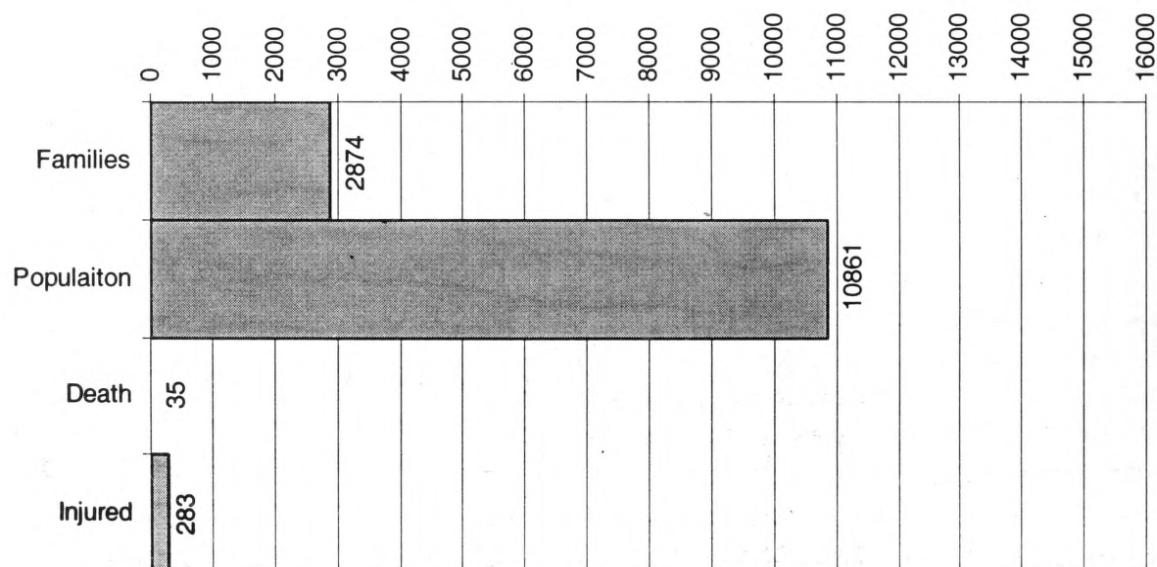
MUSLIM RECONSTRUCTION AND RESETTLEMENT ORGANISATION - MRRO
57, Norris Canal Road, Colombo 10, SRI LANKA, TP: 94 11 2697032, Fax: 94 11 2696147, E-mail: muslimrt@sltnet.lk

**2004 DECEMBER 26 "TSUNAMI"
ASSESSMENT OF DESTRUCTIONS TO MUSLIMS
PERSONAL DESTRUCTIONS**

1. DISTRICT: BATTICALOA 2. D.S. DIVISION: KATTANKUDY 3. VILLAGE: KATTANKUDY

G.S. Division	Personal Destructons											
	Families	Population	Death					Injured				
			F	M	B	G	Total	F	M	B	G	Total
157C	273	931	1	1	0	0	2	4	0	4	1	9
167A	558	2152	2	1	1	3	7	36	17	23	18	94
167B	1521	5887	3	1	7	2	13	69	16	22	16	123
167C	522	1891	1	4	3	5	13	39	9	8	1	57
TOTAL	2874	10861	7	7	11	10	35	148	42	57	36	283

F-Father, M-Mother, B-Boys, G-Girls



2004 DECEMBER 26 "TSUNAMI"

ASSESSMENT OF DESTRUCTIONS TO MUSLIMS
IN THE EASTERN PROVINCE
SRI LANKA

RESIDENTIAL DESTRUCTIONS


**KATTANKUDY
BATTICALOA DISTRICT**



MUSLIM RECONSTRUCTION AND RESETTLEMENT ORGANISATION - MRRO
57, Norris Canal Road, Colombo 10, SRI LANKA, TP: 94 11 2697032, Fax: 94 11 2696147, E-mail: muslimrt@sltnet.lk

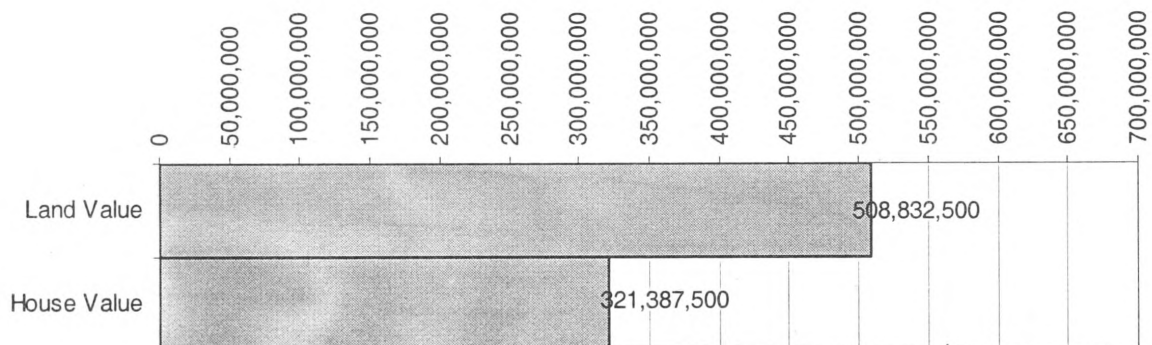
2004 DECEMBER 26 "TSUNAMI"
ASSESSMENT OF DESTRUCTIONS TO MUSLIMS
RESIDENTIAL DESTRUCTIONS - Fully Damaged

1. DISTRICT: BATTICALOA		2. D.S. DIVISION: KATTANKUDY		3. VILLAGE: KATTANKUDY	
G.S. Division	Residential Destructions				
	Families	Land Value	House Value	Total	
157C	227	68,919,100	16,929,550	85,848,650	
167A	244	132,923,000	47,068,000	179,991,000	
167B	728	272,309,500	152,722,250	425,031,750	
167C	267	123,183,000	53,296,400	176,479,400	
TOTAL	1466	597,334,600	270,016,200	867,350,800	



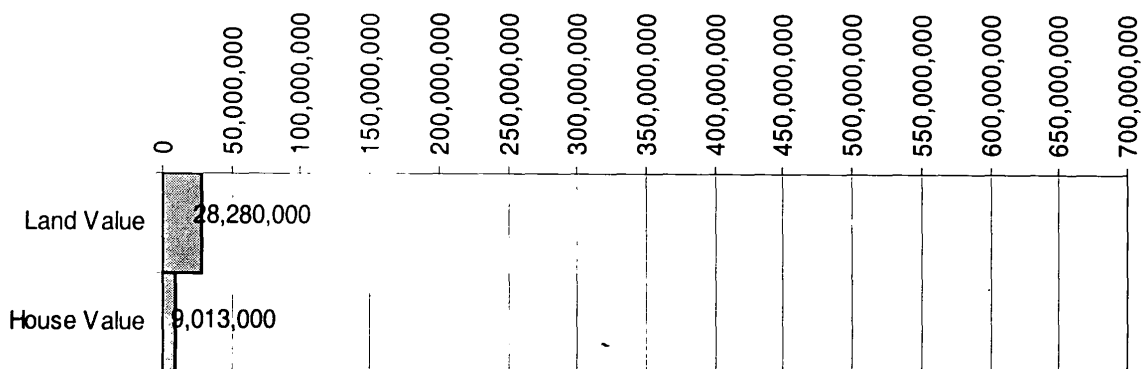
2004 DECEMBER 26 "TSUNAMI"
ASSESSMENT OF DESTRUCTIONS TO MUSLIMS
RESIDENTIAL DESTRUCTIONS - Partially Damaged

1. DISTRICT: BATTICALOA 2. D.S. DIVISION: KATTANKUDY 3. VILLAGE: KATTANKUDY				
G.S. Division	Residential Destructons			
	Families	Land Value	House Value	Total
157C	14	21,810,500	1,089,000	22,899,500
167A	269	90,321,000	75,263,000	165,584,000
167B	727	280,460,000	170,456,500	450,916,500
167C	222	116,241,000	74,579,000	190,820,000
TOTAL	1232	508,832,500	321,387,500	830,220,000



2004 DECEMBER 26 "TSUNAMI"
ASSESSMENT OF DESTRUCTIONS TO MUSLIMS
RESIDENTIAL DESTRUCTIONS - Nature of Damages not given

1. DISTRICT: BATTICALOA 2. D.S. DIVISION: KATTANKUDY 3. VILLAGE: KATTANKUDY				
G.S. Division	Residential Destructiions			
	Families	Land Value	House Value	Total
157C	8	9,250,000	925,000	10,175,000
167A	17	9,405,000	2,390,000	11,795,000
167B	15	5,425,000	3,220,000	8,645,000
167C	7	4,200,000	2,478,000	6,678,000
TOTAL	47	28,280,000	9,013,000	37,293,000



2004 DECEMBER 26 "TSUNAMI"

ASSESSMENT OF DESTRUCTIONS TO MUSLIMS
IN THE EASTERN PROVINCE
SRI LANKA

OCCUPATIONAL DESTRUCTIONS


**KATTANKUDY
BATTICALOA DISTRICT**



MUSLIM RECONSTRUCTION AND RESETTLEMENT ORGANISATION - MRRO
57, Norris Canal Road, Colombo 10, SRI LANKA, TP: 94 11 2697032, Fax: 94 11 2696147, E-mail: muslimrt@sltnet.lk


2004 DECEMBER 26 "TSUNAMI"
ASSESSMENT OF DESTRUCTIONS TO MUSLIMS
OCCUPATIONAL DESTRUCTIONS - Businessmen

1. DISTRICT: BATTICALOA 2. D.S. DIVISION: KATTANKUDY 3. VILLAGE: KATTANKUDY				
G.S. Division	Occupational Destructons			
	Families	Business Value	Other Value	Total
157C	83	1,298,660	5,960,430	7,259,090
167A	114	6,910,050	10,223,300	17,133,350
167B	375	25,603,700	35,951,670	61,555,370
167C	151	18,884,000	25,769,400	44,653,400
TOTAL	723	52,696,410	77,904,800	130,601,210



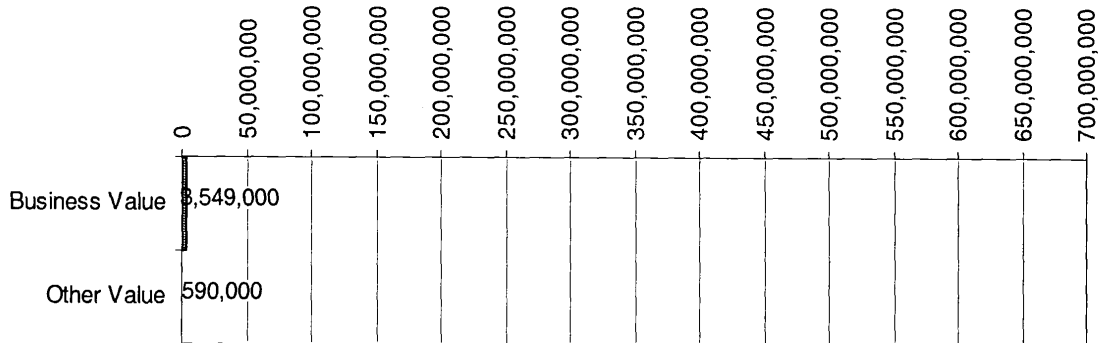
**2004 DECEMBER 26 "TSUNAMI"
ASSESSMENT OF DESTRUCTIONS TO MUSLIMS
OCCUPATIONAL DESTRUCTIONS - Casual Labors**

1. DISTRICT: BATTICALOA 2. D.S. DIVISION: KATTANKUDY 3. VILLAGE: KATTANKUDY				
G.S. Division	Occupational Destructons			
	Families	Business Value	Other Value	Total
157C	74	353,550	2,290,500	2,644,050
167A	161	1,065,400	8,975,650	10,041,050
167B	473	4,993,650	35,370,820	40,364,470
167C	120	401,000	9,510,250	9,911,250
TOTAL	828	6,813,600	56,147,220	62,960,820



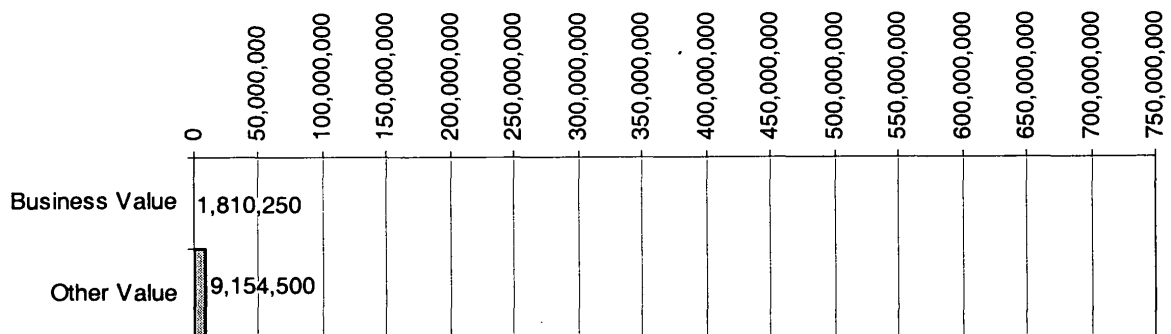
2004 DECEMBER 26 "TSUNAMI"
ASSESSMENT OF DESTRUCTIONS TO MUSLIMS
OCCUPATIONAL DESTRUCTIONS – Doctors

1. DISTRICT: BATTICALOA 2. D.S. DIVISION: KATTANKUDY 3. VILLAGE: KATTANKUDY				
G.S. Division	Occupational Destructions			
	Families	Business Value	Other Value	Total
157C	1	-	-	-
167B	5	2,499,000	346,000	2,845,000
167C	2	1,050,000	244,000	1,294,000
TOTAL	8	3,549,000	590,000	4,139,000




2004 DECEMBER 26 "TSUNAMI"
ASSESSMENT OF DESTRUCTIONS TO MUSLIMS
OCCUPATIONAL DESTRUCTIONS - Drivers

1. DISTRICT: BATTICALOA 2. D.S. DIVISION: KATTANKUDY 3. VILLAGE: KATTANKUDY				
G.S. Division	Occupational Destructons			
	Families	Business Value	Other Value	Total
157C	8	25,000	350,500	375,500
167A	10	370,000	1,073,500	1,443,500
167B	38	905,250	4,786,500	5,691,750
167C	14	510,000	2,944,000	3,454,000
TOTAL	70	1,810,250	9,154,500	10,964,750




2004 DECEMBER 26 "TSUNAMI"
ASSESSMENT OF DESTRUCTIONS TO MUSLIMS
OCCUPATIONAL DESTRUCTIONS - Farmers

1. DISTRICT: BATTICALOA 2. D.S. DIVISION: KATTANKUDY 3. VILLAGE: KATTANKUDY				
G.S. Division	Occupational Destructons			
	Families	Business Value	Other Value	Total
157C	1	4,607,670	100,000	4,707,670
167A	2	600,000	184,000	784,000
167B	7	1,005,000	1,024,000	2,029,000
TOTAL	10	6,212,670	1,308,000	7,520,670



2004 DECEMBER 26 "TSUNAMI"
ASSESSMENT OF DESTRUCTIONS TO MUSLIMS
OCCUPATIONAL DESTRUCTIONS - Fishermen

1. DISTRICT: BATTICALOA 2. D.S. DIVISION: KATTANKUDY 3. VILLAGE: KATTANKUDY				
G.S. Division	Occupational Destructons			
	Families	Business Value	Other Value	Total
157C	5	4,289,500	669,000	4,958,500
167A	99	17,944,750	5,975,200	23,919,950
167B	54	7,687,700	4,054,800	11,742,500
167C	41	9,864,000	2,872,000	12,736,000
TOTAL	199	39,785,950	13,571,000	53,356,950

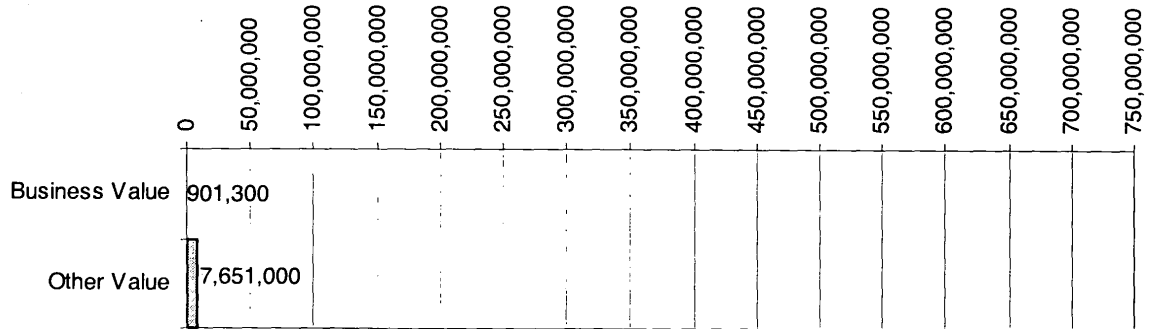


2004 DECEMBER 26 "TSUNAMI"

ASSESSMENT OF DESTRUCTIONS TO MUSLIMS


OCCUPATIONAL DESTRUCTIONS - Government, State Employees and Retired

1. DISTRICT: BATTICALOA 2. D.S. DIVISION: KATTANKUDY 3. VILLAGE: KATTANKUDY				
G.S. Division	Occupational Destructons			
	Families	Business Value	Other Value	Total
157C	12	461,000	517,000	978,000
167A	10	173,100	983,000	1,156,100
167B	46	208,200	4,691,500	4,899,700
167C	16	59,000	1,459,500	1,518,500
TOTAL	84	901,300	7,651,000	8,552,300




2004 DECEMBER 26 "TSUNAMI"
ASSESSMENT OF DESTRUCTIONS TO MUSLIMS
OCCUPATIONAL DESTRUCTIONS - Skill Labors

1. DISTRICT: BATTICALOA 2. D.S. DIVISION: KATTANKUDY 3. VILLAGE: KATTANKUDY				
G.S. Division	Occupational Destructions			
	Families	Business Value	Other Value	Total
157C	17	1,236,300	688,400	1,924,700
167A	71	1,211,600	2,774,600	3,986,200
167B	150	4,108,100	10,125,500	14,233,600
167C	51	647,150	3,852,200	4,499,350
TOTAL	289	7,203,150	17,440,700	24,643,850



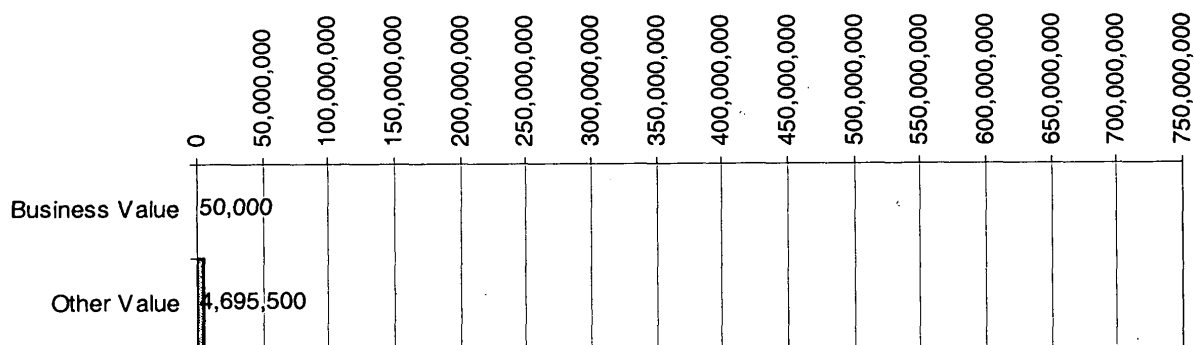
2004 DECEMBER 26 "TSUNAMI"
ASSESSMENT OF DESTRUCTIONS TO MUSLIMS
OCCUPATIONAL DESTRUCTIONS – Tailors

1. DISTRICT: BATTICALOA 2. D.S. DIVISION: KATTANKUDY 3. VILLAGE: ATTANKUDY				
G.S. Division	Occupational Destructors			
	Families	Business Value	Other Value	Total
157C	6	37,000	193,000	230,000
167A	12	121,000	771,500	892,500
167B	42	2,858,500	3,513,000	6,371,500
167C	28	2,372,900	2,292,200	4,665,100
TOTAL	88	5,389,400	6,769,700	12,159,100



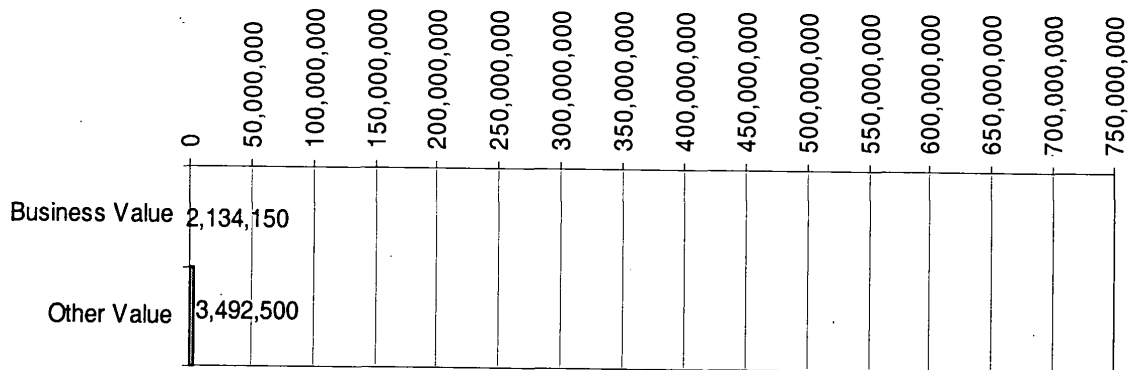
2004 DECEMBER 26 "TSUNAMI"
ASSESSMENT OF DESTRUCTIONS TO MUSLIMS
OCCUPATIONAL DESTRUCTIONS - Teachers

1. DISTRICT: BATTICALOA 2. D.S. DIVISION: KATTANKUDY 3. VILLAGE: KATTANKUDY				
G.S. Division	Occupational Destructons			
	Families	Business Value	Other Value	Total
157C	5	-	596,000	596,000
167A	9	-	720,000	720,000
167B	19	20,000	2,020,000	2,040,000
167C	21	30,000	1,359,500	1,389,500
TOTAL	54	50,000	4,695,500	4,745,500



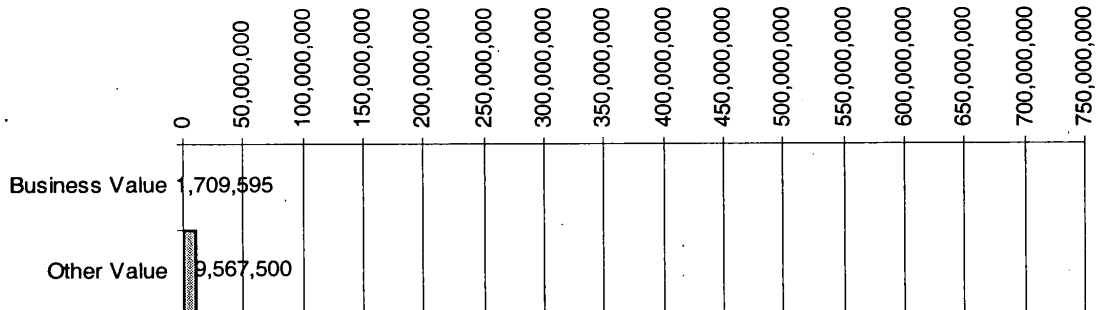
2004 DECEMBER 26 "TSUNAMI"
ASSESSMENT OF DESTRUCTIONS TO MUSLIMS
OCCUPATIONAL DESTRUCTIONS - Weavers

1. DISTRICT: BATTICALOA 2. D.S. DIVISION: KATTANKUDY 3. VILLAGE: KATTANKUDY				
G.S. Division	Occupational Destructiions			
	Families	Business Value	Other Value	Total
167B	41	2,120,650	3,403,500	5,524,150
167C	1	13,500	89,000	102,500
TOTAL	42	2,134,150	3,492,500	5,626,650




**2004 DECEMBER 26 "TSUNAMI"
ASSESSMENT OF DESTRUCTIONS TO MUSLIMS
OCCUPATIONAL DESTRUCTIONS - Others**

1. DISTRICT: BATTICALOA 2. D.S. DIVISION: KATTANKUDY 3. VILLAGE: KATTANKUDY				
G.S. Division	Occupational Destructutions			
	Families	Business Value	Other Value	Total
157C	9	20,000	1,096,000	1,116,000
167A	19	1,165,595	822,500	1,988,095
167B	38	499,000	4,929,000	5,428,000
167C	10	25,000	2,720,000	2,745,000
TOTAL	76	1,709,595	9,567,500	11,277,095



2004 DECEMBER 26 "TSUNAMI"
ASSESSMENT OF DESTRUCTIONS TO MUSLIMS
OCCUPATIONAL DESTRUCTIONS - Occupation Not Given

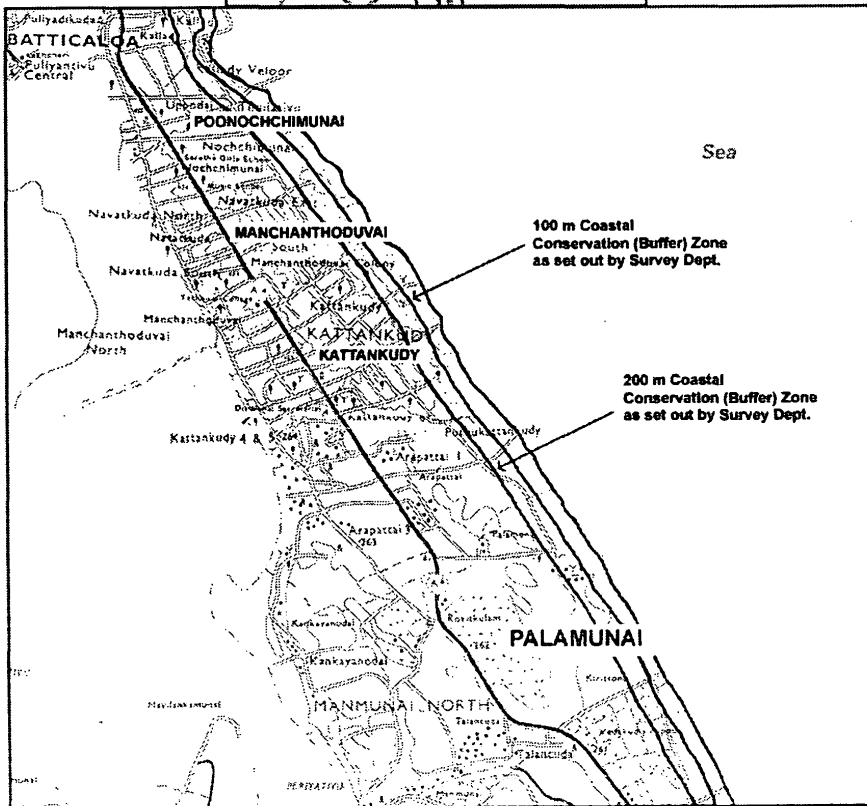
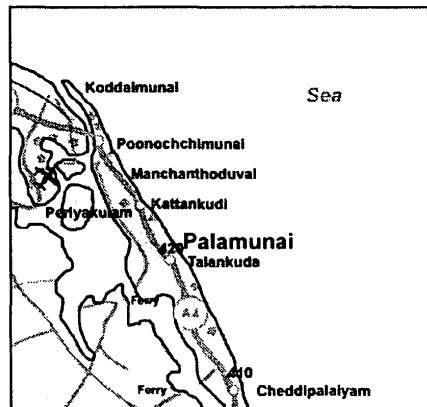
1. DISTRICT: BATTICALOA 2. D.S. DIVISION: KATTANKUDY 3. VILLAGE: KATTANKUDY				
G.S. Division	Occupational Destructons			
	Families	Business Value	Other Value	Total
157C	52	5,000	2,243,150	2,248,150
167A	51	678,200	2,298,750	2,976,950
167B	233	1,265,000	13,108,275	14,373,275
167C	67	146,800	6,149,150	6,295,950
TOTAL	403	2,095,000	23,799,325	25,894,325



2004 DECEMBER 26 "TSUNAMI"

ASSESSMENT OF DESTRUCTIONS TO MUSLIMS IN THE EASTERN PROVINCE SRI LANKA

PALAMUNAI BATTICALOA DISTRICT



MUSLIM RECONSTRUCTION AND RESETTLEMENT ORGANISATION - MRRO
57, Norris Canal Road, Colombo 10, SRI LANKA, TP: 94 11 2697032, Fax: 94 11 2696147, E-mail: muslimrt@sltnet.lk

Tsunami Destructions - Palamunai

1.0 Personal Destructions

Families	Population	Death					Injured				
		F	M	B	G	Total	F	M	B	G	Total
598	2331	5	2	2	11	20	17	10	8	3	38

F-Father, M-Mother, B-Boys, G-Girls

2.0 Residential Destructions

2.1 Fully Damaged

Families	Land Value	House Value	Total
289	Rs. 74,242,100	72,468,900	146,711,000
	US\$ 742,421	724,689	1,467,110

2.2 Partialy Damaged

Families	Land Value	House Value	Total
297	Rs. 73,722,000	56,770,000	130,492,000
	US\$ 737,220	567700	1304920

2.3 Nature of Damage Not Given

Families	Land Value	House Value	Total
5	Rs. 2,550,000	804,270	3,354,270
	US\$ 25500	8042.7	33542.7

2.4 Residential Destructions Total

Families	Land Value	House Value	Total
591	Rs. 150,514,100	130,043,170	280,557,270
	US\$ 1505141	1300431.7	2805572.7

3.0 Occupational Destructions

Families	Business Value	Other Value	Total
598	Rs. 25,441,418	41,211,180	66,652,598
	US\$ 254414.175	412111.8	666525.975

3.1 Businessmen

Families	Business Value	Other Value	Total
94	Rs. 6,065,625	6,629,250	12,694,875
	US\$ 60656.25	66292.5	126948.75

3.2 Casual Labours

Families	Business Value	Other Value	Total
177	Rs. 2,249,500	9,578,650	11,828,150
	US\$ 22495	95786.5	118281.5

3.3 Doctors

Families	Business Value	Other Value	Total
2	Rs. 0	56,000	56,000
	US\$ 0	560	560

3.4 Drivers

Families	Business Value	Other Value	Total
15	Rs. 299,000	1,420,500	1,719,500
	US\$ 2990	14205	17195

3.5 Farmers

Families		Business Value	Other Value	Total
1	Rs.	10,000	35,000	45,000
	US\$	100	350	450

3.6 Fishermen

Families		Business Value	Other Value	Total
127	Rs.	10,961,600	10,648,800	21,610,400
	US\$	109616	106488	216104

3.7 Government, State Employees and Retired

Families		Business Value	Other Value	Total
22	Rs.	401,750	1,658,200	2,059,950
	US\$	4017.5	16582	20599.5

3.8 Skill Labours

Families		Business Value	Other Value	Total
26	Rs.	1,158,050	28,254,500	29,412,550
	US\$	11580.5	282545	294125.5

3.9 Tailors

Families		Business Value	Other Value	Total
6	Rs.	155,000	422,500	577,500
	US\$	1550	4225	5775

3.10 Teachers

Families		Business Value	Other Value	Total
10	Rs.	30,000	735,500	765,500
	US\$	300	7355	7655

3.11 Weavers

Families		Business Value	Other Value	Total
2	Rs.	50,000	118,000	168,000
	US\$	500	1180	1680

3.12 Others

Families		Business Value	Other Value	Total
18	Rs.	2,082,500	2,321,950	4,404,450
	US\$	20825	23219.5	44044.5

3.13 Occupation Not Given

Families		Business Value	Other Value	Total
98	Rs.	1,978,393	5,122,330	7,100,723
	US\$	19,783.93	51,223.30	71,007.23

Total

Rs. **347,209,868**


US\$ **3,472,098.68**

2004 DECEMBER 26 "TSUNAMI"

ASSESSMENT OF DESTRUCTIONS TO MUSLIMS
IN THE EASTERN PROVINCE
SRI LANKA

PERSONAL DESTRUCTIONS

**PALAMUNAI
BATTICALOA DISTRICT**




MUSLIM RECONSTRUCTION AND RESETTLEMENT ORGANISATION - MRRO
57, Norris Canal Road, Colombo 10, SRI LANKA, TP: 94 11 2697032, Fax: 94 11 2696147, E-mail: muslimrt@sltnet.lk

**2004 DECEMBER 26 "TSUNAMI"
ASSESSMENT OF DESTRUCTIONS TO MUSLIMS
PERSONAL DESTRUCTIONS**

1. DISTRICT: BATTICALOA 2. D.S. DIVISION: PALAMUNAI 3. VILLAGE: PALAMUNAI												
G.S. Division	Personal Destructoins											
	Families	Population	Death					Injured				
			F	M	B	G	Total	F	M	B	G	Total
152	537	2126	4	2	2	10	18	14	8	8	3	33
157	61	205	1	0	0	1	2	3	2	0	0	5
TOTAL	598	2331	5	2	2	11	20	17	10	8	3	38

F-Father, M-Mother, B-Boys, G-Girls



2004 DECEMBER 26 "TSUNAMI"

ASSESSMENT OF DESTRUCTIONS TO MUSLIMS
IN THE EASTERN PROVINCE
SRI LANKA

RESIDENTIAL DESTRUCTIONS


**PALAMUNAI
BATTICALOA DISTRICT**



MUSLIM RECONSTRUCTION AND RESETTLEMENT ORGANISATION - MRRO
57, Norris Canal Road, Colombo 10, SRI LANKA, TP: 94 11 2697032, Fax: 94 11 2696147, E-mail: muslimrt@sltnet.lk

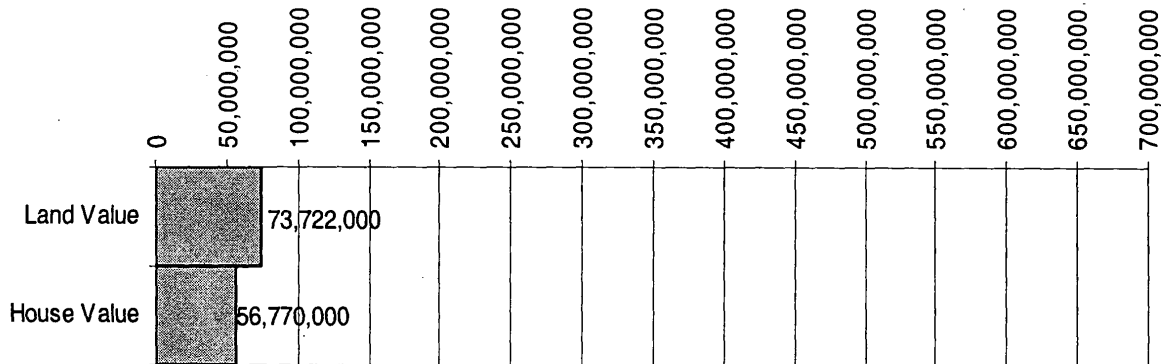
**2004 DECEMBER 26 "TSUNAMI"
ASSESSMENT OF DESTRUCTIONS TO MUSLIMS
RESIDENTIAL DESTRUCTIONS - Fully Damaged**

1. DISTRICT: BATTICALOA 2. D.S. DIVISION: PALAMUNAI 3. VILLAGE: PALAMUNAI				
G.S. Division	Residential Destructiions			
	Families	Land Value	House Value	Total
152	242	59,205,600	61,960,400	121,166,000
157	47	15,036,500	10,508,500	25,545,000
TOTAL	289	74,242,100	72,468,900	146,711,000



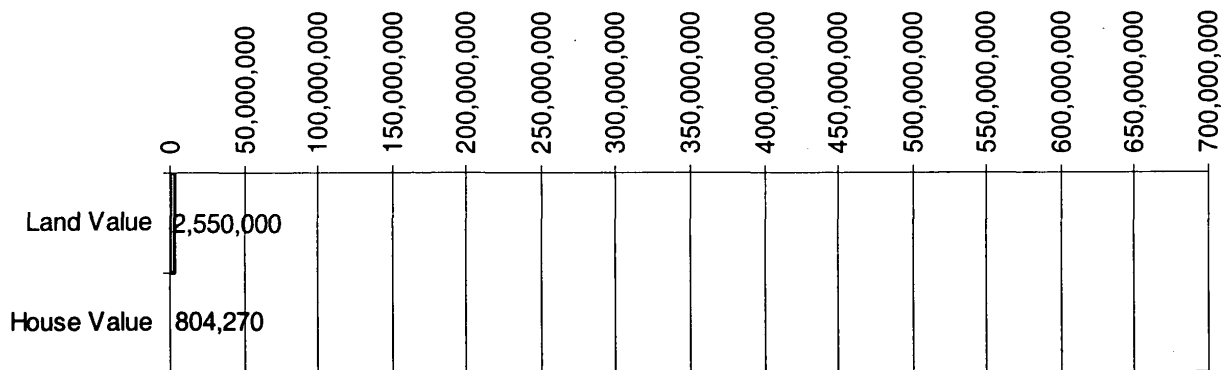
2004 DECEMBER 26 "TSUNAMI"
ASSESSMENT OF DESTRUCTIONS TO MUSLIMS
RESIDENTIAL DESTRUCTIONS - Partially Damaged

1. DISTRICT: BATTICALOA 2. D.S. DIVISION: PALAMUNAI 3. VILLAGE: PALAMUNAI				
G.S. Division	Residential Destructions			
	Families	Land Value	House Value	Total
152	287	70,522,000	55,465,000	125,987,000
157	10	3,200,000	1,305,000	4,505,000
TOTAL	297	73,722,000	56,770,000	130,492,000



2004 DECEMBER 26 "TSUNAMI"
ASSESSMENT OF DESTRUCTIONS TO MUSLIMS
RESIDENTIAL DESTRUCTIONS - Nature of Damages not given

1. DISTRICT: BATTICALOA 2. D.S. DIVISION: PALAMUNAI 3. VILLAGE: PALAMUNAI				
G.S. Division	Residential Destructiions			
	Families	Land Value	House Value	Total
152	5	2,550,000	804,270	3,354,270
TOTAL	5	2,550,000	804,270	3,354,270



2004 DECEMBER 26 "TSUNAMI"

ASSESSMENT OF DESTRUCTIONS TO MUSLIMS
IN THE EASTERN PROVINCE
SRI LANKA

OCCUPATIONAL DESTRUCTIONS

**PALAMUNAI
BATTICALOA DISTRICT**

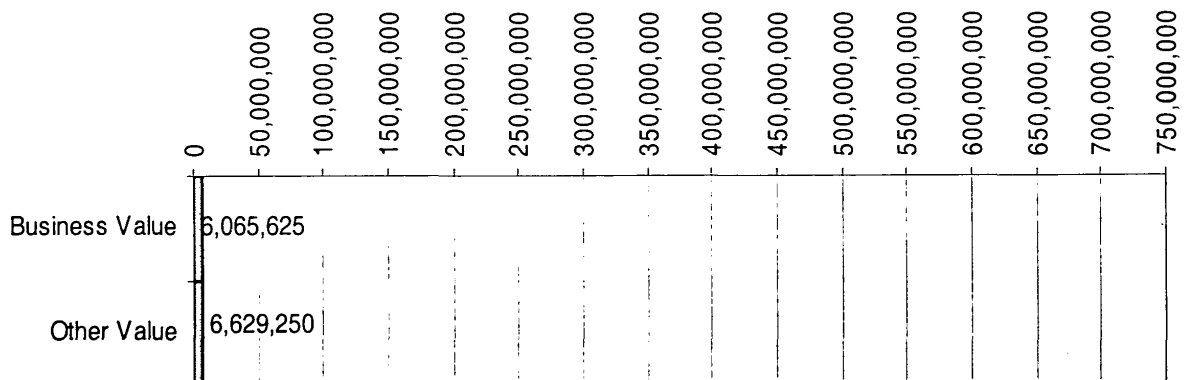


MUSLIM RECONSTRUCTION AND RESETTLEMENT ORGANISATION - MRRO

57, Norris Canal Road, Colombo 10, SRI LANKA, TP: 94 11 2697032, Fax: 94 11 2696147, E-mail: muslimrt@sltnet.lk

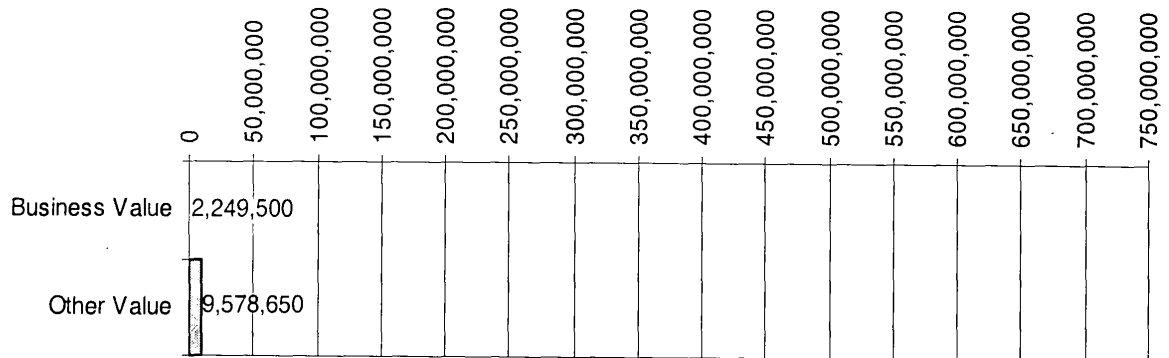
2004 DECEMBER 26 "TSUNAMI"
ASSESSMENT OF DESTRUCTIONS TO MUSLIMS
OCCUPATIONAL DESTRUCTIONS - Businessmen

1. DISTRICT: BATTICALOA 2. D.S. DIVISION: PALAMUNAI 3. VILLAGE: PALAMUNAI				
G.S. Division	Occupational Destructons			
	Families	Business Value	Other Value	Total
152	81	5,856,450	5,911,900	11,768,350
157	13	209,175	717,350	926,525
TOTAL	94	6,065,625	6,629,250	12,694,875




**2004 DECEMBER 26 "TSUNAMI"
ASSESSMENT OF DESTRUCTIONS TO MUSLIMS
OCCUPATIONAL DESTRUCTIONS - Casual Labors**

1. DISTRICT: BATTICALOA 2. D.S. DIVISION: PALAMUNAI 3. VILLAGE: PALAMUNAI				
G.S. Division	Occupational Destructons			
	Families	Business Value	Other Value	Total
152	156	1,996,500	8,375,150	10,371,650
157	21	253,000	1,203,500	1,456,500
TOTAL	177	2,249,500	9,578,650	11,828,150




2004 DECEMBER 26 "TSUNAMI"
ASSESSMENT OF DESTRUCTIONS TO MUSLIMS
OCCUPATIONAL DESTRUCTIONS – Doctors

1. DISTRICT: BATTICALOA 2. D.S. DIVISION: PALAMUNAI 3. VILLAGE: PALAMUNAI				
G.S. Division	Occupational Destructors			
	Families	Business Value	Other Value	Total
152	1	-	31,000	31,000
157	1	-	25,000	25,000
TOTAL	2	-	56,000	56,000



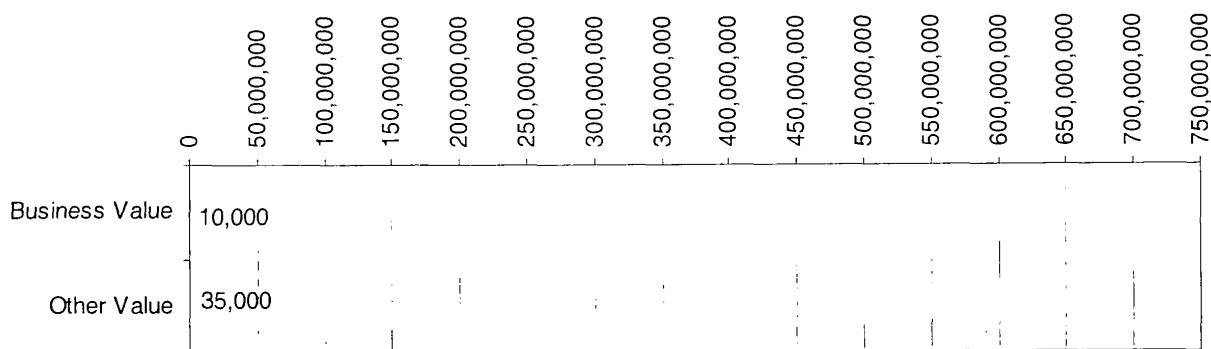
2004 DECEMBER 26 "TSUNAMI"
ASSESSMENT OF DESTRUCTIONS TO MUSLIMS
OCCUPATIONAL DESTRUCTIONS - Drivers

1. DISTRICT: BATTICALOA 2. D.S. DIVISION: PALAMUNAI 3. VILLAGE: PALAMUNAI				
G.S. Division	Occupational Destructors			
	Families	Business Value	Other Value	Total
152	11	299,000	1,258,000	1,557,000
157	4	-	162,500	162,500
TOTAL	15	299,000	1,420,500	1,719,500



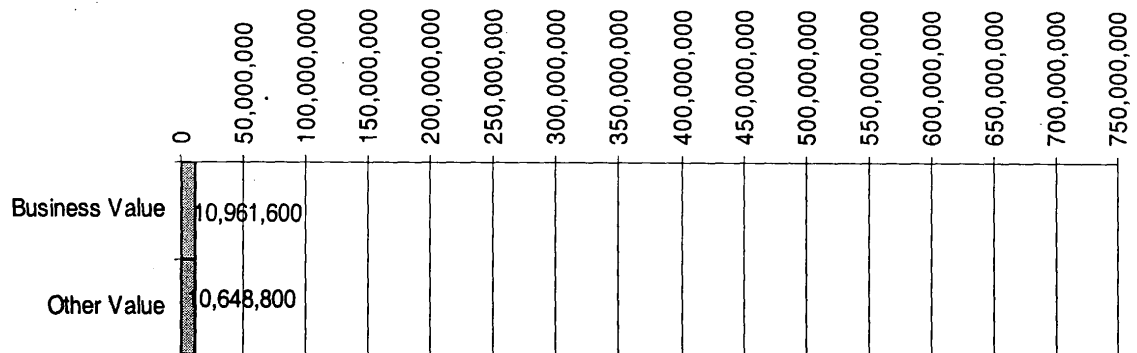
2004 DECEMBER 26 "TSUNAMI"
ASSESSMENT OF DESTRUCTIONS TO MUSLIMS
OCCUPATIONAL DESTRUCTIONS - Farmers

1. DISTRICT: BATTICALOA 2. D.S. DIVISION: PALAMUNAI 3. VILLAGE: PALAMUNAI				
G.S. Division	Occupational Destructutions			
	Families	Business Value	Other Value	Total
152	1	10,000	35,000	45,000
TOTAL	1	10,000	35,000	45,000



2004 DECEMBER 26 "TSUNAMI"
ASSESSMENT OF DESTRUCTIONS TO MUSLIMS
OCCUPATIONAL DESTRUCTIONS - Fishermen

1. DISTRICT: BATTICALOA 2. D.S. DIVISION: PALAMUNAI 3. VILLAGE: PALAMUNAI				
G.S. Division	Occupational Destructons			
	Families	Business Value	Other Value	Total
152	126	10,913,600	10,624,800	21,538,400
157	1	48,000	24,000	72,000
TOTAL	127	10,961,600	10,648,800	21,610,400




2004 DECEMBER 26 "TSUNAMI"

ASSESSMENT OF DESTRUCTIONS TO MUSLIMS

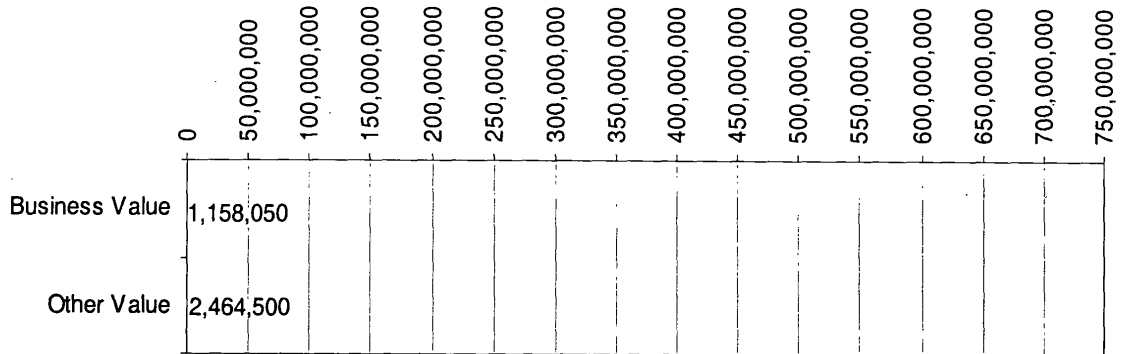
OCCUPATIONAL DESTRUCTIONS - Government, State Employees and Retired

1. DISTRICT: BATTICALOA 2. D.S. DIVISION: PALAMUNAI 3. VILLAGE: PALAMUNAI				
G.S. Division	Occupational Destructons			
	Families	Business Value	Other Value	Total
152	21	401,750	1,647,700	2,049,450
157	1	-	10,500	10,500
TOTAL	22	401,750	1,658,200	2,059,950




2004 DECEMBER 26 "TSUNAMI"
ASSESSMENT OF DESTRUCTIONS TO MUSLIMS
OCCUPATIONAL DESTRUCTIONS - Skill Labors

1. DISTRICT: BATTICALOA 2. D.S. DIVISION: PALAMUNAI 3. VILLAGE: PALAMUNAI				
G.S. Division	Occupational Destructions			
	Families	Business Value	Other Value	Total
152	23	780,550	1,430,500	2,211,050
157	3	377,500	1,034,000	1,411,500
TOTAL	26	1,158,050	2,464,500	3,622,550




2004 DECEMBER 26 "TSUNAMI"
ASSESSMENT OF DESTRUCTIONS TO MUSLIMS
OCCUPATIONAL DESTRUCTIONS – Tailors

1. DISTRICT: BATTICALOA 2. D.S. DIVISION: PALAMUNAI 3. VILLAGE: PALAMUNAI				
G.S. Division	Occupational Destructons			
	Families	Business Value	Other Value	Total
152	6	155,000	422,500	577,500
TOTAL	6	155,000	422,500	577,500



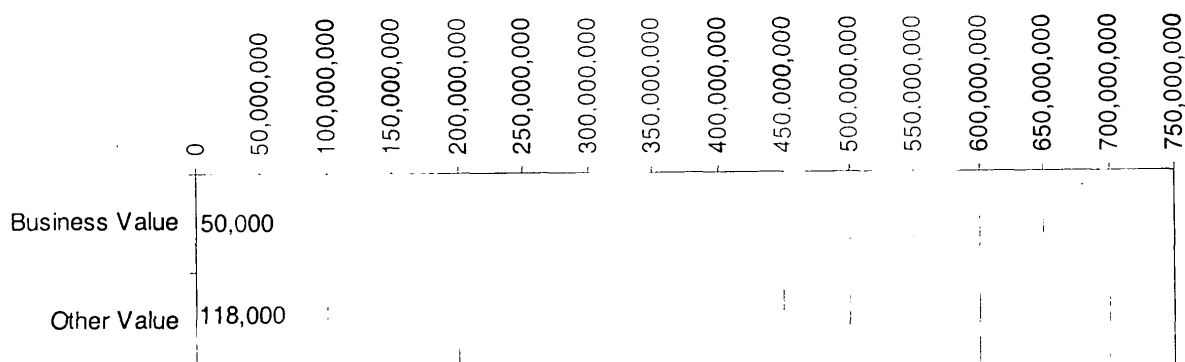
2004 DECEMBER 26 "TSUNAMI"
ASSESSMENT OF DESTRUCTIONS TO MUSLIMS
OCCUPATIONAL DESTRUCTIONS - Teachers

1. DISTRICT: BATTICALOA 2. D.S. DIVISION: PALAMUNAI 3. VILLAGE: PALAMUNAI				
G.S. Division	Occupational Destructors			
	Families	Business Value	Other Value	Total
152	9	30,000	595,500	625,500
157	1	-	140,000	140,000
TOTAL	10	30,000	735,500	765,500




2004 DECEMBER 26 "TSUNAMI"
ASSESSMENT OF DESTRUCTIONS TO MUSLIMS
OCCUPATIONAL DESTRUCTIONS – Weavers

1. DISTRICT: BATTICALOA 2. D.S. DIVISION: PALAMUNAI 3. VILLAGE: PALAMUNAI				
G.S. Division	Occupational Destructons			
	Families	Business Value	Other Value	Total
152	1	50,000	15,000	65,000
157	1	-	103,000	103,000
TOTAL	2	50,000	118,000	168,000



2004 DECEMBER 26 "TSUNAMI"
ASSESSMENT OF DESTRUCTIONS TO MUSLIMS
OCCUPATIONAL DESTRUCTIONS – Others

1. DISTRICT: BATTICALOA 2. D.S. DIVISION: PALAMUNAI 3. VILLAGE: PALAMUNAI				
G.S. Division	Occupational Destructors			
	Families	Business Value	Other Value	Total
152	16	2,034,500	2,046,450	4,080,950
157	2	48,000	275,500	323,500
TOTAL	18	2,082,500	2,321,950	4,404,450



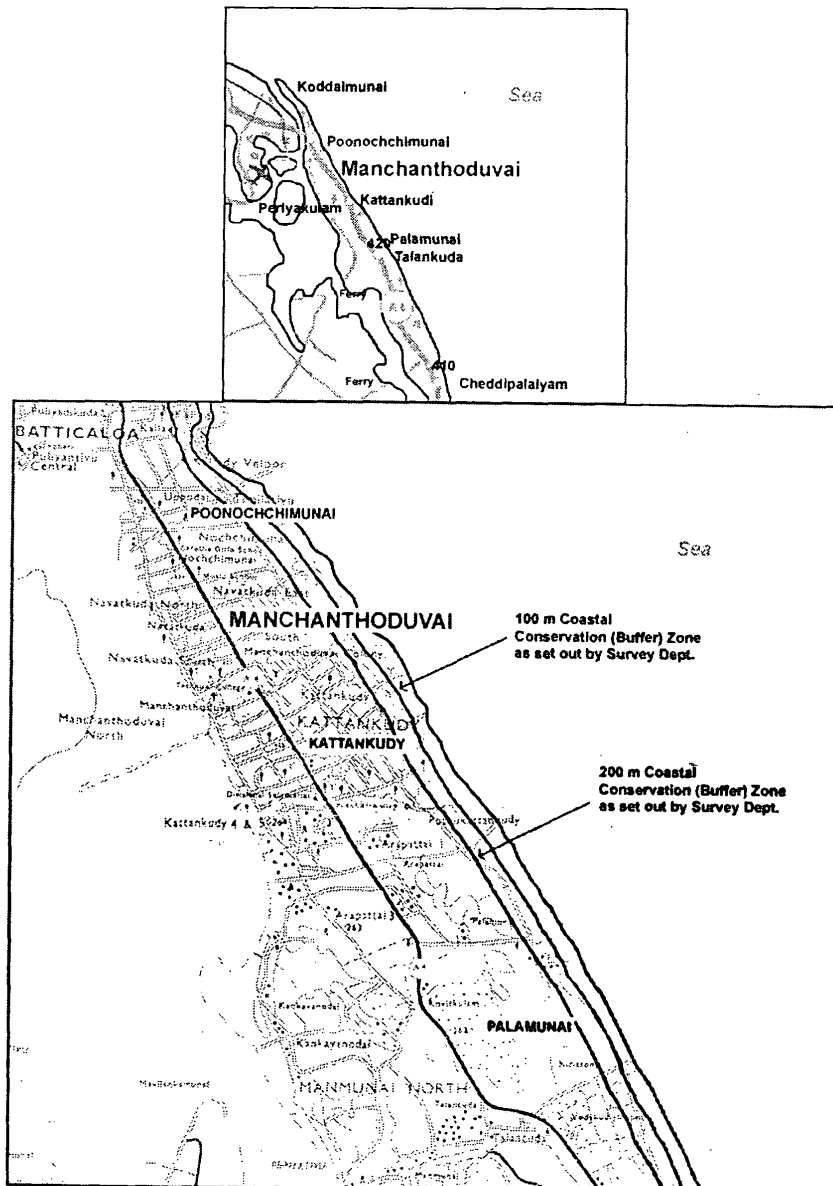
2004 DECEMBER 26 "TSUNAMI"
ASSESSMENT OF DESTRUCTIONS TO MUSLIMS
OCCUPATIONAL DESTRUCTIONS - Occupation Not Given

1. DISTRICT: BATTICALOA 2. D.S. DIVISION: PALAMUNAI 3. VILLAGE: PALAMUNAI				
G.S. Division	Occupational Destructutions			
	Families	Business Value	Other Value	Total
152	85	1,978,393	4,110,530	6,088,923
157	13	-	1,011,800	1,011,800
TOTAL	98	1,978,393	5,122,330	7,100,723

2004 DECEMBER 26 "TSUNAMI"

ASSESSMENT OF DESTRUCTIONS TO MUSLIMS
IN THE EASTERN PROVINCE
SRI LANKA

**MANCHANTHODUVAI
BATTICALOA DISTRICT**



MUSLIM RECONSTRUCTION AND RESETTLEMENT ORGANISATION - MRRO
57, Norris Canal Road, Colombo 10, SRI LANKA, TP: 94 11 2697032, Fax: 94 11 2696147, E-mail: muslimrt@sltnet.lk

Tsunami Destructions – Manchanthoduvai

1.0 Personal Destructions

Families	Population	Death					Injured				
		F	M	B	G	Total	F	M	B	G	Total
31	125	0	0	0	0	0	2	0	0	0	2

F-Father, M-Mother, B-Boys, G-Girls

2.0 Residential Destructions

2.1 Fully Damaged

Families	Land Value	House Value	Total
11	Rs. 3,805,000	545,000	4,350,000
	US\$ 38,050	5,450	43,500

2.2 Partialy Damaged

Families	Land Value	House Value	Total
17	Rs. 3,161,000	1,275,000	4,436,000
	US\$ 31,610	12750	44360

2.3 Residential Destructions Total

Families	Land Value	House Value	Total
28	Rs. 6,966,000	1,820,000	8,786,000
	US\$ 69660	18200	87860

3.0 Occupational Destructions

Families	Business Value	Other Value	Total
31	Rs. 1,060,500	986,000	2,046,500
	US\$ 10605	9860	20465

3.1 Businessmen

Families	Business Value	Other Value	Total
5	Rs. 143,000	187,000	330,000
	US\$ 1430	1870	3300

3.2 Casual Labours

Families	Business Value	Other Value	Total
9	Rs. 75,000	322,000	397,000
	US\$ 750	3220	3970

3.3 Drivers

Families	Business Value	Other Value	Total
1	Rs. 0	34,500	34,500
	US\$ 0	345	345

3.4 Farmers

Families	Business Value	Other Value	Total
1	Rs. 25,000	10,000	35,000
	US\$ 250	100	350

3.5 Fishermen

Families	Business Value	Other Value	Total
6	Rs. 538,000	119,000	657,000
	US\$ 5380	1190	6570

3.6 Government, State Employees and Retired

Families		Business Value	Other Value	Total
1	Rs.	0	15,000	15,000
	US\$	0	150	150

3.7 Skill Labours

Families		Business Value	Other Value	Total
1	Rs.	0	107,000	107,000
	US\$	0	1070	1070

3.8 Tailors

Families		Business Value	Other Value	Total
2	Rs.	21,000	67,000	88,000
	US\$	210	670	880

3.9 Teachers

Families		Business Value	Other Value	Total
1	Rs.	0	72,000	72,000
	US\$	0	720	720

3.10 Others

Families		Business Value	Other Value	Total
1	Rs.	0	10,000	10,000
	US\$	0	100	100

3.11 Occupation Not Given

Families		Business Value	Other Value	Total
3	Rs.	258,500	42,500	301,000
	US\$	2,585.00	425.00	3,010.00

Total			Rs.	10,832,500
			US\$	108,325.00

2004 DECEMBER 26 "TSUNAMI"

ASSESSMENT OF DESTRUCTIONS TO MUSLIMS
IN THE EASTERN PROVINCE
SRI LANKA

PERSONAL DESTRUCTIONS

**MANCHANTHODUVAI
BATTICALOA DISTRICT**




MUSLIM RECONSTRUCTION AND RESETTLEMENT ORGANISATION - MRRO
57, Norris Canal Road, Colombo 10, SRI LANKA, TP: 94 11 2697032, Fax: 94 11 2696147, E-mail: muslimrt@sltnet.lk

**2004 DECEMBER 26 "TSUNAMI"
ASSESSMENT OF DESTRUCTIONS TO MUSLIMS
PERSONAL DESTRUCTIONS**

1. DISTRICT: BATTICALOA 2. D.S. DIVISION: MANCHANTHODUVAI 3.VILLAGE: MANCHANTHODUVAI												
G.S. Division	Personal Destructions											
	Families	Population	Death					Injured				
			F	M	B	G	Total	F	M	B	G	Total
168A	31	125	0	0	0	0	0	2	0	0	0	2
TOTAL	31	125	0	0	0	0	0	2	0	0	0	2

F-Father, M-Mother, B-Boys, G-Girls



2004 DECEMBER 26 "TSUNAMI"

ASSESSMENT OF DESTRUCTIONS TO MUSLIMS
IN THE EASTERN PROVINCE
SRI LANKA

RESIDENTIAL DESTRUCTIONS

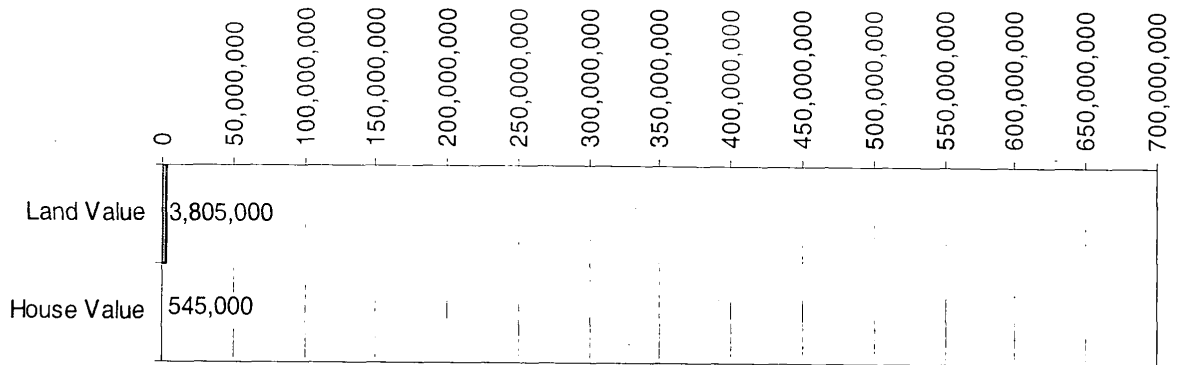
**MANCHANTHODUVAI
BATTICALOA DISTRICT**



MUSLIM RECONSTRUCTION AND RESETTLEMENT ORGANISATION - MRRO
57, Norris Canal Road, Colombo 10, SRI LANKA, TP: 94 11 2697032, Fax: 94 11 2696147, E-mail: muslimrt@sltnet.lk


2004 DECEMBER 26 "TSUNAMI"
ASSESSMENT OF DESTRUCTIONS TO MUSLIMS
RESIDENTIAL DESTRUCTIONS - Fully Damaged

1. DISTRICT: BATTICALOA . D.S. DIVISION: MANICHANTHODUVAI 3. VILLAGE: ANCHANTHODUVAI				
G.S. Division	Residential Destructiions			
	Families	Land Value	House Value	Total
168A	11	3.805 000	545,000	4,350,000
TOTAL	11	3,805.000	545,000	4,350,000




2004 DECEMBER 26 "TSUNAMI"
ASSESSMENT OF DESTRUCTIONS TO MUSLIMS
RESIDENTIAL DESTRUCTIONS - Partially Damaged

1. DISTRICT: BATTICALOA 2. D.S. DIVISION: MANCHANTHODUVAI 3. VILLAGE: MANCHANTHODUVAI				
G.S. Division	Residential Destructiions			
	Families	Land Value	House Value	Total
168A	17	3,161,000	1,275,000	4,436,000
TOTAL	17	3,161,000	1,275,000	4,436,000



2004 DECEMBER 26 "TSUNAMI"
ASSESSMENT OF DESTRUCTIONS TO MUSLIMS
RESIDENTIAL DESTRUCTIONS - Nature of Damages not given

1. DISTRICT: BATTICALOA 2. D.S. DIVISION: MANCHANTHODUVAI 3. VILLAGE: ANCHANTHODUVAI				
G.S. Division	Residential Destructiions			
	Families	Land Value	House Value	Total
168A	17	3,161,000	1,275,000	4,436,000
TOTAL	17	3,161,000	1,275,000	4,436,000



2004 DECEMBER 26 "TSUNAMI"

ASSESSMENT OF DESTRUCTIONS TO MUSLIMS
IN THE EASTERN PROVINCE
SRI LANKA

OCCUPATIONAL DESTRUCTIONS


**MANCHANTHODUVAI
BATTICALOA DISTRICT**



MUSLIM RECONSTRUCTION AND RESETTLEMENT ORGANISATION - MRRO
57, Norris Canal Road, Colombo 10, SRI LANKA, TP: 94 11 2697032, Fax: 94 11 2696147, E-mail: muslimrt@slt.net.lk


**2004 DECEMBER 26 "TSUNAMI"
ASSESSMENT OF DESTRUCTIONS TO MUSLIMS
OCCUPATIONAL DESTRUCTIONS - Businessmen**

1. DISTRICT: BATTICALOA 2. D.S. DIVISION: MANCHANTHODUVAI 3. VILLAGE: ANCHANTHODUVAI				
G.S. Division	Occupational Destructons			
	Families	Business Value	Other Value	Total
168A	5	143,000	187,000	330,000
TOTAL	5	143,000	187,000	330,000



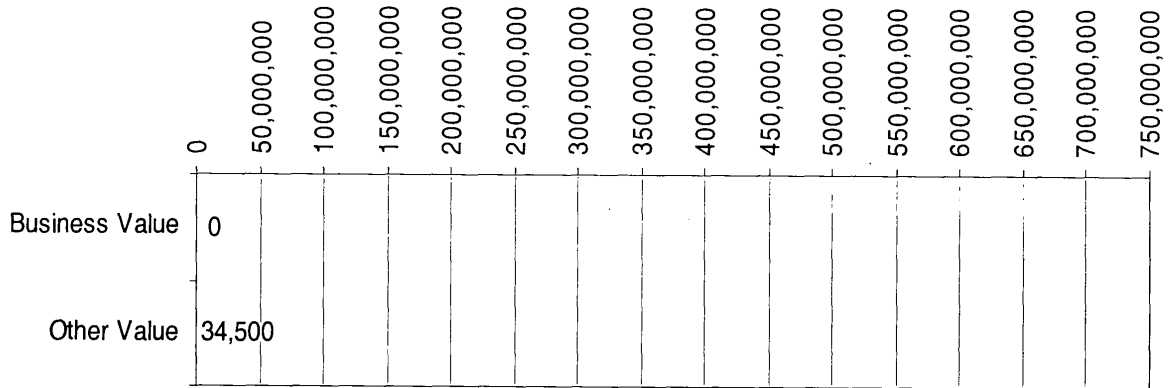
2004 DECEMBER 26 "TSUNAMI"
ASSESSMENT OF DESTRUCTIONS TO MUSLIMS
OCCUPATIONAL DESTRUCTIONS - Casual Labors

1. DISTRICT: BATTICALOA 2. D.S. DIVISION: MANCHANTHODUVAI 3. VILLAGE: MANCHANTHODUVAI				
G.S. Division	Occupational Destructors			
	Families	Business Value	Other Value	Total
168A	9	75,000	322,000	397,000
TOTAL	9	75,000	322,000	397,000




**2004 DECEMBER 26 "TSUNAMI"
ASSESSMENT OF DESTRUCTIONS TO MUSLIMS
OCCUPATIONAL DESTRUCTIONS - Drivers**

1. DISTRICT: BATTICALOA 2. D.S. DIVISION: MANCHANTHODUVAI 3. VILLAGE: MANCHANTHODUVAI				
G.S. Division	Occupational Destructors			
	Families	Business Value	Other Value	Total
168A	1	-	34,500	34,500
TOTAL	1	-	34,500	34,500



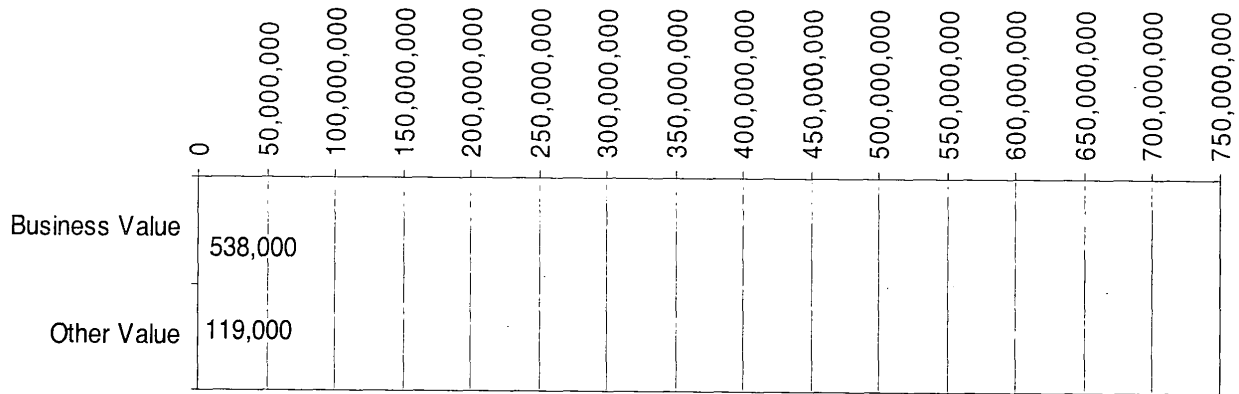
2004 DECEMBER 26 "TSUNAMI"
ASSESSMENT OF DESTRUCTIONS TO MUSLIMS
OCCUPATIONAL DESTRUCTIONS - Farmers

1. DISTRICT: BATTICALOA 2. D.S. DIVISION: MANCHANTHODUVAI 3. VILLAGE: MANCHANTHODUVAI				
G.S. Division	Occupational Destructons			
	Families	Business Value	Other Value	Total
168A	1	25,000	10,000	35,000
TOTAL	1	25,000	10,000	35,000



2004 DECEMBER 26 "TSUNAMI"
ASSESSMENT OF DESTRUCTIONS TO MUSLIMS
OCCUPATIONAL DESTRUCTIONS - Fishermen

1. DISTRICT: BATTICALOA	2. D.S. DIVISION: MANCHANTHODUVAI		3. VILLAGE: MANCHANTHODUVAI	
G.S. Division	Occupational Destructons			
	Families	Business Value	Other Value	Total
168A	6	538,000	119,000	657,000
TOTAL	6	538,000	119,000	657,000




2004 DECEMBER 26 "TSUNAMI"

ASSESSMENT OF DESTRUCTIONS TO MUSLIMS

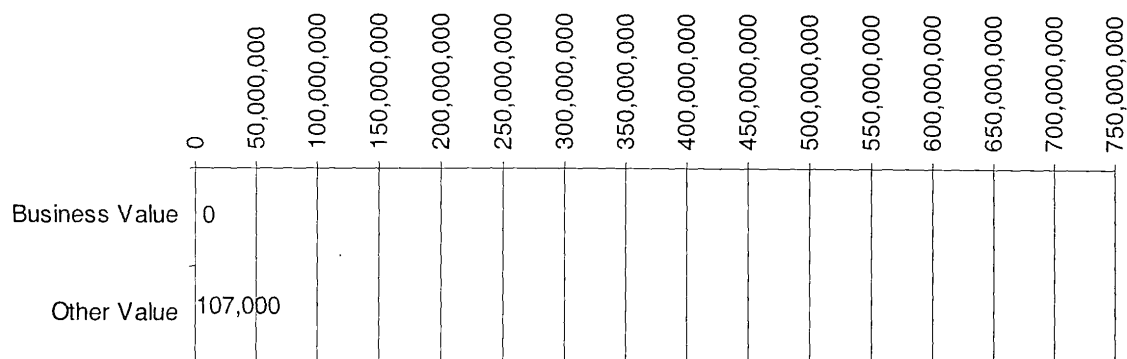
OCCUPATIONAL DESTRUCTIONS - Government, State Employees and Retired

1. DISTRICT: BATTICALOA 2. D.S. DIVISION: MANCHANTHODUVAI 3. VILLAGE: MANCHANTHODUVAI				
G.S. Division	Occupational Destructons			
	Families	Business Value	Other Value	Total
168A	1	-	15,000	15,000
TOTAL	1	-	15,000	15,000



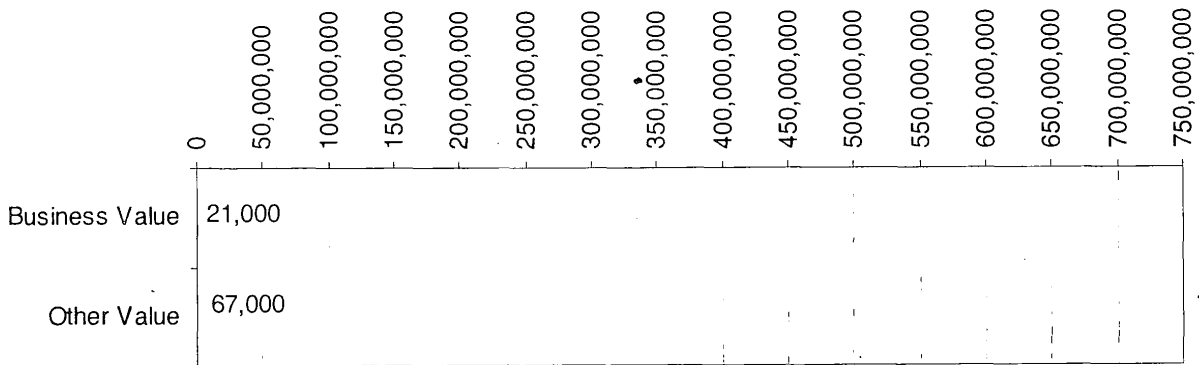
**2004 DECEMBER 26 "TSUNAMI"
ASSESSMENT OF DESTRUCTIONS TO MUSLIMS
OCCUPATIONAL DESTRUCTIONS - Skill Labors**

1. DISTRICT: BATTICALOA 2. D.S. DIVISION: MANCHANTHODUVAI 3. VILLAGE: MANCHANTHODUVAI				
G.S. Division	Occupational Destructons			
	Families	Business Value	Other Value	Total
168A	1	-	107,000	107,000
TOTAL	1	-	107,000	107,000




2004 DECEMBER 26 "TSUNAMI"
ASSESSMENT OF DESTRUCTIONS TO MUSLIMS
OCCUPATIONAL DESTRUCTIONS - Tailors

1. DISTRICT: BATTICALOA 2. D.S. DIVISION: MANCHANTHODUVAI 3. VILLAGE: MANCHANTHODUVAI				
G.S. Division	Occupational Destructons			
	Families	Business Value	Other Value	Total
168A	2	21,000	67,000	88,000
TOTAL	2	21,000	67,000	88,000




2004 DECEMBER 26 "TSUNAMI"
ASSESSMENT OF DESTRUCTIONS TO MUSLIMS
OCCUPATIONAL DESTRUCTIONS - Teachers

1. DISTRICT: BATTICALOA 2. D.S. DIVISION: MANCHANTHODUVAI 3. VILLAGE: MANCHANTHODUVAI				
G.S. Division	Occupational Destructors			
	Families	Business Value	Other Value	Total
168A	1	-	72,000	72,000
TOTAL	1	-	72,000	72,000



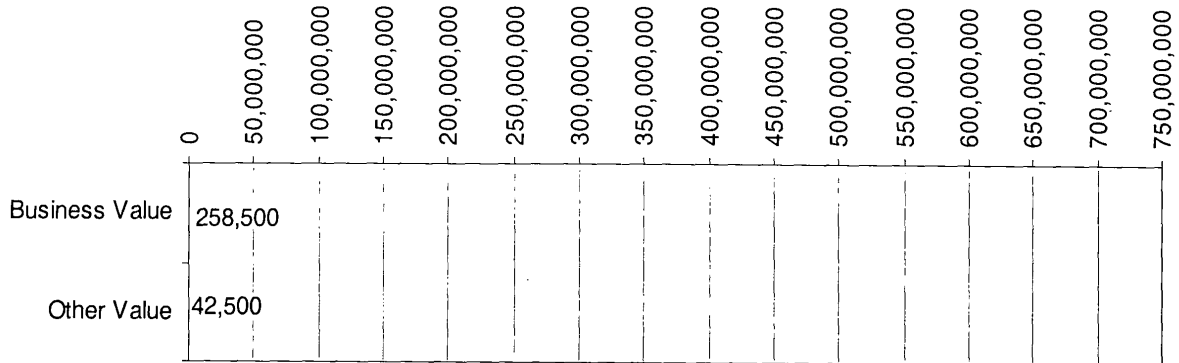
2004 DECEMBER 26 "TSUNAMI"
ASSESSMENT OF DESTRUCTIONS TO MUSLIMS
OCCUPATIONAL DESTRUCTIONS - Others

1. DISTRICT: BATTICALOA 2. D.S. DIVISION: MANCHANTHODUVAI 3. VILLAGE: MANCHANTHODUVAI				
G.S. Division	Occupational Destructutions			
	Families	Business Value	Other Value	Total
168A	1	-	10,000	10,000
TOTAL	1	-	10,000	10,000



2004 DECEMBER 26 "TSUNAMI"
ASSESSMENT OF DESTRUCTIONS TO MUSLIMS
OCCUPATIONAL DESTRUCTIONS - Occupation Not Given

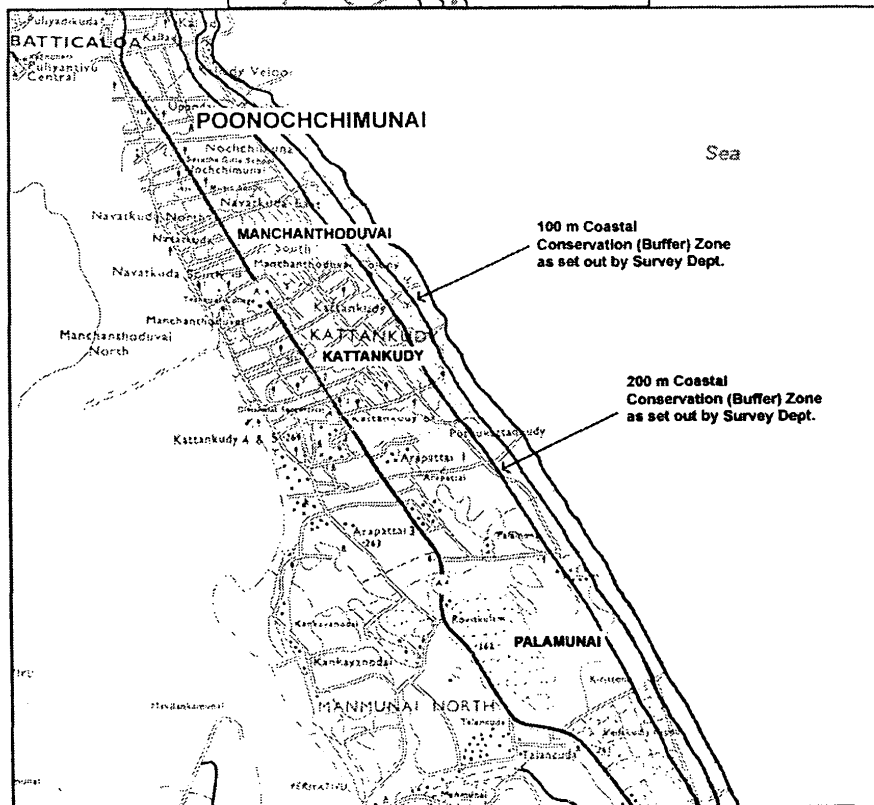
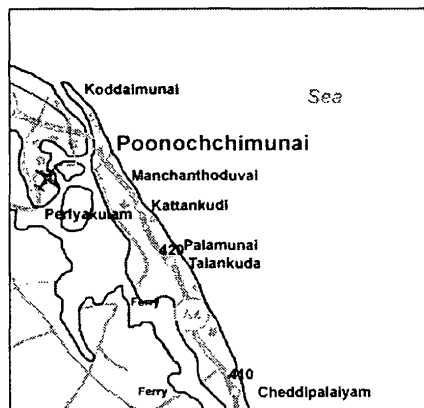
1. DISTRICT: BATTICALOA 2. D.S. DIVISION: MANCHANTHODUVAI 3. VILLAGE: MANCHANTHODUVAI				
G.S. Division	Occupational Destructons			
	Families	Business Value	Other Value	Total
168A	3	258,500	42,500	301,000
TOTAL	3	258,500	42,500	301,000



2004 DECEMBER 26 "TSUNAMI"

ASSESSMENT OF DESTRUCTIONS TO MUSLIMS
IN THE EASTERN PROVINCE
SRI LANKA

**POONOHCHIMUNAI
BATTICALOA DISTRICT**



MUSLIM RECONSTRUCTION AND RESETTLEMENT ORGANISATION - MRRO
57, Norris Canal Road, Colombo 10, SRI LANKA, TP: 94 11 2697032, Fax: 94 11 2696147, E-mail: muslimrt@sltnet.lk

Tsunami Destructions – Poonochchimunai

1.0 Personal Destructions

Families	Population	Death					Injured				
		F	M	B	G	Total	F	M	B	G	Total
182	645	0	0	0	0	0	7	4	1	0	12

F-Father, M-Mother, B-Boys, G-Girls

2.0 Residential Destructions

2.1 Fully Damaged

Families	Land Value	House Value	Total
122	Rs. 70,329,100	27,218,700	97,547,800
	US\$ 703,291	272,187	975,478

2.2 Partially Damaged

Families	Land Value	House Value	Total
36	Rs. 15,395,000	12,227,500	27,622,500
	US\$ 153,950	122,275	276,225

2.3 Nature of Damage Not Given

Families	Land Value	House Value	Total
7	Rs. 4,020,000	1,116,620	5,136,620
	US\$ 40,200	111,662	513,662

2.4 Residential Destructions Total

Families	Land Value	House Value	Total
165	Rs. 89,744,100	40,562,820	130,306,920
	US\$ 897,441	405,628.2	1,303,069.2

3.0 Occupational Destructions

Families	Business Value	Other Value	Total
182	Rs. 30,121,520	18,200,150	48,321,670
	US\$ 301,215.2	18,200.5	483,216.7

3.1 Businessmen

Families	Business Value	Other Value	Total
27	Rs. 1,150,000	2,732,100	3,882,100
	US\$ 11,500	27,321	38,821

3.2 Casual Labours

Families	Business Value	Other Value	Total
19	Rs. 65,000	1,183,850	1,248,850
	US\$ 650	11,838.5	12,488.5

3.3 Doctors

Families	Business Value	Other Value	Total
1	Rs. 0	50,000	50,000
	US\$ 0	500	500

3.4 Drivers

Families	Business Value	Other Value	Total
1	Rs. 20,000	170,000	190,000
	US\$ 200	1,700	1,900

3.5 Farmers

Families		Business Value	Other Value	Total
6	Rs.	722,500	572,800	1,295,300
	US\$	7225	5728	12953

3.6 Fishermen

Families		Business Value	Other Value	Total
82	Rs.	22,620,400	9,332,400	31,952,800
	US\$	226204	93324	319528

3.7 Government, State Employees and Retired

Families		Business Value	Other Value	Total
8	Rs.	1,655,620	1,508,600	3,164,220
	US\$	16556.2	15086	31642.2

3.8 Tailors

Families		Business Value	Other Value	Total
3	Rs.	18,000	295,000	313,000
	US\$	180	2950	3130

3.9 Teachers

Families		Business Value	Other Value	Total
6	Rs.	2,660,000	304,500	2,964,500
	US\$	26600	3045	29645

3.10 Others

Families		Business Value	Other Value	Total
5	Rs.	60,000	368,100	428,100
	US\$	600	3681	4281

3.11 Occupation Not Given

Families		Business Value	Other Value	Total
24	Rs.	1,150,000	1,682,800	2,832,800
	US\$	11,500.00	16,828.00	28,328.00


Total			Rs.	178,628,590
			US\$	1,786,285.90

2004 DECEMBER 26 "TSUNAMI"

ASSESSMENT OF DESTRUCTIONS TO MUSLIMS
IN THE EASTERN PROVINCE
SRI LANKA

PERSONAL DESTRUCTIONS

**POONCHCHIMUNAI
BATTICALOA DISTRICT**

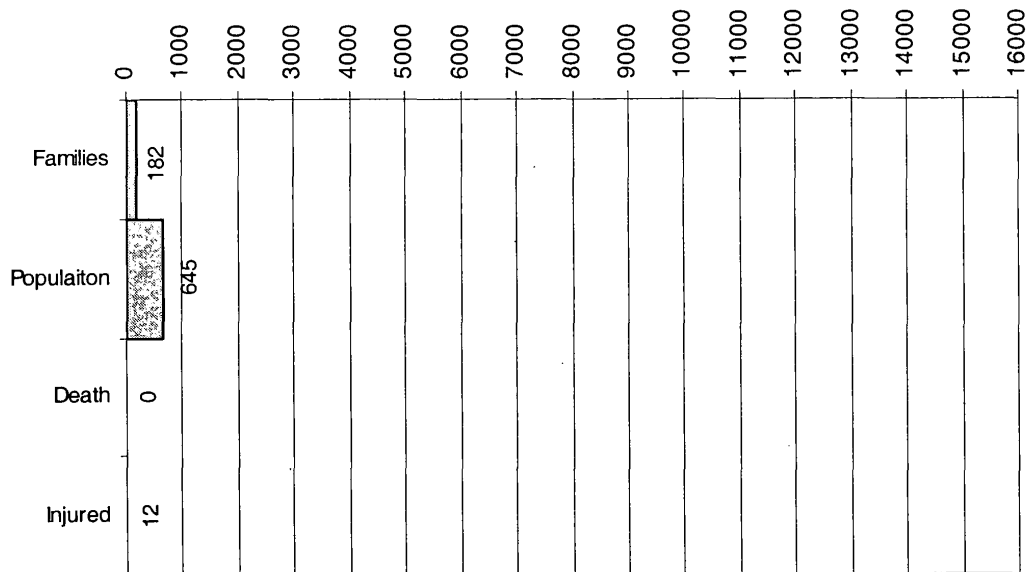


MUSLIM RECONSTRUCTION AND RESETTLEMENT ORGANISATION - MRRO
57, Norris Canal Road, Colombo 10, SRI LANKA, TP: 94 11 2697032, Fax: 94 11 2696147, E-mail: muslimrt@sltnet.lk

2004 DECEMBER 26 "TSUNAMI"
ASSESSMENT OF DESTRUCTIONS TO MUSLIMS
PERSONAL DESTRUCTIONS

1. DISTRICT: BATTICALOA 2. D.S. DIVISION: POONCHCHIMUNAI 3. VILLAGE: POONCHCHIMUNAI												
G.S. Division	Personal Destructions											
	Families	Population	Death					Injured				
			F	M	B	G	Total	F	M	B	G	Total
171A	182	645	0	0	0	0	0	7	4	1	0	12
TOTAL	182	645	0	0	0	0	0	7	4	1	0	12

F-Father, M-Mother, B-Boys, G-Girls



2004 DECEMBER 26 "TSUNAMI"

ASSESSMENT OF DESTRUCTIONS TO MUSLIMS
IN THE EASTERN PROVINCE
SRI LANKA

RESIDENTIAL DESTRUCTIONS


**POONCHCHIMUNAI
BATTICALOA DISTRICT**



MUSLIM RECONSTRUCTION AND RESETTLEMENT ORGANISATION - MRRO
57, Norris Canal Road, Colombo 10, SRI LANKA, TP: 94 11 2697032, Fax: 94 11 2696147, E-mail: muslimrt@sltnet.lk


2004 DECEMBER 26 "TSUNAMI"
ASSESSMENT OF DESTRUCTIONS TO MUSLIMS
RESIDENTIAL DESTRUCTIONS - Fully Damaged

1. DISTRICT: BATTICALOA 2. D.S. DIVISION: POONOHCHIMUNAI 3. VILLAGE: POONOHCHIMUNAI				
G.S. Division	Residential Destructiions			
	Families	Land Value	House Value	Total
171A	122	70,329,100	27,218,700	97,547,800
TOTAL	122	70,329,100	27,218,700	97,547,800




2004 DECEMBER 26 "TSUNAMI"
ASSESSMENT OF DESTRUCTIONS TO MUSLIMS
RESIDENTIAL DESTRUCTIONS - Partially Damaged

1. DISTRICT: BATTICALOA 2. D.S. DIVISION: POONCHCHIMUNAI 3. VILLAGE: POONCHCHIMUNAI				
G.S. Division	Residential Destructions			
	Families	Land Value	House Value	Total
171A	36	15,395,000	12,227,500	27,622,500
TOTAL	36	15,395,000	12,227,500	27,622,500



2004 DECEMBER 26 "TSUNAMI"
ASSESSMENT OF DESTRUCTIONS TO MUSLIMS
RESIDENTIAL DESTRUCTIONS - Nature of Damages not given

1. DISTRICT: BATTICALOA		2. D.S. DIVISION: POONOHCHIMUNAI		3. VILLAGE: POONOHCHIMUNAI	
G.S. Division	Residential Destructions				
	Families	Land Value	House Value	Total	
171A	7	4,020,000	1,116,620	5,136,620	
TOTAL	7	4,020,000	1,116,620	5,136,620	



2004 DECEMBER 26 "TSUNAMI"

ASSESSMENT OF DESTRUCTIONS TO MUSLIMS
IN THE EASTERN PROVINCE
SRI LANKA

OCCUPATIONAL DESTRUCTIONS

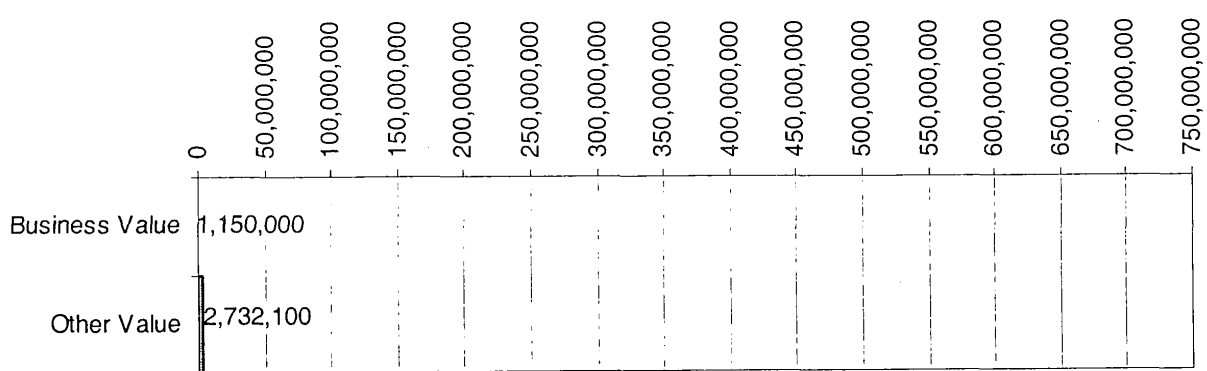
**POONOHCHIMUNAI
BATTICALOA DISTRICT**



MUSLIM RECONSTRUCTION AND RESETTLEMENT ORGANISATION - MRRO
57, Norris Canal Road, Colombo 10, SRI LANKA, TP: 94 11 2697032, Fax: 94 11 2696147, E-mail: muslimrt@sltnet.lk

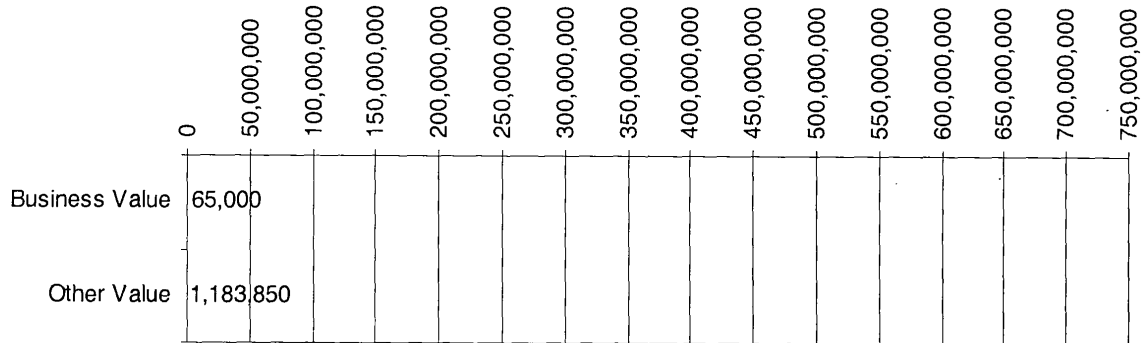
**2004 DECEMBER 26 "TSUNAMI"
ASSESSMENT OF DESTRUCTIONS TO MUSLIMS
OCCUPATIONAL DESTRUCTIONS - Businessmen**

1. DISTRICT: BATTICALOA 2. D.S. DIVISION: POONCHCHIMUNAI 3. VILLAGE: POONCHCHIMUNAI				
G.S. Division	Occupational Destructutions			
	Families	Business Value	Other Value	Total
171A	27	1,150,000	2,732,100	3,882,100
TOTAL	27	1,150,000	2,732,100	3,882,100



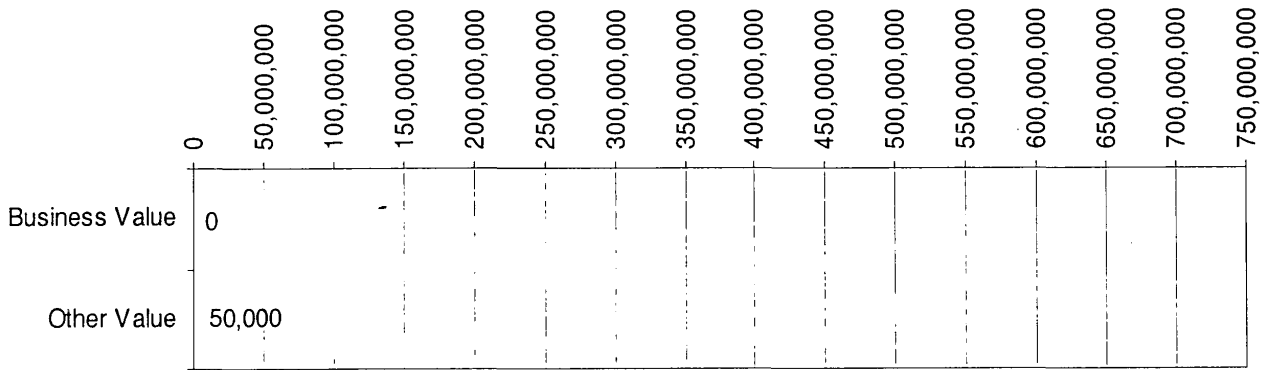
2004 DECEMBER 26 "TSUNAMI"
ASSESSMENT OF DESTRUCTIONS TO MUSLIMS
OCCUPATIONAL DESTRUCTIONS - Casual Labors

1. DISTRICT: BATTICALOA 2. D.S. DIVISION: MANCHANTHODUVAI 3. VILLAGE: MANCHANTHODUVAI				
G.S. Division	Occupational Destructutions			
	Families	Business Value	Other Value	Total
171A	19	65,000	1,183,850	1,248,850
TOTAL	19	65,000	1,183,850	1,248,850




**2004 DECEMBER 26 "TSUNAMI"
ASSESSMENT OF DESTRUCTIONS TO MUSLIMS
OCCUPATIONAL DESTRUCTIONS – Doctors**

1. DISTRICT: BATTICALOA	2. D.S. DIVISION: POONCHCHIMUNAI		3. VILLAGE: POONCHCHIMUNAI	
G.S. Division	Occupational Destructors			
	Families	Business Value	Other Value	Total
171A	1	-	50,000	50,000
TOTAL	1	-	50,000	50,000




2004 DECEMBER 26 "TSUNAMI"
ASSESSMENT OF DESTRUCTIONS TO MUSLIMS
OCCUPATIONAL DESTRUCTIONS - Drivers

1. DISTRICT: BATTICALOA 2. D.S. DIVISION: POONCHCHIMUNAI 3. VILLAGE: POONCHCHIMUNAI				
G.S. Division	Occupational Destructons			
	Families	Business Value	Other Value	Total
171A	1	20,000	170,000	190,000
TOTAL	1	20,000	170,000	190,000



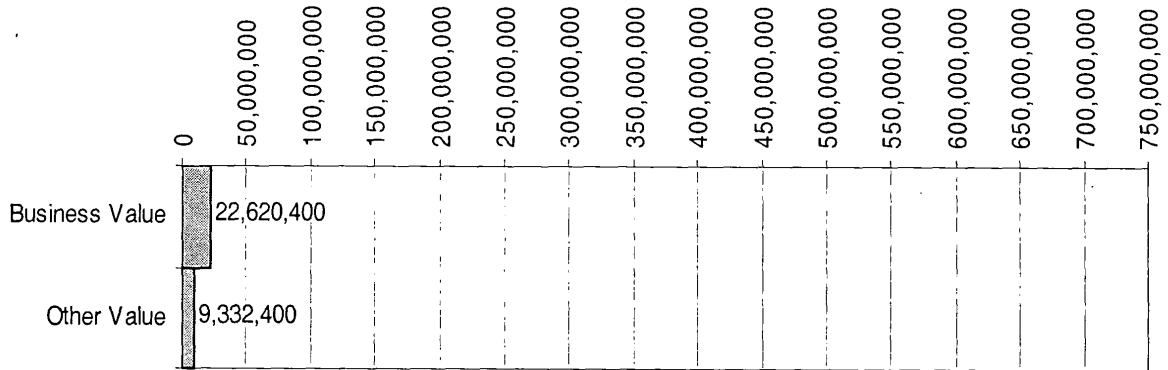
2004 DECEMBER 26 "TSUNAMI"
ASSESSMENT OF DESTRUCTIONS TO MUSLIMS
OCCUPATIONAL DESTRUCTIONS - Farmers

1. DISTRICT: BATTICALOA	2. D.S. DIVISION: POONCHCHIMUNAI		3. VILLAGE: POONCHCHIMUNAI	
D.S. Division	Occupational Destructions			
	Familye	Business Value	Other Value	Total
POONCHCHIMUNAI	3	722,500	572,800	1,295,300
Total	3	722,500	572,800	1,295,300



2004 DECEMBER 26 "TSUNAMI"
ASSESSMENT OF DESTRUCTIONS TO MUSLIMS
OCCUPATIONAL DESTRUCTIONS - Fishermen

1. DISTRICT: BATTICALOA 2. D.S. DIVISION: POONOHCHIMUNAI 3. VILLAGE: POONOHCHIMUNAI				
G.S. Division	Occupational Destructons			
	Families	Business Value	Other Value	Total
171A	82	22,620,400	9,332,400	31,952,800
TOTAL	82	22,620,400	9,332,400	31,952,800

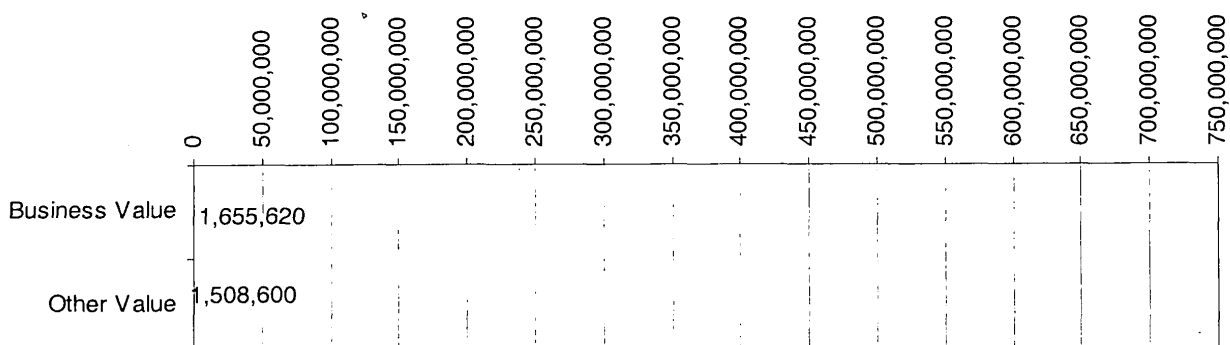


2004 DECEMBER 26 "TSUNAMI"

ASSESSMENT OF DESTRUCTIONS TO MUSLIMS


OCCUPATIONAL DESTRUCTIONS - Government, State Employees and Retired

1. DISTRICT: BATTICALOA 2. D.S. DIVISION: POONOHCHIMUNAI 3. VILLAGE: POONOHCHIMUNAI				
G.S. Division	Occupational Destructons			
	Families	Business Value	Other Value	Total
171A	8	1,655,620	1,508,600	3,164,220
TOTAL	8	1,655,620	1,508,600	3,164,220




2004 DECEMBER 26 "TSUNAMI"
ASSESSMENT OF DESTRUCTIONS TO MUSLIMS
OCCUPATIONAL DESTRUCTIONS - Tailors

1. DISTRICT: BATTICALOA 2. D.S. DIVISION: POONOCHCHIMUNAI 3. VILLAGES: POONOCHCHIMUNAI			
Serial Number	Occupational Destruction		
	Families	Business Value	Other Value
1	1	18,000	295,000
2	0	0	0




2004 DECEMBER 26 "TSUNAMI"
ASSESSMENT OF DESTRUCTIONS TO MUSLIMS
OCCUPATIONAL DESTRUCTIONS - Teachers

1. DISTRICT: BATTICALOA 2. D.S. DIVISION: POONOHCHIMUNAI 3. VILLAGE: POONOHCHIMUNAI				
G.S. Division	Occupational Destructiions			
	Families	Business Value	Other Value	Total
171A	6	2,660,000	304,500	2,964,500
TOTAL	6	2,660,000	304,500	2,964,500



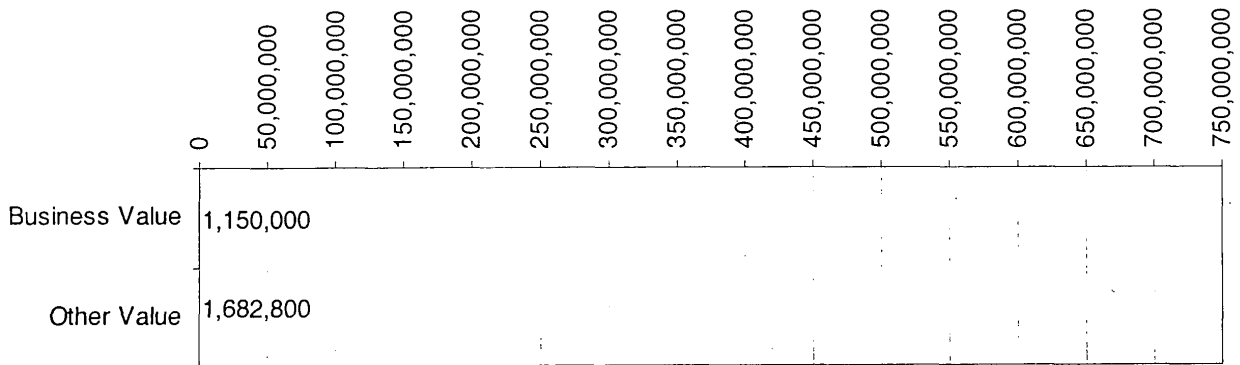
2004 DECEMBER 26 "TSUNAMI"
ASSESSMENT OF DESTRUCTIONS TO MUSLIMS
OCCUPATIONAL DESTRUCTIONS - Others

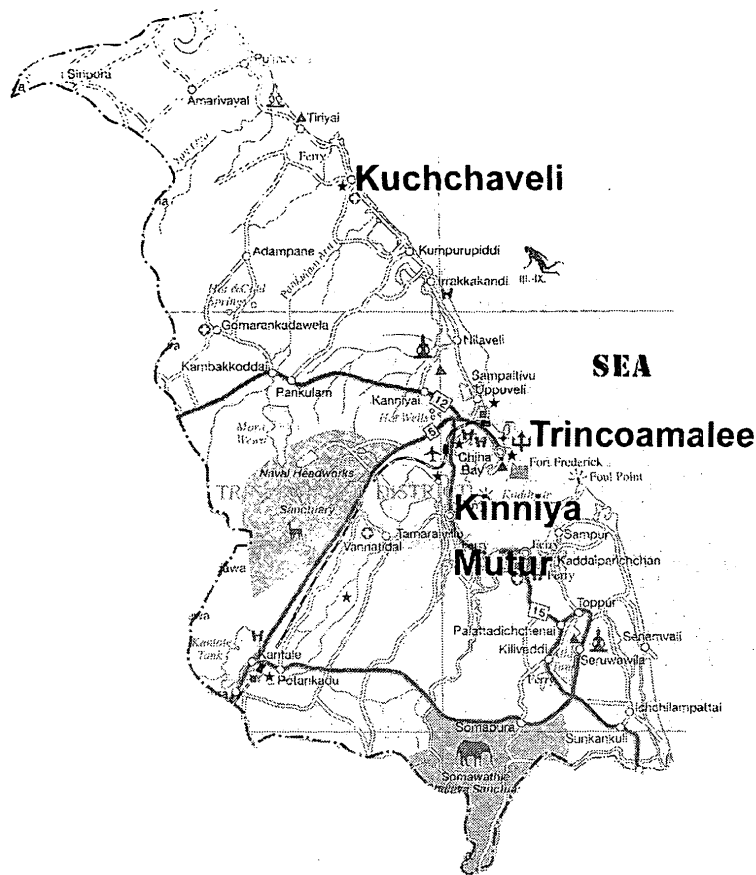
1. DISTRICT: BATTICALOA 2. D.S. DIVISION: POONCHCHIMUNAI 3. VILLAGE: POONCHCHIMUNAI				
G.S. Division	Occupational Destructons			
	Families	Business Value	Other Value	Total
171A	5	60,000	368,100	428,100
TOTAL	5	60,000	368,100	428,100



2004 DECEMBER 26 "TSUNAMI"
ASSESSMENT OF DESTRUCTIONS TO MUSLIMS
OCCUPATIONAL DESTRUCTIONS - Occupation Not Given

1. DISTRICT: BATTICALOA 2. D.S. DIVISION: POONCHCHIMUNAI 3. VILLAGE: POONCHCHIMUNAI				
G.S. Division	Occupational Destructors			
	Families	Business Value	Other Value	Total
171A	24	1,150,000	1,682,800	2,832,800
TOTAL	24	1,150,000	1,682,800	2,832,800





**"Tsunami" Disaster, Sri Lanka, 26 December 2004
Muslim Victims in Trincomalee District**

Divisional Secretaries Divisions	No. of Persons			Damaged Houses		Damaged Buildings		
	Families Affected	Death	Injured	Completely	Partially	Mosques	Schools	Hospital
1 Mutur	1293	302	1051	344	259	5	4	
2 Kinniya	3605	260	881	876	1359	10	6	2
3 Kuchchaveli	1261	29	95	229	209			
4 Trincomalee Town	283	2	21	34	64			
Total	6442	593	2048	1483	1891	15	10	2

1.0 Personal Destructions

Families	Population	Death					Injured				
		F	M	B	G	Total	F	M	B	G	Total
6442	27977	67	109	192	225	593	741	583	428	296	2048

F-Father, M-Mother, B-Boys, G-Girls

2.0 Residential Destructions

2.1 Fully Damaged

Families	Land Value	House Value	Total
1483	Rs. 345,546,400	388,654,600	734,201,000
	US\$ 3,455,464	3,886,546	7,342,010

2.2 Partialy Damaged

Families	Land Value	House Value	Total
1891	Rs. 577,887,795	588,397,200	1,166,284,995
	US\$ 5,778,878	5883972	11662849.95

2.3 Nature of Damage Not Given

Families	Land Value	House Value	Total
1196	Rs. 290,587,675	388,077,175	678,664,850
	US\$ 2905876.75	3880771.75	6786648.5

2.4 Residential Destructions Total

Families	Land Value	House Value	Total
4570	Rs. 1,214,021,870	1,365,128,975	2,579,150,845
	US\$ 12140218.7	13651289.75	25791508.45

3.0 Occupational Destructions

Families	Business Value	Other Value	Total
6442	Rs. 715,916,336	564,327,507	1,280,243,843
	US\$ 7159163.36	5643275.07	12802438.43

3.1 Businessmen

Families	Business Value	Other Value	Total
581	Rs. 144,176,544	171,099,950	315,276,494
	US\$ 1441765.44	1710999.5	3152764.94

3.2 Casual Labours

Families	Business Value	Other Value	Total
901	Rs. 30,412,175	91,980,200	122,392,375
	US\$ 304121.75	919802	1223923.75

3.3 Doctors

Families	Business Value	Other Value	Total
1	Rs. 5,000	3,000	8,000
	US\$ 50	30	80

3.4 Drivers

Families	Business Value	Other Value	Total
55	Rs. 2,594,900	5,963,900	8,558,800
	US\$ 25949	59639	85588

3.5 Farmers

Families		Business Value	Other Value	Total
308	Rs.	36,173,400	27,381,750	63,555,150
	US\$	361734	273817.5	635551.5

3.6 Fishermen

Families		Business Value	Other Value	Total
3219	Rs.	416,133,779	202,533,903	618,667,682
	US\$	4161337.79	2025339.03	6186676.82

3.7 Government, State Employees and Retired

Families		Business Value	Other Value	Total
224	Rs.	8,407,635	33,061,850	41,469,485
	US\$	84076.35	330618.5	414694.85

3.8 Skill Labours

Families		Business Value	Other Value	Total
200	Rs.	13,235,950	20,940,600	34,176,550
	US\$	132359.5	209406	341765.5

3.9 Tailors

Families		Business Value	Other Value	Total
36	Rs.	2,731,500	3,190,850	5,922,350
	US\$	27315	31908.5	59223.5

3.10 Teachers

Families		Business Value	Other Value	Total
113	Rs.	22,051,000	21,641,105	43,692,105
	US\$	220510	216411.05	436921.05

3.11 Weavers

Families		Business Value	Other Value	Total
4	Rs.	520,000	120,000	640,000
	US\$	5200	1200	6400

3.12 Others

Families		Business Value	Other Value	Total
85	Rs.	5,822,983	14,319,525	20,142,508
	US\$	58229.83	143195.25	201425.08

3.13 Occupation Not Given

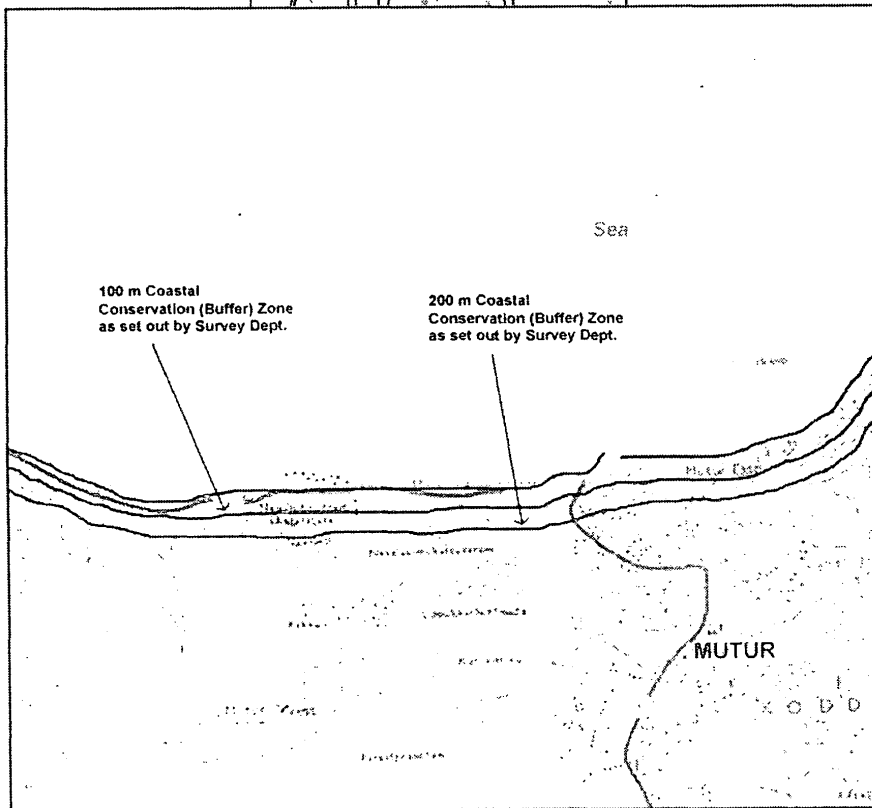
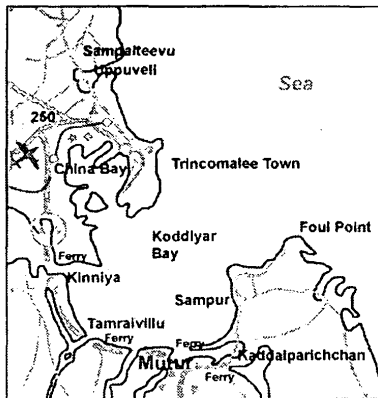
Families		Business Value	Other Value	Total
714	Rs.	34,127,970	64,651,450	98,779,420
	US\$	341,279.70	646,514.50	987,794.20

Total			Rs.	3,859,394,688
			US\$	38,593,946.88

2004 DECEMBER 26 "TSUNAMI"

ASSESSMENT OF DESTRUCTIONS TO MUSLIMS IN THE EASTERN PROVINCE SRI LANKA

MUTUR TRINCOMALEE DISTRICT



MUSLIM RECONSTRUCTION AND RESETTLEMENT ORGANISATION - MRRO
57, Norris Canal Road, Colombo 10, SRI LANKA, TP: 94 11 2697032, Fax: 94 11 2696147, E-mail: muslimrt@sltnet.lk

Tsunami Destructions - Mutur

1.0 Personal Destructions

Families	Population	Death					Injured				
		F	M	B	G	Total	F	M	B	G	Total
1293	5896	20	51	122	109	302	308	307	248	188	1051

F-Father, M-Mother, B-Boys, G-Girls

2.0 Residential Destructions

2.1 Fully Damaged

Families	Land Value	House Value	Total
344	Rs. 43,673,600	63,739,000	107,412,600
	US\$ 436,736	637,390	1,074,126

2.2 Partially Damaged

Families	Land Value	House Value	Total
259	Rs. 47,595,000	61,026,500	108,621,500
	US\$ 475,950	610,265	1,086,215

2.3 Nature of Damage Not Given

Families	Land Value	House Value	Total
223	Rs. 36,627,775	49,102,975	85,730,750
	US\$ 366,277.75	491,029.75	857,307.5

2.4 Residential Destructions Total

Families	Land Value	House Value	Total
826	Rs. 127,896,375	173,868,475	301,764,850
	US\$ 1,278,963.75	1,738,684.75	3,017,648.5

3.0 Occupational Destructions

Families	Business Value	Other Value	Total
1293	Rs. 123,515,013	39,743,190	163,258,203
	US\$ 1,235,150.13	397,431.9	1,632,582.03

3.1 Businessmen

Families	Business Value	Other Value	Total
126	Rs. 13,786,025	3,975,050	17,761,075
	US\$ 137,860.25	39,750.5	1,776,107.5

3.2 Casual Labours

Families	Business Value	Other Value	Total
95	Rs. 1,440,250	4,089,900	5,530,150
	US\$ 14,402.5	40,899	55,301.5

3.3 Drivers

Families	Business Value	Other Value	Total
3	Rs. 80,000	55,900	135,900
	US\$ 800	559	1,359

3.4 Farmers

Families	Business Value	Other Value	Total
7	Rs. 765,000	2,046,250	2,811,250
	US\$ 7,650	20,462.5	28,112.5

3.5 Fishermen

Families		Business Value	Other Value	Total
869	Rs.	100,660,918	21,967,090	122,628,008
	US\$	1006609.18	219670.9	1226280.08

3.6 Government, State Employees and Retired

Families		Business Value	Other Value	Total
19	Rs.	2,317,950	936,600	3,254,550
	US\$	23179.5	9366	32545.5

3.7 Skill Labours

Families		Business Value	Other Value	Total
32	Rs.	343,000	771,000	1,114,000
	US\$	3430	7710	11140

3.8 Tailors

Families		Business Value	Other Value	Total
3	Rs.	405,000	160,500	565,500
	US\$	4050	1605	5655

3.9 Teachers

Families		Business Value	Other Value	Total
8	Rs.	53,000	594,000	647,000
	US\$	530	5940	6470

3.10 Weavers

Families		Business Value	Other Value	Total
2	Rs.	240,000	20,000	260,000
	US\$	2400	200	2600

3.11 Others

Families		Business Value	Other Value	Total
12	Rs.	204,000	1,417,300	1,621,300
	US\$	2040	14173	16213

3.12 Occupation Not Given

Families		Business Value	Other Value	Total
116	Rs.	3,696,370	4,320,850	8,017,220
	US\$	36,963.70	43,208.50	80,172.20

Total			Rs.	465,023,053
			US\$	4,650,230.53

2004 DECEMBER 26 "TSUNAMI"

ASSESSMENT OF DESTRUCTIONS TO MUSLIMS
IN THE EASTERN PROVINCE
SRI LANKA

PERSONAL DESTRUCTIONS

**MUTUR
TRINCOMALEE DISTRICT**

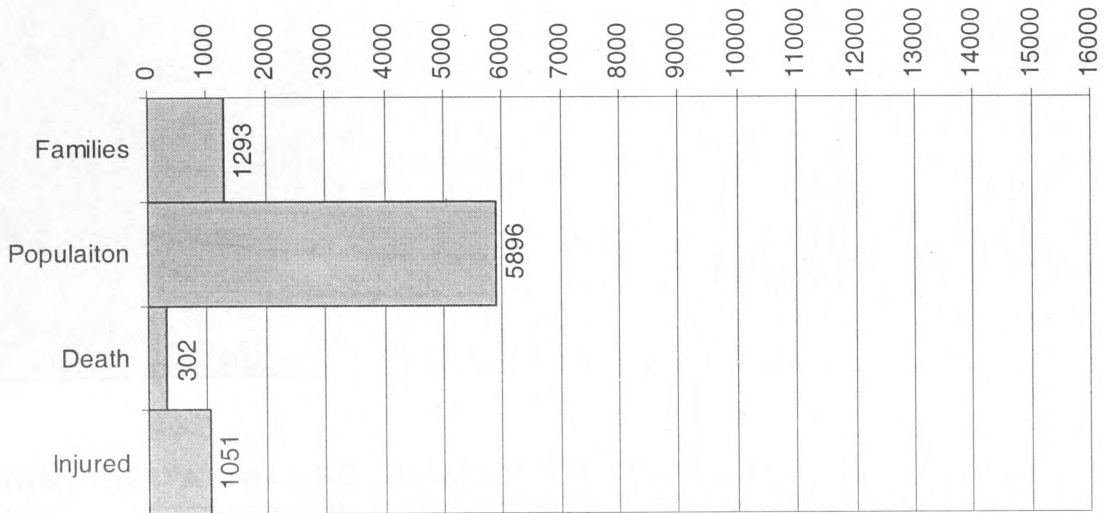


MUSLIM RECONSTRUCTION AND RESETTLEMENT ORGANISATION - MRRO
57, Norris Canal Road, Colombo 10, SRI LANKA, TP: 94 11 2697032, Fax: 94 11 2696147, E-mail: muslimrt@sltnet.lk

2004 DECEMBER 26 "TSUNAMI"
ASSESSMENT OF DESTRUCTIONS TO MUSLIMS
PERSONAL DESTRUCTIONS

1. DISTRICT: TRINCOMALEE		2. D.S. DIVISION: MUTUR					3. VILLAGE: MUTUR					
G.S. Division	Personal Destructions											
	Families	Population	Death					Injured				
			F	M	B	G	Total	F	M	B	G	Total
AKKARAICHENAI	80	439	2	1	4	2	9	19	2	5	2	28
HABEEBNAGAR	199	814	4	6	9	7	26	46	30	21	9	106
NEITHALNAGAR	38	198	1	1	0	1	3	4	1	2	1	8
THAHANAGAR	79	365	0	0	0	1	1	10	1	3	0	14
THAKKUWANAGAR	897	4080	13	43	109	98	263	229	273	217	176	895
TOTAL	1293	5896	20	51	122	109	302	308	307	248	188	1051

F-Father, M-Mother, B-Boys, G-Girls



2004 DECEMBER 26 "TSUNAMI"

ASSESSMENT OF DESTRUCTIONS TO MUSLIMS
IN THE EASTERN PROVINCE
SRI LANKA

RESIDENTIAL DESTRUCTIONS


MUTUR
TRINCOMALEE DISTRICT



MUSLIM RECONSTRUCTION AND RESETTLEMENT ORGANISATION - MRRO
57, Norris Canal Road, Colombo 10, SRI LANKA, TP: 94 11 2697032, Fax: 94 11 2696147, E-mail: muslimrt@sltnet.lk

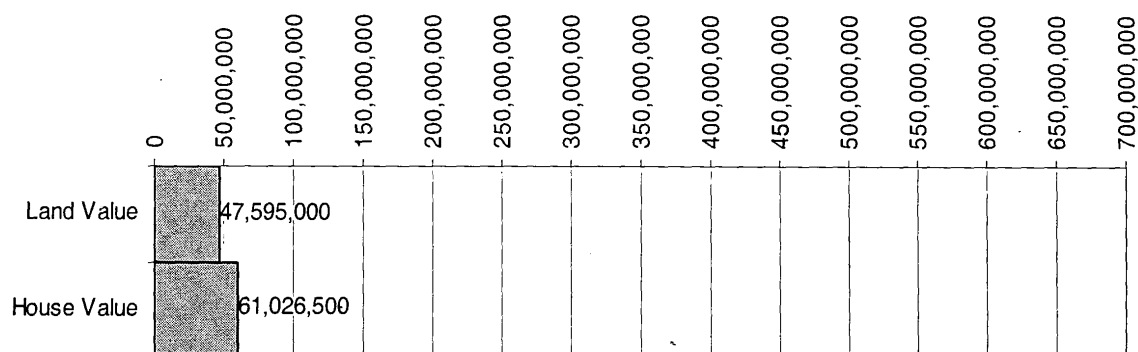
2004 DECEMBER 26 "TSUNAMI"
ASSESSMENT OF DESTRUCTIONS TO MUSLIMS
RESIDENTIAL DESTRUCTIONS - Fully Damaged

1. DISTRICT: TRINCOMALEE 2. D.S. DIVISION: MUTUR 3. VILLAGE: MUTUR				
G.S. Division	Residential Destructons			
	Families	Land Value	House Value	Total
AKKARAICHENAI	4	425,000	470,000	895,000
HABEEBNAGAR	44	5,693,000	5,408,000	11,101,000
NEITHALNAGAR	3	350,000	25,000	375,000
THAHANAGAR	3	500,000	565,000	1,065,000
THAKKUWANAGAR	290	36,705,600	57,271,000	93,976,600
TOTAL	344	43,673,600	63,739,000	107,412,600



2004 DECEMBER 26 "TSUNAMI"
ASSESSMENT OF DESTRUCTIONS TO MUSLIMS
RESIDENTIAL DESTRUCTIONS - Partially Damaged

1. DISTRICT: TRINCOMALEE 2. D.S. DIVISION: MUTUR 3. VILLAGE: MUTUR				
G.S. Division	Residential Destructions			
	Families	Land Value	House Value	Total
AKKARAICHENAI	1	250,000	200,000	450,000
HABEEBNAGAR	69	10,681,000	16,923,000	27,604,000
THAHANAGAR	2	-	75,000	75,000
THAKKUWANAGAR	187	36,664,000	43,828,500	80,492,500
TOTAL	259	47,595,000	61,026,500	108,621,500

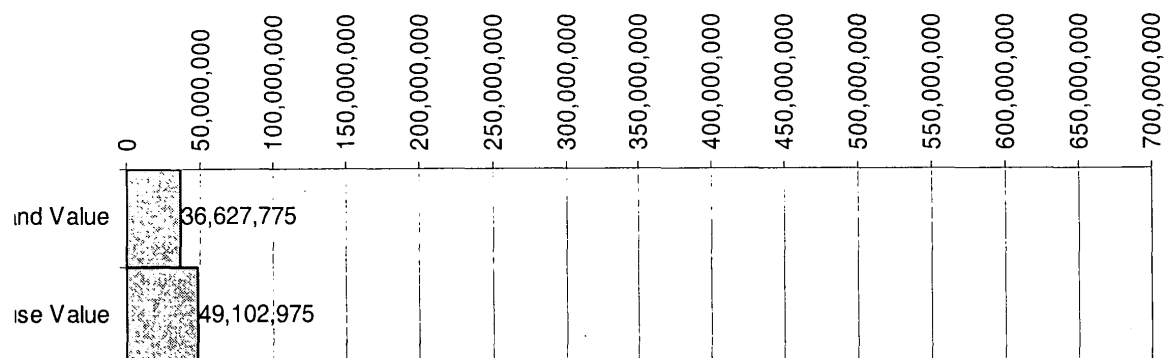


2004 DECEMBER 26 "TSUNAMI"

ASSESSMENT OF DESTRUCTIONS TO MUSLIMS

RESIDENTIAL DESTRUCTIONS - Nature of Damages not given

1. DISTRICT: TRINCOMALEE	2. D.S. DIVISION: MUTUR		3. VILLAGE: MUTUR	
G.S. Division	Residential Destructions			
	Families	Land Value	House Value	Total
AKKARAICHENAI	15	1,363,500	1,997,000	3,360,500
HABEEBNAGAR	26	10,118,000	6,300,000	16,418,000
NEITHALNAGAR	3	200,000	1,122,500	1,322,500
THAKKUWANAGAR	179	24,946,275	39,683,475	64,629,750
TOTAL	223	36,627,775	49,102,975	85,730,750



2004 DECEMBER 26 "TSUNAMI"

ASSESSMENT OF DESTRUCTIONS TO MUSLIMS
IN THE EASTERN PROVINCE
SRI LANKA

OCCUPATIONAL DESTRUCTIONS


MUTUR
TRINCOMALEE DISTRICT



MUSLIM RECONSTRUCTION AND RESETTLEMENT ORGANISATION - MRRO
57, Norris Canal Road, Colombo 10, SRI LANKA, TP: 94 11 2697032, Fax: 94 11 2696147, E-mail: muslimrt@sltnet.lk


**2004 DECEMBER 26 "TSUNAMI"
ASSESSMENT OF DESTRUCTIONS TO MUSLIMS
OCCUPATIONAL DESTRUCTIONS - Businessmen**

1. DISTRICT: TRINCOMALEE	2. D.S. DIVISION: MUTUR		3. VILLAGE: MUTUR	
G.S. Division	Occupational Destructons			
	Families	Business Value	Other Value	Total
AKKARAICHENAI	7	592,500	59,000	651,500
HABEEBNAGAR	12	969,200	1,087,000	2,056,200
NEITHALNAGAR	6	2,662,000	25,000	2,687,000
THAHANAGAR	5	277,025	262,000	539,025
THAKKUWANAGAR	96	9,285,300	2,542,050	11,827,350
TOTAL	126	13,786,025	3,975,050	17,761,075




2004 DECEMBER 26 "TSUNAMI"
ASSESSMENT OF DESTRUCTIONS TO MUSLIMS
OCCUPATIONAL DESTRUCTIONS - Casual Labors

1. DISTRICT: TRINCOMALEE	2. D.S. DIVISION: MUTUR		3. VILLAGE: MUTUR	
G.S. Division	Occupational Destructons			
	Families	Business Value	Other Value	Total
AKKARAICHENAI	3	-	75,000	75,000
HABEEBNAGAR	17	668,000	1,676,100	2,344,100
NEITHALNAGAR	2	137,000	6,000	143,000
THAHANAGAR	3	1,250	93,700	94,950
THAKKUWANAGAR	70	634,000	2,239,100	2,873,100
TOTAL	95	1,440,250	4,089,900	5,530,150




2004 DECEMBER 26 "TSUNAMI"
ASSESSMENT OF DESTRUCTIONS TO MUSLIMS
OCCUPATIONAL DESTRUCTIONS - Drivers

1. DISTRICT: TRINCOMALEE	2. D.S. DIVISION: MUTUR	3. VILLAGE: MUTUR		
G.S. Division	Occupational Destructons			
	Families	Business Value	Other Value	Total
THAKKUWANAGAR	3	80,000	55,900	135,900
TOTAL	3	80,000	55,900	135,900




2004 DECEMBER 26 "TSUNAMI"
ASSESSMENT OF DESTRUCTIONS TO MUSLIMS
OCCUPATIONAL DESTRUCTIONS - Farmers

1. DISTRICT: TRINCOMALEE 2. D.S. DIVISION: MUTUR 3. VILLAGE: MUTUR				
G.S. Division	Occupational Destructions			
	Families	Business Value	Other Value	Total
THAHANAGAR	2	-	110,000	110,000
THAKKUWANAGAR	6	288,500	1,325,000	1,613,500
TOTAL	8	288,500	1,435,000	1,723,500



2004 DECEMBER 26 "TSUNAMI"
ASSESSMENT OF DESTRUCTIONS TO MUSLIMS
OCCUPATIONAL DESTRUCTIONS - Fishermen

1. DISTRICT: TRINCOMALEE	2. D.S. DIVISION: MUTUR		3. VILLAGE: MUTUR	
G.S. Division	Occupational Destructons			
	Families	Business Value	Other Value	Total
AKKARAICHENAI	68	8,536,550	255,800	8,792,350
HABEEBNAGAR	132	12,211,160	4,534,200	16,745,360
NEITHALNAGAR	26	3,368,750	197,300	3,566,050
THAHANAGAR	60	4,342,950	257,500	4,600,450
THAKKUWANAGAR	583	72,201,508	16,722,290	88,923,798
TOTAL	869	100,660,918	21,967,090	122,628,008

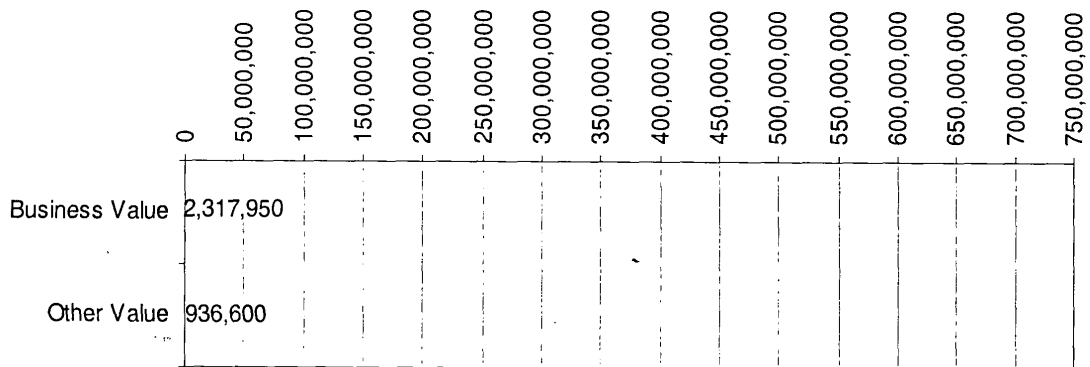


2004 DECEMBER 26 "TSUNAMI"

ASSESSMENT OF DESTRUCTIONS TO MUSLIMS


OCCUPATIONAL DESTRUCTIONS - Government, State Employees and Retired

1. DISTRICT: TRINCOMALEE	2. D.S. DIVISION: MUTUR		3. VILLAGE: MUTUR	
G.S. Division	Occupational Destructons			
	Families	Business Value	Other Value	Total
AKKARAICHENAI	1	-	-	-
HABEEBNAGAR	3	162,000	145,000	307,000
NEITHALNAGAR	1	550,000	-	550,000
THAKKUWANAGAR	14	1,605,950	791,600	2,397,550
TOTAL	19	2,317,950	936,600	3,254,550




2004 DECEMBER 26 "TSUNAMI"
ASSESSMENT OF DESTRUCTIONS TO MUSLIMS
OCCUPATIONAL DESTRUCTIONS - Skill Labors

1. DISTRICT: TRINCOMALEE	2. D.S. DIVISION: MUTUR		3. VILLAGE: MUTUR	
G.S. Division	Occupational Destructions			
	Families	Business Value	Other Value	Total
HABEEBNAGAR	10	58,000	670,000	728,000
THAKKUWANAGAR	22	285,000	101,000	386,000
TOTAL	32	343,000	771,000	1,114,000




2004 DECEMBER 26 "TSUNAMI"
ASSESSMENT OF DESTRUCTIONS TO MUSLIMS
OCCUPATIONAL DESTRUCTIONS – Tailors

1. DISTRICT: TRINCOMALEE	2. D.S. DIVISION: MUTUR		3. VILLAGE: MUTUR	
G.S. Division	Occupational Destructiions			
	Families	Business Value	Other Value	Total
THAKKUWANAGAR	3	405,000	160,500	565,500
TOTAL	3	405,000	160,500	565,500



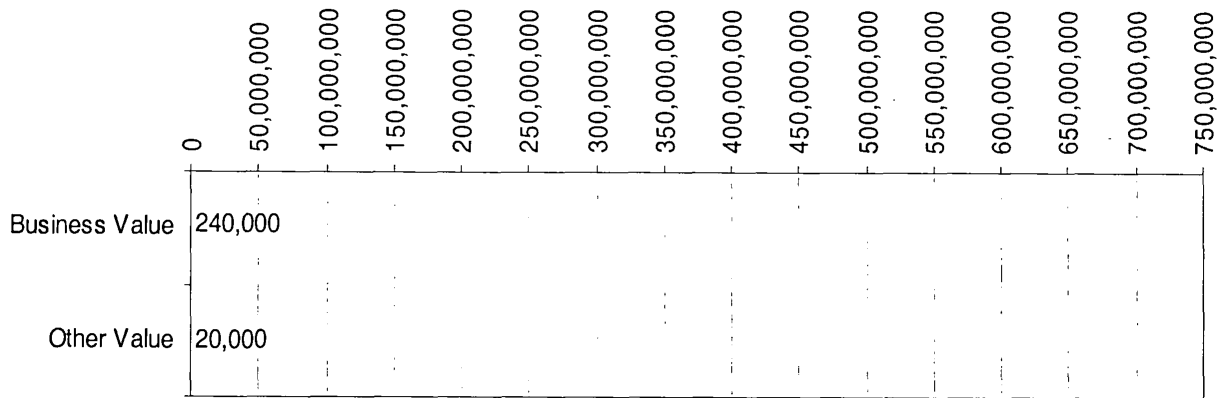
2004 DECEMBER 26 "TSUNAMI"
ASSESSMENT OF DESTRUCTIONS TO MUSLIMS
OCCUPATIONAL DESTRUCTIONS – Teachers

1. DISTRICT: TRINCOMALEE		2. D.S. DIVISION: MUTUR		3. VILLAGE: MUTUR	
G.S. Division	Occupational Destructions				
	Families	Business Value	Other Value	Total	
HABEEBNAGAR	1	-	-	-	
NEITHALNAGAR	1	-	77,000	77,000	
THAHANAGAR	1	-	180,000	180,000	
THAKKUWANAGAR	5	53,000	337,000	390,000	
TOTAL	8	53,000	594,000	647,000	



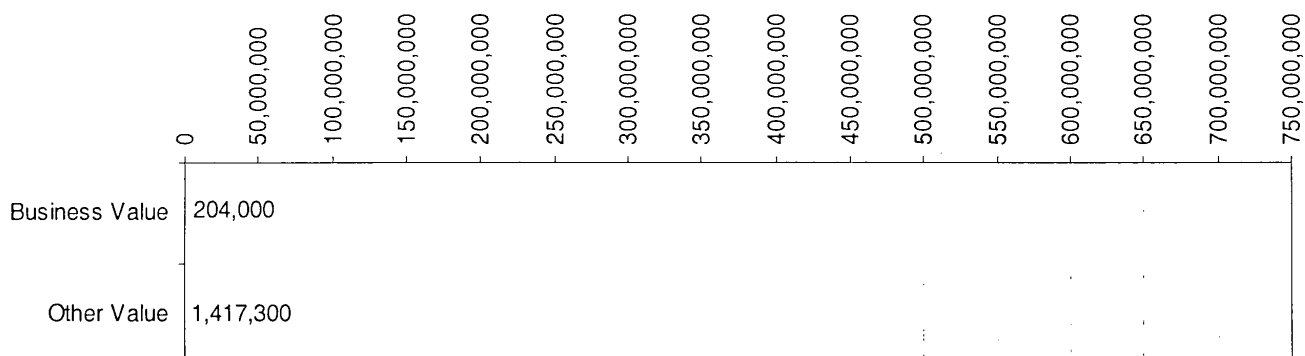
2004 DECEMBER 26 "TSUNAMI"
ASSESSMENT OF DESTRUCTIONS TO MUSLIMS
OCCUPATIONAL DESTRUCTIONS – Weavers

1. DISTRICT: TRINCOMALEE	2. D.S. DIVISION: MUTUR		3. VILLAGE: MUTUR	
G.S. Division	Occupational Destructons			
	Families	Business Value	Other Value	Total
THAKKUWANAGAR	2	240,000	20,000	260,000
TOTAL	2	240,000	20,000	260,000



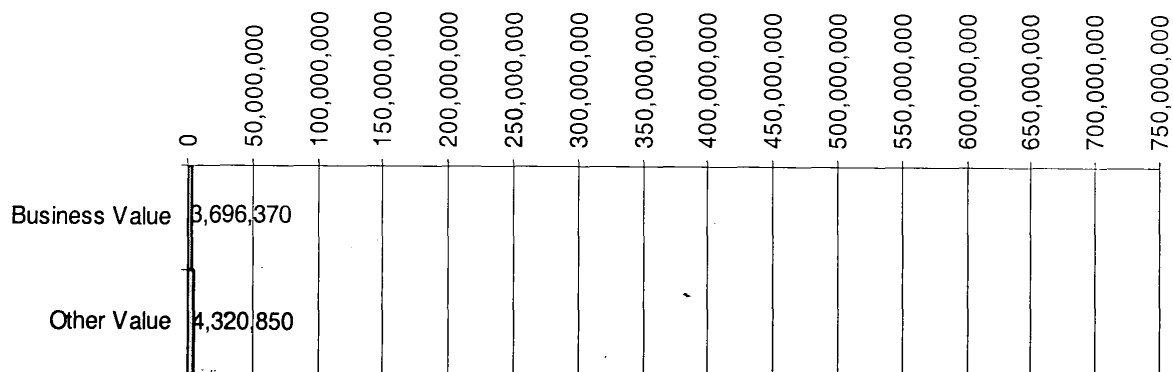
2004 DECEMBER 26 "TSUNAMI"
ASSESSMENT OF DESTRUCTIONS TO MUSLIMS
OCCUPATIONAL DESTRUCTIONS – Others

1. DISTRICT: TRINCOMALEE	2. D.S. DIVISION: MUTUR		3. VILLAGE: MUTUR	
G.S. Division	Occupational Destructiions			
	Families	Business Value	Other Value	Total
HABEEBNAGAR	1	-	233,000	233,000
THAHANAGAR	7	12,500	377,300	389,800
THAKKUWANAGAR	4	191,500	807,000	998,500
TOTAL	12	204,000	1,417,300	1,621,300



2004 DECEMBER 26 "TSUNAMI"
ASSESSMENT OF DESTRUCTIONS TO MUSLIMS
OCCUPATIONAL DESTRUCTIONS - Occupation Not Given

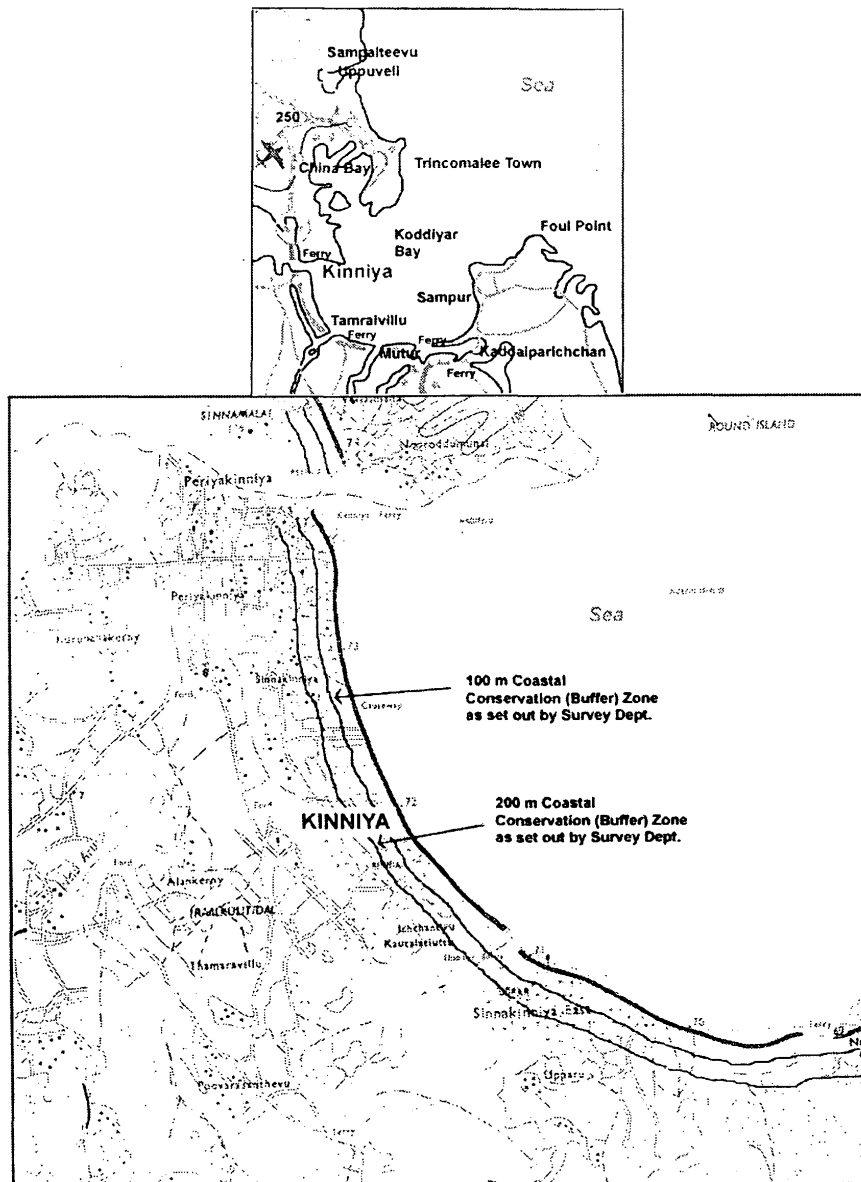
1. DISTRICT: TRINCOMALEE	2. D.S. DIVISION: MUTUR		3. VILLAGE: MUTUR	
G.S. Division	Occupational Destructons			
	Families	Business Value	Other Value	Total
AKKARAICHENAI	1	-	5,000	5,000
HABEEBNAGAR	23	686,000	1,859,450	2,545,450
NEITHALNAGAR	2	-	7,000	7,000
THAHANAGAR	1	-	-	-
THAKKUWANAGAR	89	3,010,370	2,449,400	5,459,770
TOTAL	116	3,696,370	4,320,850	8,017,220



2004 DECEMBER 26 "TSUNAMI"

ASSESSMENT OF DESTRUCTIONS TO MUSLIMS
IN THE EASTERN PROVINCE
SRI LANKA

KINNIYA
TRINCOMALEE DISTRICT



MUSLIM RECONSTRUCTION AND RESETTLEMENT ORGANISATION - MRRO
57, Norris Canal Road, Colombo 10, SRI LANKA, TP: 94 11 2697032, Fax: 94 11 2696147, E-mail: muslimrt@sltnet.lk

Tsunami Destructions - Kinniya

1.0 Personal Destructions

Families	Population	Death					Injured				
		F	M	B	G	Total	F	M	B	G	Total
3605	15586	39	50	67	104	260	373	249	164	95	881

F-Father, M-Mother, B-Boys, G-Girls

2.0 Residential Destructions

2.1 Fully Damaged

Families	Land Value	House Value	Total
876	Rs. 238,437,300	265,352,850	503,790,150
	US\$ 2,384,373	2,653,529	5,037,902

2.2 Partialy Damaged

Families	Land Value	House Value	Total
1359	Rs. 471,623,295	461,526,100	933,149,395
	US\$ 4,716,233	4615261	9331493.95

2.3 Nature of Damage Not Given

Families	Land Value	House Value	Total
679	Rs. 194,590,000	250,249,800	444,839,800
	US\$ 1945900	2502498	4448398

2.4 Residential Destructions Total

Families	Land Value	House Value	Total
2914	Rs. 904,650,595	977,128,750	1,881,779,345
	US\$ 9046505.95	9771287.5	18817793.45

3.0 Occupational Destructions

Families	Business Value	Other Value	Total
3605	Rs. 446,675,031	449,366,482	896,041,513
	US\$ 4466750.31	4493664.82	8960415.13

3.1 Businessmen

Families	Business Value	Other Value	Total
354	Rs. 120,714,057	160,889,700	281,603,757
	US\$ 1207140.57	1608897	2816037.57

3.2 Casual Labours

Families	Business Value	Other Value	Total
678	Rs. 20,160,925	83,559,215	103,720,140
	US\$ 201609.25	835592.15	1037201.4

3.3 Doctors

Families	Business Value	Other Value	Total
1	Rs. 5,000	3,000	8,000
	US\$ 50	30	80

3.4 Drivers

Families	Business Value	Other Value	Total
40	Rs. 1,928,900	5,624,500	7,553,400
	US\$ 19289	56245	75534

3.5 Farmers

Families		Business Value	Other Value	Total
89	Rs.	11,676,800	8,209,950	19,886,750
	US\$	116768	82099.5	198867.5

3.6 Fishermen

Families		Business Value	Other Value	Total
1458	Rs.	218,426,331	143,022,963	361,449,294
	US\$	2184263.31	1430229.63	3614492.94

3.7 Government, State Employees and Retired

Families		Business Value	Other Value	Total
198	Rs.	5,764,185	31,770,250	37,534,435
	US\$	57641.85	317702.5	375344.35

3.8 Skill Labours

Families		Business Value	Other Value	Total
156	Rs.	12,776,750	19,571,200	32,347,950
	US\$	127767.5	195712	323479.5

3.9 Tailors

Families		Business Value	Other Value	Total
23	Rs.	1,824,500	2,166,600	3,991,100
	US\$	18245	21666	39911

3.10 Teachers

Families		Business Value	Other Value	Total
94	Rs.	21,295,000	20,666,855	41,961,855
	US\$	212950	206668.55	419618.55

3.11 Weavers

Families		Business Value	Other Value	Total
2	Rs.	280,000	100,000	380,000
	US\$	2800	1000	3800

3.12 Others

Families		Business Value	Other Value	Total
66	Rs.	5,542,983	12,297,725	17,840,708
	US\$	55429.83	122977.25	178407.08

3.13 Occupation Not Given

Families		Business Value	Other Value	Total
446	Rs.	26,279,600	53,433,850	79,713,450
	US\$	262,796.00	534,338.50	797,134.50

Total


Rs.	2,777,820,858
US\$	27,778,208.58

2004 DECEMBER 26 "TSUNAMI"

ASSESSMENT OF DESTRUCTIONS TO MUSLIMS
IN THE EASTERN PROVINCE
SRI LANKA

PERSONAL DESTRUCTIONS

**KINNIYA
TRINCOMALEE DISTRICT**

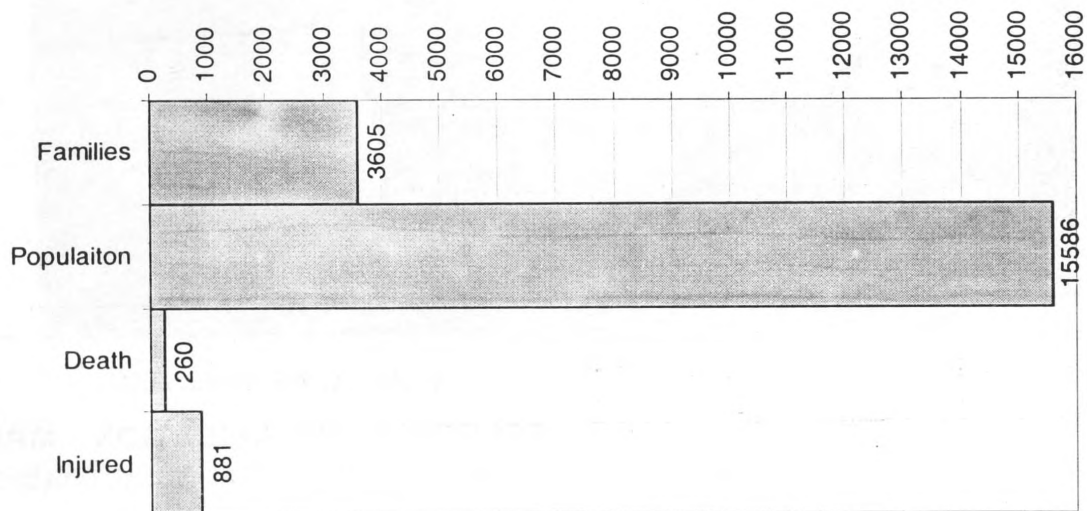


MUSLIM RECONSTRUCTION AND RESETTLEMENT ORGANISATION - MRRO
57, Norris Canal Road, Colombo 10, SRI LANKA, TP: 94 11 2697032, Fax: 94 11 2696147, E-mail: muslimrt@sltnet.lk

2004 DECEMBER 26 "TSUNAMI"
ASSESSMENT OF DESTRUCTIONS TO MUSLIMS
PERSONAL DESTRUCTIONS

1. DISTRICT: TRINCOMALEE 2. D.S. DIVISION: KINNIYA 3. VILLAGE: KINNIYA												
G.S. Division	Personal Destructions											
	Families	Population	Death					Injured				
			F	M	B	G	Total	F	M	B	G	Total
ANNAL NAGAR	698	3003	9	21	37	68	135	120	79	37	32	268
FAIZAL NAGAR	611	2535	10	12	14	16	52	76	49	37	14	176
MAHROOF NAGAR	111	508	1	0	0	0	1	0	6	0	0	6
MALINTHURAI	203	867	1	1	0	0	2	9	10	5	3	27
MANCHOLAI	30	136	0	0	0	0	0	1	0	0	0	1
MANCHOLAICHENAI	811	3549	12	10	10	13	45	98	53	46	31	228
PERIYA KINNIYA	82	369	1	1	2	4	8	2	1	3	0	6
PERIYATHU MUNAI	402	1700	0	0	0	0	0	35	30	19	8	92
RAHMANIYYANAGAR	493	2119	2	3	4	2	11	29	17	15	6	67
SINNA KINNIYA	164	800	3	2	0	1	6	3	4	2	1	10
TOTAL	3605	15586	39	50	67	104	260	373	249	164	95	881

F-Father, M-Mother, B-Boys, G-Girls



2004 DECEMBER 26 "TSUNAMI"

ASSESSMENT OF DESTRUCTIONS TO MUSLIMS
IN THE EASTERN PROVINCE
SRI LANKA

RESIDENTIAL DESTRUCTIONS


KINNIYA
TRINCOMALEE DISTRICT



MUSLIM RECONSTRUCTION AND RESETTLEMENT ORGANISATION - MRRO
57, Norris Canal Road, Colombo 10, SRI LANKA, TP: 94 11 2697032, Fax: 94 11 2696147, E-mail: muslimrt@sltnet.lk


2004 DECEMBER 26 "TSUNAMI"
ASSESSMENT OF DESTRUCTIONS TO MUSLIMS
RESIDENTIAL DESTRUCTIONS - Fully Damaged

1. DISTRICT: TRINCOMALEE 2. D.S. DIVISION: KINNIYA 3. VILLAGE: KINNIYA				
G.S. Division	Residential Destructiions			
	Families	Land Value	House Value	Total
ANNAL NAGAR	285	66,993,300	81,410,550	148,403,850
FAIZAL NAGAR	265	56,780,000	65,646,500	122,426,500
MAHROOF NAGAR	10	1,840,000	1,135,000	2,975,000
MALINTHURAI	31	4,350,000	6,375,000	10,725,000
MANCHOLAI	3	880,000	555,000	1,435,000
MANCHOLAICHENAI	161	44,421,000	66,044,600	110,465,600
PERIYA KINNIYA	3	1,200,000	390,200	1,590,200
PERIYATHU MUNAI	50	8,880,000	17,683,000	26,563,000
RAHMANIYYANAGAR	60	31,563,000	25,273,000	56,836,000
SINNA KINNIYA	8	21,530,000	840,000	22,370,000
TOTAL	876	238,437,300	265,352,850	503,790,150



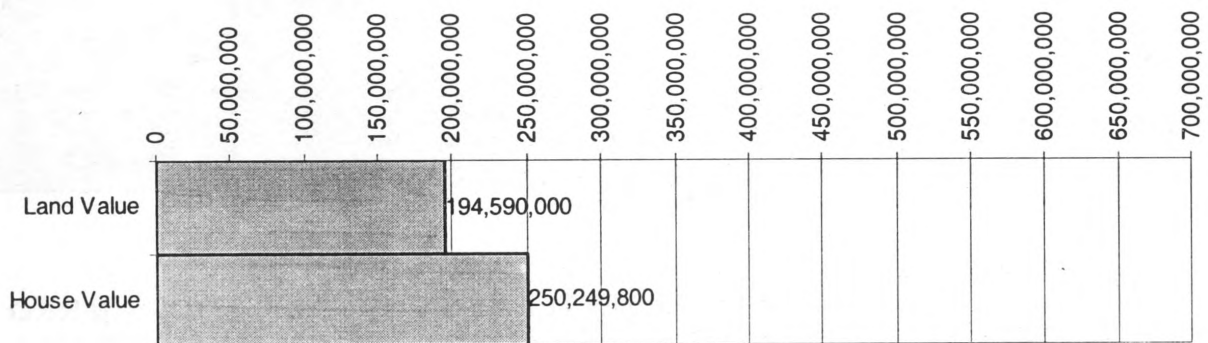
2004 DECEMBER 26 "TSUNAMI"
ASSESSMENT OF DESTRUCTIONS TO MUSLIMS
RESIDENTIAL DESTRUCTIONS - Partially Damaged

1. DISTRICT: TRINCOMALEE 2. D.S. DIVISION: KINNIYA 3. VILLAGE: KINNIYA				
G.S. Division	Residential Destructiions			
	Families	Land Value	House Value	Total
ANNAL NAGAR	204	53,125,000	60,100,000	113,225,000
FAIZAL NAGAR	142	23,500,500	28,508,000	52,008,500
MAHROOF NAGAR	39	7,970,000	14,270,000	22,240,000
MALINTHURAI	124	24,100,000	28,303,000	52,403,000
MANCHOLAI	6	500,000	600,000	1,100,000
MANCHOLAICHENAI	324	108,212,000	118,662,475	226,874,475
PERIYA KINNIYA	36	20,278,000	15,028,000	35,306,000
PERIYATHU MUNAI	231	78,911,795	88,835,625	167,747,420
RAHMANIYYANAGAR	208	125,021,000	87,602,000	212,623,000
SINNA KINNIYA	45	30,005,000	19,617,000	49,622,000
TOTAL	1359	471,623,295	461,526,100	933,149,395



2004 DECEMBER 26 "TSUNAMI"
ASSESSMENT OF DESTRUCTIONS TO MUSLIMS
RESIDENTIAL DESTRUCTIONS - Nature of Damages not given

1. DISTRICT: TRINCOMALEE 2. D.S. DIVISION: KINNIYA 3. VILLAGE: KINNIYA				
G.S. Division	Residential Destructiions			
	Families	Land Value	House Value	Total
ANNAL NAGAR	122	30,852,000	35,227,300	66,079,300
FAIZAL NAGAR	150	21,484,500	39,261,000	60,745,500
MAHROOF NAGAR	36	6,980,000	10,219,000	17,199,000
MALINTHURAI	33	5,100,000	7,306,000	12,406,000
MANCHOLAI	1	500,000	300,000	800,000
MANCHOLAICHENAI	136	75,382,000	78,859,000	154,241,000
PERIYA KINNIYA	16	3,650,000	2,869,000	6,519,000
PERIYATHU MUNAI	88	9,274,500	27,147,500	36,422,000
RAHMANIYYANAGAR	75	34,517,000	39,829,000	74,346,000
SINNA KINNIYA	22	6,850,000	9,232,000	16,082,000
TOTAL	679	194,590,000	250,249,800	444,839,800



2004 DECEMBER 26 "TSUNAMI"

ASSESSMENT OF DESTRUCTIONS TO MUSLIMS
IN THE EASTERN PROVINCE
SRI LANKA

OCCUPATIONAL DESTRUCTIONS


KINNIYA
TRINCOMALEE DISTRICT



MUSLIM RECONSTRUCTION AND RESETTLEMENT ORGANISATION - MRRO
57, Norris Canal Road, Colombo 10, SRI LANKA, TP: 94 11 2697032, Fax: 94 11 2696147, E-mail: muslimrt@sltnet.lk

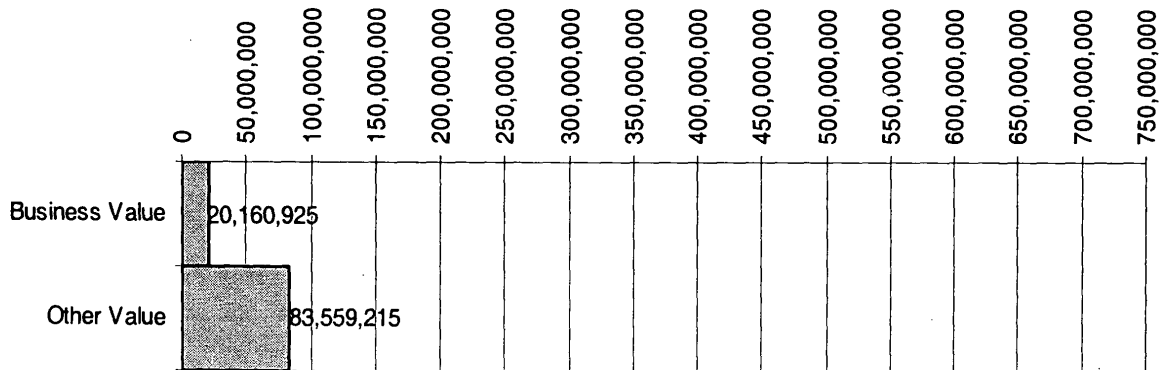
2004 DECEMBER 26 "TSUNAMI"
ASSESSMENT OF DESTRUCTIONS TO MUSLIMS
OCCUPATIONAL DESTRUCTIONS - Businessmen

1. DISTRICT: TRINCOMALEE 2. D.S. DIVISION: KINNIYA 3. VILLAGE: KINNIYA				
G.S. Division	Occupational Destructons			
	Families	Business Value	Other Value	Total
ANNAL NAGAR	67	11,946,300	9,437,500	21,383,800
FAIZAL NAGAR	47	3,907,850	4,382,900	8,290,750
MAHROOF NAGAR	13	1,160,000	1,282,250	2,442,250
MALINTHURAI	16	6,335,580	3,703,850	10,039,430
MANCHOLAI	5	518,000	-	518,000
MANCHOLAICHENAI	97	12,907,812	20,657,250	33,565,062
PERIYA KINNIYA	12	736,250	4,014,500	4,750,750
PERIYATHU MUNAI	23	8,035,500	4,677,500	12,713,000
RAHMANIYYANAGAR	56	18,548,565	19,366,624	37,915,189
SINNA KINNIYA	18	56,618,200	1,418,000	58,036,200
TOTAL	354	120,714,057	68,940,374	189,654,431




2004 DECEMBER 26 "TSUNAMI"
ASSESSMENT OF DESTRUCTIONS TO MUSLIMS
OCCUPATIONAL DESTRUCTIONS - Casual Labors

1. DISTRICT: TRINCOMALEE 2. D.S. DIVISION: KINNIYA 3. VILLAGE: KINNIYA				
G.S. Division	Occupational Destructons			
	Families	Business Value	Other Value	Total
ANNAL NAGAR	121	1,756,470	15,952,750	17,709,220
FAIZAL NAGAR	112	2,779,710	7,179,790	9,959,500
MAHROOF NAGAR	5	50,000	177,000	227,000
MALINTHURAI	34	1,045,600	2,697,750	3,743,350
MANCHOLAI	13	2,286,000	439,000	2,725,000
MANCHOLAICHENAI	175	5,096,745	22,914,700	28,011,445
PERIYA KINNIYA	19	324,800	1,441,600	1,766,400
PERIYATHU MUNAI	71	2,847,900	11,403,275	14,251,175
RAHMANIYYANAGAR	98	2,916,500	19,170,000	22,086,500
SINNA KINNIYA	30	1,057,200	2,183,350	3,240,550
TOTAL	678	20,160,925	83,559,215	103,720,140



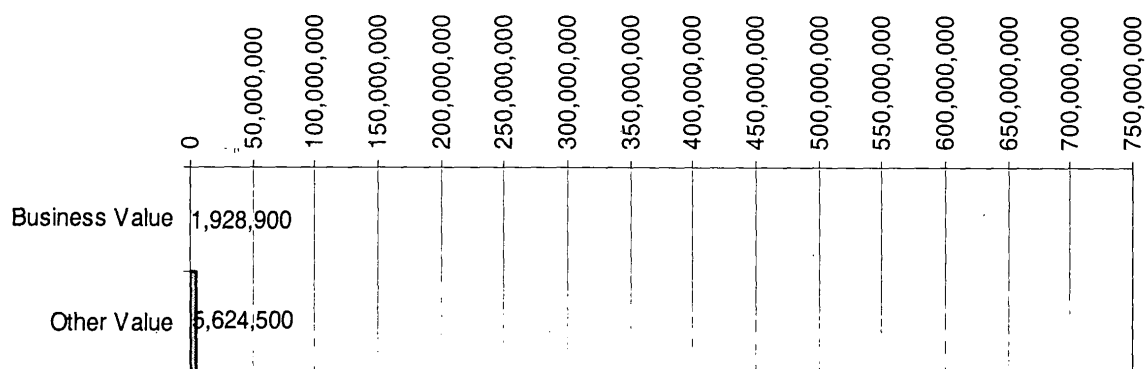
2004 DECEMBER 26 "TSUNAMI"
ASSESSMENT OF DESTRUCTIONS TO MUSLIMS
OCCUPATIONAL DESTRUCTIONS – Doctors

1. DISTRICT: TRINCOMALEE 2. D.S. DIVISION: KINNIYA 3. VILLAGE: KINNIYA				
G.S. Division	Occupational Destructors			
	Families	Business Value	Other Value	Total
PERIYATHU MUNAI	1	5,000	3,000	8,000
TOTAL	1	5,000	3,000	8,000



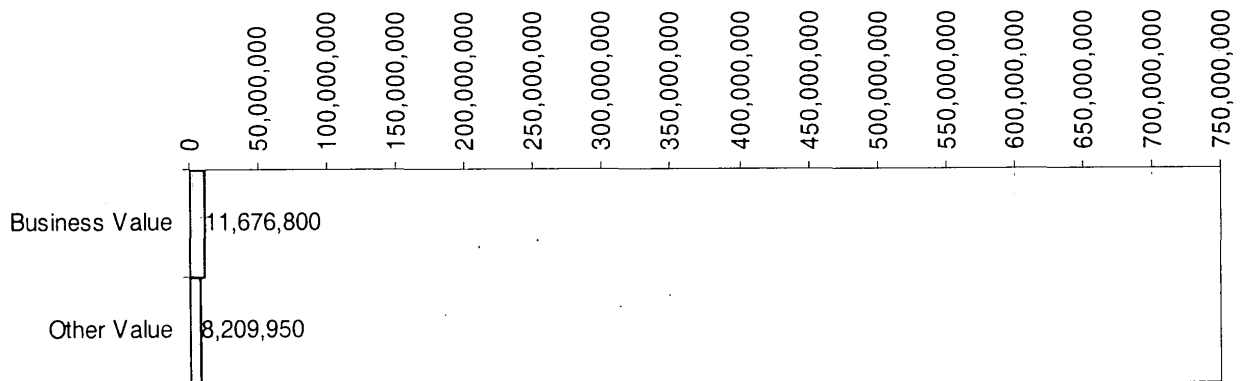
2004 DECEMBER 26 "TSUNAMI"
ASSESSMENT OF DESTRUCTIONS TO MUSLIMS
OCCUPATIONAL DESTRUCTIONS - Drivers

1. DISTRICT: TRINCOMALEE 2. D.S. DIVISION: KINNIYA 3. VILLAGE: KINNIYA				
G.S. Division	Occupational Destructons			
	Families	Business Value	Other Value	Total
ANNAL NAGAR	12	50,000	1,791,000	1,841,000
FAIZAL NAGAR	4	75,000	524,800	599,800
MAHROOF NAGAR	1	150,000	-	150,000
MALINTHURAI	1	150,000	20,000	170,000
MANCHOLAICHENAI	10	394,900	1,534,700	1,929,600
PERIYA KINNIYA	3	174,000	15,000	189,000
PERIYATHU MUNAI	7	835,000	969,000	1,804,000
RAHMANIYYANAGAR	2	100,000	770,000	870,000
TOTAL	40	1,928,900	5,624,500	7,553,400




2004 DECEMBER 26 "TSUNAMI"
ASSESSMENT OF DESTRUCTIONS TO MUSLIMS
OCCUPATIONAL DESTRUCTIONS - Farmers

1. DISTRICT: TRINCOMALEE 2. D.S. DIVISION: KINNIYA 3. VILLAGE: KINNIYA				
G.S. Division	Occupational Destructons			
	Families	Business Value	Other Value	Total
ANNAL NAGAR	28	7,886,500	2,294,200	10,180,700
FAIZAL NAGAR	13	467,500	819,500	1,287,000
MAHROOF NAGAR	1	45,000	-	45,000
MALINTHURAI	8	471,000	727,000	1,198,000
MANCHOLAI	1	15,500	-	15,500
MANCHOLAICHENAI	10	687,000	1,351,500	2,038,500
PERIYA KINNIYA	6	236,000	271,600	507,600
PERIYATHU MUNAI	7	165,000	1,191,500	1,356,500
RAHMANIYYANAGAR	11	1,127,000	1,292,400	2,419,400
SINNA KINNIYA	4	576,300	262,250	838,550
TOTAL	89	11,676,800	8,209,950	19,886,750



2004 DECEMBER 26 "TSUNAMI"
ASSESSMENT OF DESTRUCTIONS TO MUSLIMS
OCCUPATIONAL DESTRUCTIONS - Fishermen

1. DISTRICT: TRINCOMALEE 2. D.S. DIVISION: KINNIYA 3. VILLAGE: KINNIYA				
G.S. Division	Occupational Destructons			
	Families	Business Value	Other Value	Total
ANNAL NAGAR	340	43,241,510	41,341,800	84,583,310
FAIZAL NAGAR	346	40,688,000	24,247,725	64,935,725
MAHROOF NAGAR	27	2,308,900	1,354,500	3,663,400
MALINTHURAI	66	4,070,000	2,381,900	6,451,900
MANCHOLAI	6	829,000	264,000	1,093,000
MANCHOLAICHENAI	246	47,925,450	26,127,888	74,053,338
PERIYA KINNIYA	8	891,500	266,000	1,157,500
PERIYATHU MUNAI	139	20,145,471	17,293,000	37,438,471
RAHMANIYYANAGAR	194	49,924,700	27,935,650	77,860,350
SINNA KINNIYA	86	8,401,800	1,810,500	10,212,300
TOTAL	1458	218,426,331	143,022,963	361,449,294

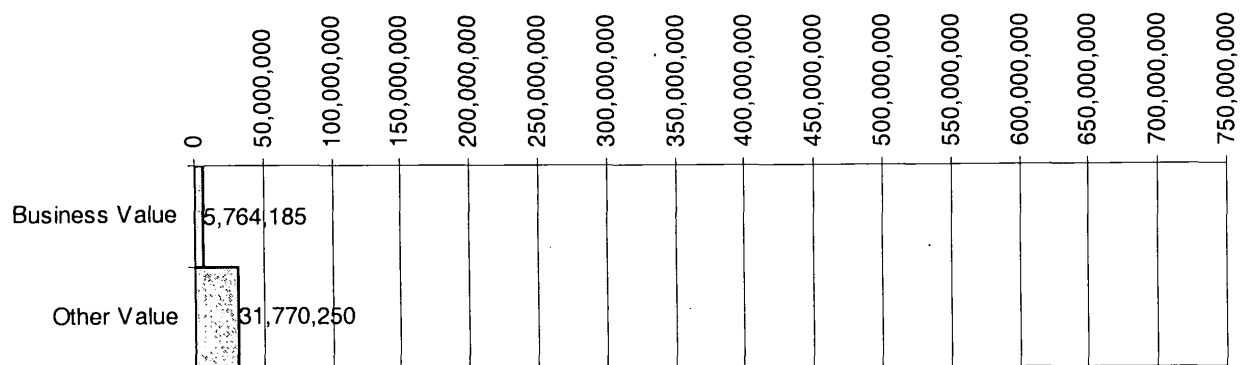


2004 DECEMBER 26 "TSUNAMI"

ASSESSMENT OF DESTRUCTIONS TO MUSLIMS

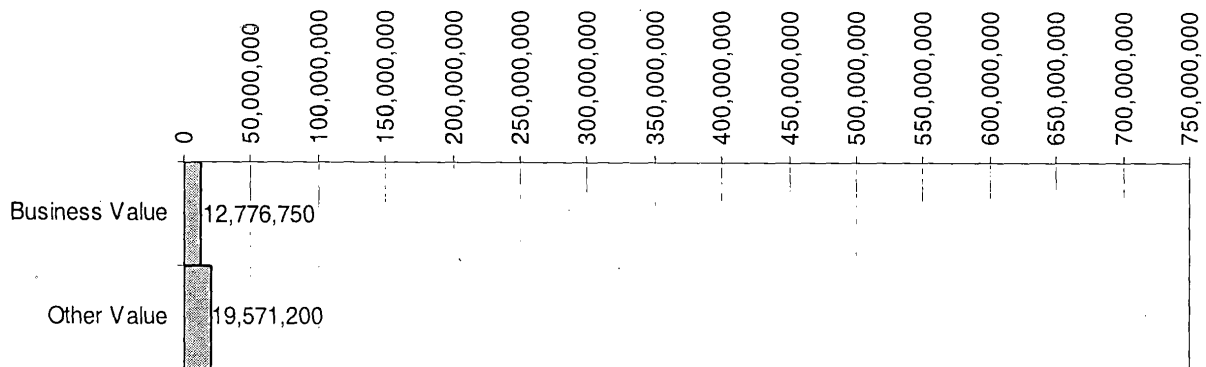
OCCUPATIONAL DESTRUCTIONS - Government, State Employees and Retired

1. DISTRICT: TRINCOMALEE		2. D.S. DIVISION: KINNIYA		3. VILLAGE: KINNIYA	
G.S. Division	Occupational Destructions				
	Families	Business Value	Other Value	Total	
ANNAL NAGAR	14	181,200	2,452,100	2,633,300	
FAIZAL NAGAR	9	1,970,000	2,673,700	4,643,700	
MAHROOF NAGAR	4	-	172,000	172,000	
MALINTHURAI	21	332,500	2,219,000	2,551,500	
MANCHOLAI	1	-	300,000	300,000	
MANCHOLAICHENAI	61	1,456,185	9,368,830	10,825,015	
PERIYA KINNIYA	6	-	461,000	461,000	
PERIYATHU MUNAI	39	480,750	6,789,020	7,269,770	
RAHMANIYYANAGAR	28	722,000	6,439,400	7,161,400	
SINNA KINNIYA	15	621,550	895,200	1,516,750	
TOTAL	198	5,764,185	31,770,250	37,534,435	




2004 DECEMBER 26 "TSUNAMI"
ASSESSMENT OF DESTRUCTIONS TO MUSLIMS
OCCUPATIONAL DESTRUCTIONS - Skill Labors

1. DISTRICT: TRINCOMALEE 2. D.S. DIVISION: KINNIYA 3. VILLAGE: KINNIYA				
G.S. Division	Occupational Destructons			
	Families	Business Value	Other Value	Total
ANNAL NAGAR	43	2,593,300	4,105,400	6,698,700
FAIZAL NAGAR	4	55,000	213,000	268,000
MAHROOF NAGAR	45	718,000	3,526,100	4,244,100
MALINTHURAI	2	-	880,000	880,000
MANCHOLAI	1	400,000	270,000	670,000
MANCHOLAICHENAI	8	4,943,000	2,671,500	7,614,500
PERIYA KINNIYA	4	235,000	172,500	407,500
PERIYATHU MUNAI	33	2,691,450	5,381,500	8,072,950
RAHMANIYYANAGAR	12	1,091,000	2,144,000	3,235,000
SINNA KINNIYA	4	50,000	207,200	257,200
TOTAL	156	12,776,750	19,571,200	32,347,950



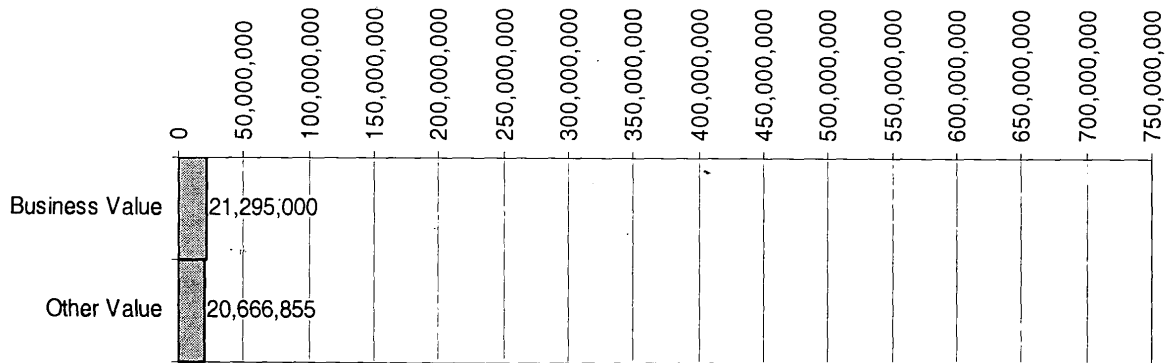
2004 DECEMBER 26 "TSUNAMI"
ASSESSMENT OF DESTRUCTIONS TO MUSLIMS
OCCUPATIONAL DESTRUCTIONS – Tailors

1. DISTRICT: TRINCOMALEE 2. D.S. DIVISION: KINNIYA 3. VILLAGE: KINNIYA				
G.S. Division	Occupational Destructons			
	Families	Business Value	Other Value	Total
FAIZAL NAGAR	1	15,000	270,000	285,000
MAHROOF NAGAR	1	200,000	-	200,000
MALINTHURAI	3	90,000	75,000	165,000
MANCHOLAICHENAI	14	986,000	1,803,500	2,789,500
PERIYA KINNIYA	1	33,500	13,100	46,600
PERIYATHU MUNAI	2	410,000	5,000	415,000
RAHMANIYYANAGAR	1	90,000	-	90,000
TOTAL	23	1,824,500	2,166,600	3,991,100




2004 DECEMBER 26 "TSUNAMI"
ASSESSMENT OF DESTRUCTIONS TO MUSLIMS
OCCUPATIONAL DESTRUCTIONS - Teachers

1. DISTRICT: TRINCOMALEE 2. D.S. DIVISION: KINNIYA 3. VILLAGE: KINNIYA				
G.S. Division	Occupational Destructions			
	Families	Business Value	Other Value	Total
ANNAL NAGAR	3	36,500	175,000	211,500
FAIZAL NAGAR	2	350,000	13,000	363,000
MALINTHURAI	15	621,500	1,284,500	1,906,000
MANCHOLAICHENAI	31	10,375,000	10,461,250	20,836,250
PERIYA KINNIYA	7	209,000	450,500	659,500
PERIYATHU MUNAI	14	123,500	1,301,415	1,424,915
RAHMANIYYANAGAR	22	9,579,500	6,981,190	16,560,690
TOTAL	94	21,295,000	20,666,855	41,961,855



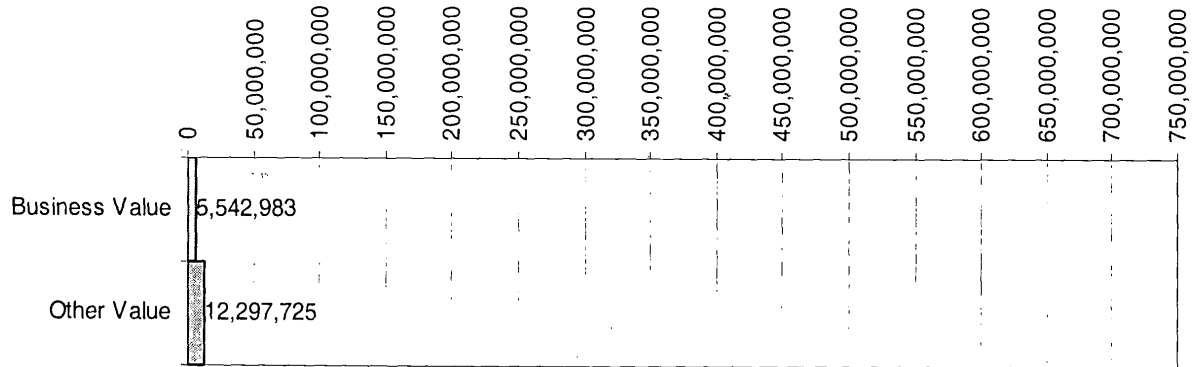
2004 DECEMBER 26 "TSUNAMI"
ASSESSMENT OF DESTRUCTIONS TO MUSLIMS
OCCUPATIONAL DESTRUCTIONS – Weavers

1. DISTRICT: TRINCOMALEE 2. D.S. DIVISION: KINNIYA 3. VILLAGE: KINNIYA				
G.S. Division	Occupational Destructons			
	Families	Business Value	Other Value	Total
ANNAL NAGAR	1	-	75,000	75,000
PERIYATHU MUNAI	1	280,000	25,000	305,000
TOTAL	2	280,000	100,000	380,000



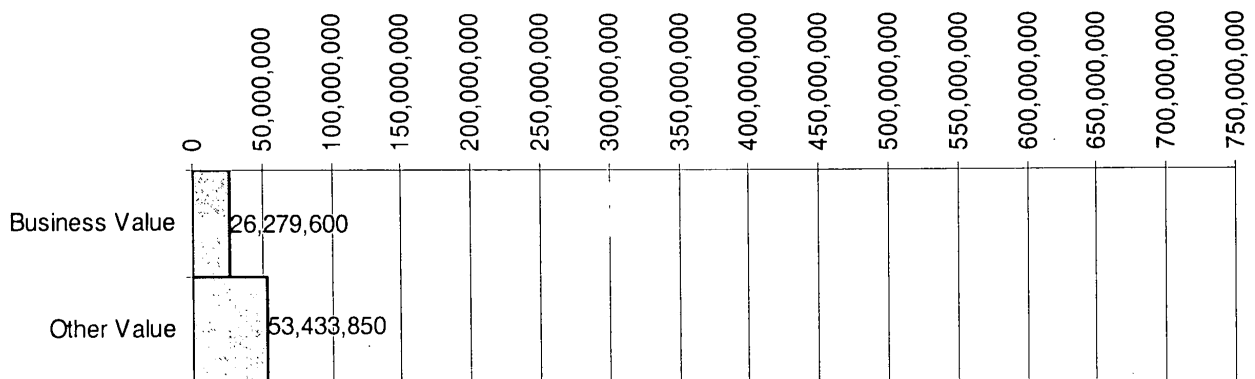
2004 DECEMBER 26 "TSUNAMI"
ASSESSMENT OF DESTRUCTIONS TO MUSLIMS
OCCUPATIONAL DESTRUCTIONS – Others

1. DISTRICT: TRINCOMALEE 2. D.S. DIVISION: KINNIYA 3. VILLAGE: KINNIYA				
G.S. Division	Occupational Destructons			
	Families	Business Value	Other Value	Total
ANNAL NAGAR	12	928,000	2,488,000	3,416,000
FAIZAL NAGAR	2	385,000	85,000	470,000
MALINTHURAI	4	29,000	537,000	566,000
MANCHOLAICHENAI	21	3,290,900	3,689,125	6,980,025
PERIYA KINNIYA	4	650,000	508,000	1,158,000
PERIYATHU MUNAI	11	156,950	1,030,600	1,187,550
RAHMANIYYANAGAR	12	103,133	3,960,000	4,063,133
TOTAL	66	5,542,983	12,297,725	17,840,708



2004 DECEMBER 26 "TSUNAMI"
ASSESSMENT OF DESTRUCTIONS TO MUSLIMS
OCCUPATIONAL DESTRUCTIONS - Occupation Not Given

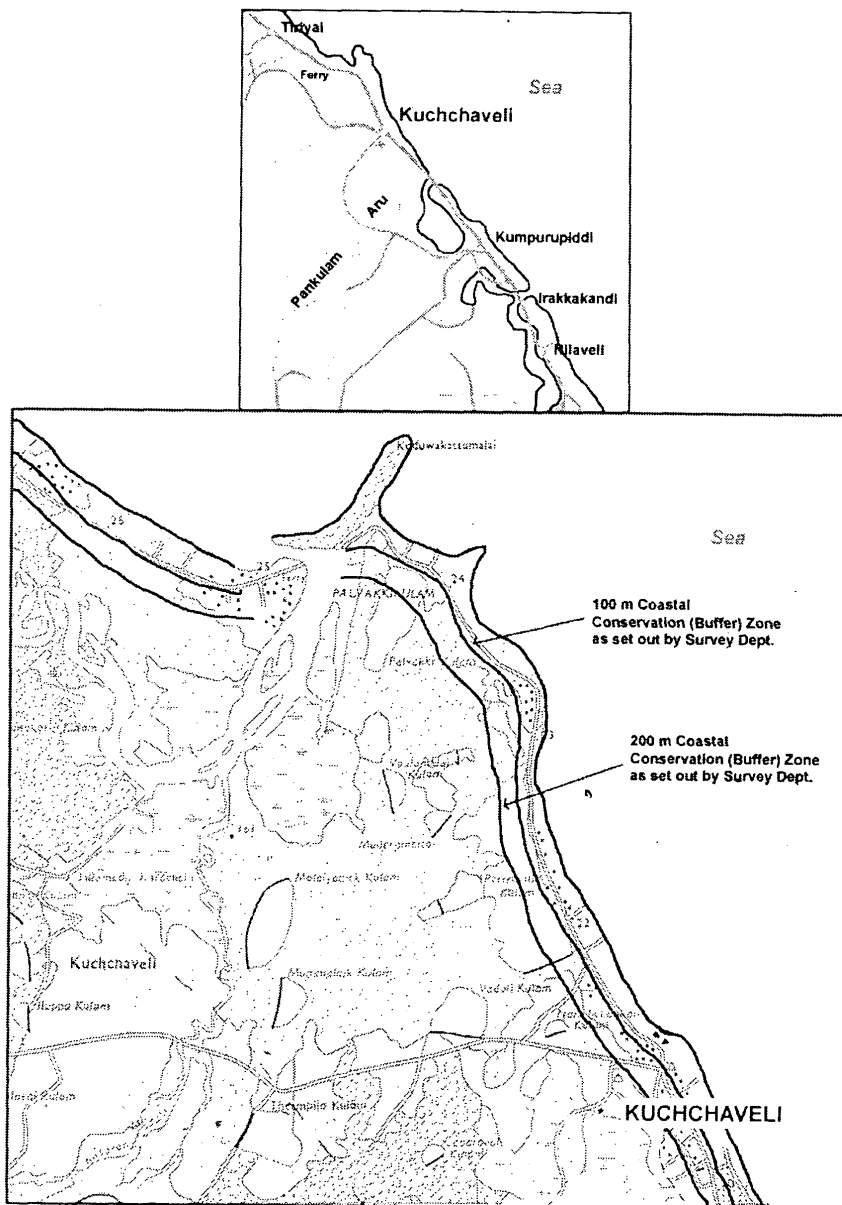
1. DISTRICT: TRINCOMALEE 2. D.S. DIVISION: KINNIYA 3. VILLAGE: KINNIYA				
G.S. Division	Occupational Destructons			
	Families	Business Value	Other Value	Total
ANNAL NAGAR	57	904,600	6,384,000	7,288,600
FAIZAL NAGAR	71	1,477,500	4,361,450	5,838,950
MAHROOF NAGAR	14	70,000	623,500	693,500
MALINTHURAI	33	279,000	1,290,800	1,569,800
MANCHOLAI	3	188,600	385,000	573,600
MANCHOLAICHENAI	138	21,395,400	24,174,650	45,570,050
PERIYA KINNIYA	12	8,000	724,700	732,700
PERIYATHU MUNAI	54	260,000	4,682,300	4,942,300
RAHMANIYYANAGAR	57	1,591,500	10,302,450	11,893,950
SINNA KINNIYA	7	105,000	505,000	610,000
TOTAL	446	26,279,600	53,433,850	79,713,450



2004 DECEMBER 26 "TSUNAMI"

ASSESSMENT OF DESTRUCTIONS TO MUSLIMS
IN THE EASTERN PROVINCE
SRI LANKA

KUCHCHAVELI
TRINCOMALEE DISTRICT



MUSLIM RECONSTRUCTION AND RESETTLEMENT ORGANISATION - MRRO
57, Norris Canal Road, Colombo 10, SRI LANKA, TP: 94 11 2697032, Fax: 94 11 2696147, E-mail: muslimrt@slnet.lk

Tsunami Destructions - Kuchchaveli

1.0 Personal Destructions

Families	Population	Death					Injured				
		F	M	B	G	Total	F	M	B	G	Total
1261	5220	7	8	3	11	29	54	18	13	10	95

F-Father, M-Mother, B-Boys, G-Girls

2.0 Residential Destructions

2.1 Fully Damaged

Families	Land Value	House Value	Total
229	Rs. 60,930,500	56,362,750	117,293,250
	US\$ 609,305	563,628	1,172,933

2.2 Partially Damaged

Families	Land Value	House Value	Total
209	Rs. 43,184,500	44,843,600	88,028,100
	US\$ 431,845	448,436	880,281

2.3 Nature of Damage Not Given

Families	Land Value	House Value	Total
203	Rs. 31,946,900	50,665,400	82,612,300
	US\$ 319,469	506,654	826,123

2.4 Residential Destructions Total

Families	Land Value	House Value	Total
641	Rs. 136,061,900	151,871,750	287,933,650
	US\$ 1,360,619	151,871,750	287,933,650

3.0 Occupational Destructions

Families	Business Value	Other Value	Total
1261	Rs. 128,259,642	65,727,035	193,986,677
	US\$ 1,282,596.42	657,270.35	1,939,866.77

3.1 Businessmen

Families	Business Value	Other Value	Total
89	Rs. 9,453,462	5,770,700	15,224,162
	US\$ 94,534.62	57,707	152,241.62

3.2 Casual Labours

Families	Business Value	Other Value	Total
98	Rs. 8,279,500	3,398,085	11,677,585
	US\$ 82,795	33,980.85	116,775.85

3.4 Drivers

Families	Business Value	Other Value	Total
11	Rs. 586,000	258,500	844,500
	US\$ 5,860	2,585	8,445

3.5 Farmers

Families	Business Value	Other Value	Total
210	Rs. 23,716,600	17,125,550	40,842,150
	US\$ 237,166	171,255.5	408,421.5

3.6 Fishermen				
Families		Business Value	Other Value	Total
712	Rs.	81,072,580	33,113,950	114,186,530
	US\$	810725.8	331139.5	1141865.3
3.7 Government, State Employees and Retired				
Families		Business Value	Other Value	Total
1	Rs.	0	5,000	5,000
	US\$	0	50	50
3.8 Skill Labours				
Families		Business Value	Other Value	Total
8	Rs.	97,500	265,500	363,000
	US\$	975	2655	3630
3.9 Tailors				
Families		Business Value	Other Value	Total
8	Rs.	495,000	863,750	1,358,750
	US\$	4950	8637.5	13587.5
3.10 Teachers				
Families		Business Value	Other Value	Total
5	Rs.	338,000	224,750	562,750
	US\$	3380	2247.5	5627.5
3.12 Others				
Families		Business Value	Other Value	Total
2	Rs.	76,000	59,000	135,000
	US\$	760	590	1350
3.13 Occupation Not Given				
Families		Business Value	Other Value	Total
117	Rs.	4,145,000	4,642,250	8,787,250
	US\$	41,450.00	46,422.50	87,872.50
Total			Rs.	481,920,327
			US\$	4,819,203.27

2004 DECEMBER 26 "TSUNAMI"

ASSESSMENT OF DESTRUCTIONS TO MUSLIMS
IN THE EASTERN PROVINCE
SRI LANKA

PERSONAL DESTRUCTIONS

KUCHCHAVELI
TRINCOMALEE DISTRICT

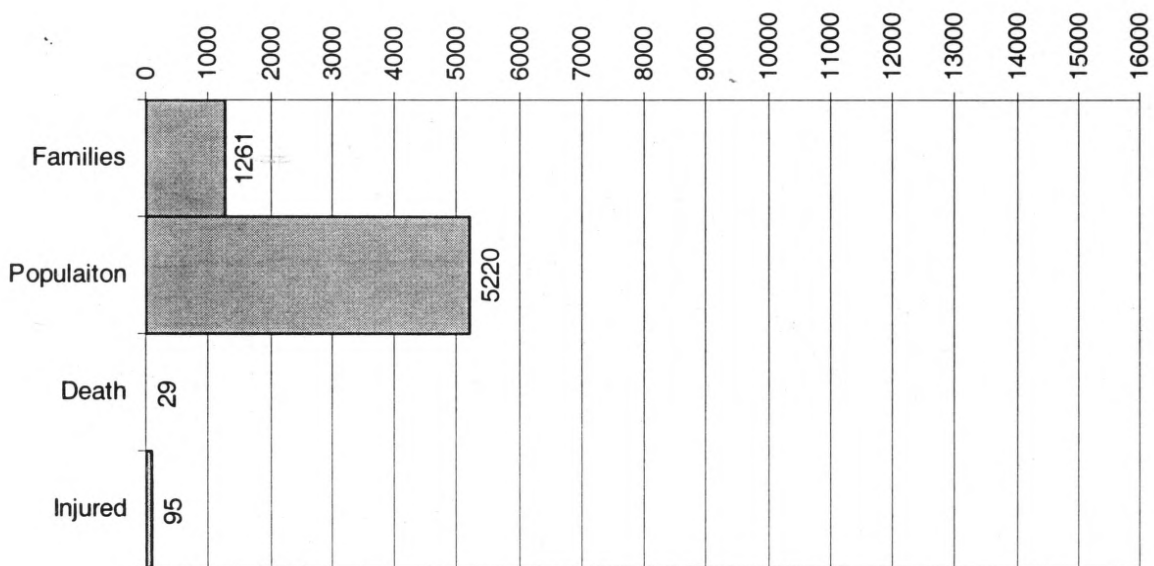


MUSLIM RECONSTRUCTION AND RESETTLEMENT ORGANISATION - MRRO
57, Norris Canal Road, Colombo 10, SRI LANKA, TP: 94 11 2697032, Fax: 94 11 2696147, E-mail: muslimrt@sltnet.lk

2004 DECEMBER 26 "TSUNAMI"
ASSESSMENT OF DESTRUCTIONS TO MUSLIMS
PERSONAL DESTRUCTIONS

1. DISTRICT: TRINCOMALEE 2. D.S. DIVISION: KUCHCHAVELI 3. VILLAGE: KUCHCHAVELI													
G.S. Division	Personal Destructons												
	Families	Population	Death					Injured					
			F	M	B	G	Total	F	M	B	G	Total	
IRAKAKANDI	377	1607	2	0	0	0	2	18	3	10	3	34	
JAYANAGAR	158	604	4	1	0	0	5	1	3	0	1	5	
GOPALAPURAM	85	374	0	0	0	0	0	1	0	0	0	1	
NILAVELI-VELOOR	334	1336	1	7	1	10	19	23	8	1	4	36	
SENTHOOR	210	907	0	0	2	1	3	11	3	2	2	18	
VALAIYOOOTHU	97	392	0	0	0	0	0	0	1	0	0	1	
TOTAL	1261	5220	7	8	3	11	29	54	18	13	10	95	

F-Father, M-Mother, B-Boys, G-Girls



2004 DECEMBER 26 "TSUNAMI"

ASSESSMENT OF DESTRUCTIONS TO MUSLIMS
IN THE EASTERN PROVINCE
SRI LANKA

RESIDENTIAL DESTRUCTIONS


KUCHCHAVELI
TRINCOMALEE DISTRICT



MUSLIM RECONSTRUCTION AND RESETTLEMENT ORGANISATION - MRRO
57, Norris Canal Road, Colombo 10, SRI LANKA, TP: 94 11 2697032, Fax: 94 11 2696147, E-mail: muslimrt@sltnet.lk

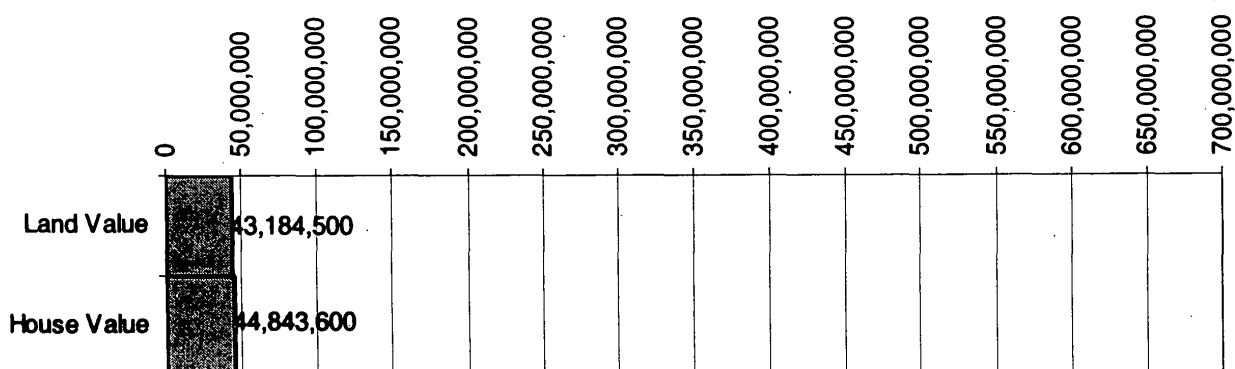
**2004 DECEMBER 26 "TSUNAMI"
ASSESSMENT OF DESTRUCTIONS TO MUSLIMS
RESIDENTIAL DESTRUCTIONS - Fully Damaged**

1. DISTRICT: TRINCOMALEE 2. D.S. DIVISION: KUCHCHAVELI 3. VILLAGE: KUCHCHAVELI				
G.S. Division	Residential Destructios			
	Families	Land Value	House Value	Total
IRAKAKANDI	5	475,000	625,000	1,100,000
JAYANAGAR	66	10,047,500	10,282,750	20,330,250
GOPALAPURAM	3	500,000	5,394,000	5,894,000
NILAVELI-VELOOR	103	42,190,000	35,297,000	77,487,000
SENTHOOR	52	7,718,000	4,764,000	12,482,000
TOTAL	229	60,930,500	56,362,750	117,293,250



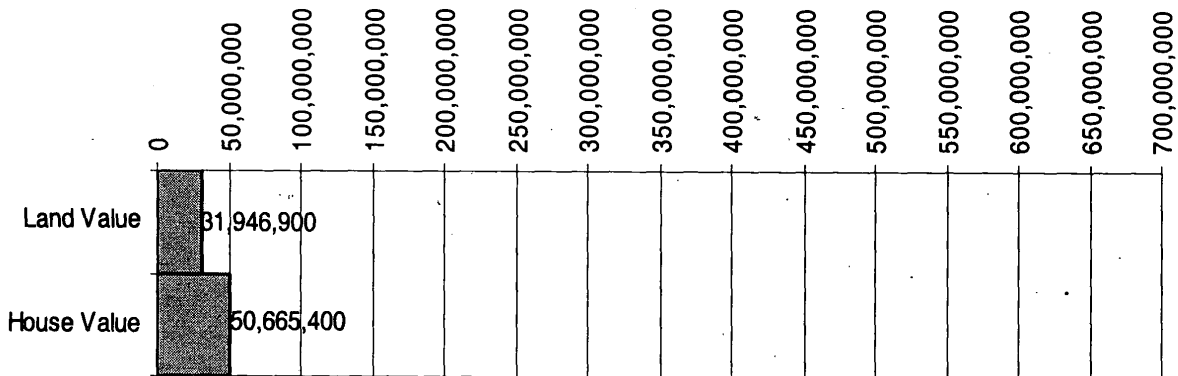
**2004 DECEMBER 26 "TSUNAMI"
ASSESSMENT OF DESTRUCTIONS TO MUSLIMS
RESIDENTIAL DESTRUCTIONS - Partially Damaged**

1. DISTRICT: TRINCOMALEE 2. D.S. DIVISION: KUCHCHAVELI 3. VILLAGE: KUCHCHAVELI				
G.S. Division	Residential Destructiions			
	Families	Land Value	House Value	Total
IRAKAKANDI	7	218,000	384,000	602,000
JAYANAGAR	26	3,638,500	5,083,500	8,722,000
GOPALAPURAM	13	2,205,000	2,245,000	4,450,000
NILAVELI-VELOOR	110	32,909,000	32,240,000	65,149,000
SENTHOOR	50	3,614,000	3,991,100	7,605,100
VALAIYOOTHU	3	600,000	900,000	1,500,000
TOTAL	209	43,184,500	44,843,600	88,028,100



2004 DECEMBER 26 "TSUNAMI"
ASSESSMENT OF DESTRUCTIONS TO MUSLIMS
RESIDENTIAL DESTRUCTIONS - Nature of Damages not given

1. DISTRICT: TRINCOMALEE 2. D.S. DIVISION: KUCHCHAVELI 3. VILLAGE: KUCHCHAVELI				
G.S. Division	Residential Destructiions			
	Families	Land Value	House Value	Total
IRAKAKANDI	12	1,130,000	1,840,000	2,970,000
JAYANAGAR	34	5,928,500	8,894,000	14,822,500
GOPALAPURAM	13	1,440,000	1,197,000	2,637,000
NILAVELI-VELOOR	56	11,776,000	24,023,000	35,799,000
SENTHOOR	87	11,672,400	14,701,400	26,373,800
VALAIYOOTHU	1	-	10,000	10,000
TOTAL	203	31,946,900	50,665,400	82,612,300



2004 DECEMBER 26 "TSUNAMI"

ASSESSMENT OF DESTRUCTIONS TO MUSLIMS
IN THE EASTERN PROVINCE
SRI LANKA

OCCUPATIONAL DESTRUCTIONS

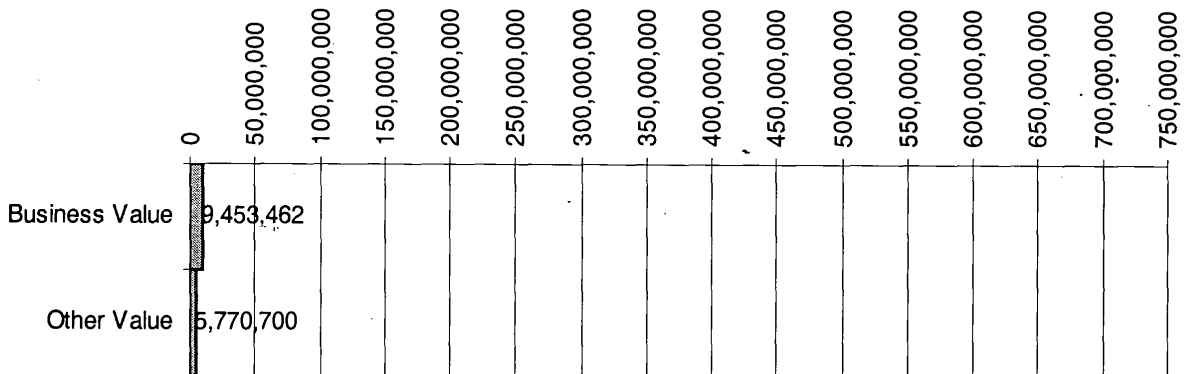
KUCHCHAVELI
TRINCOMALEE DISTRICT



MUSLIM RECONSTRUCTION AND RESETTLEMENT ORGANISATION - MRRO
57, Norris Canal Road, Colombo 10, SRI LANKA, TP: 94 11 2697032, Fax: 94 11 2696147, E-mail: muslimrt@sltnet.lk


2004 DECEMBER 26 "TSUNAMI"
ASSESSMENT OF DESTRUCTIONS TO MUSLIMS
OCCUPATIONAL DESTRUCTIONS - Businessmen

1. DISTRICT: TRINCOMALEE 2. D.S. DIVISION: KUCHCHAVELI 3. VILLAGE: KUCHCHAVELI				
G.S. Division	Occupational Destructuons			
	Families	Business Value	Other Value	Total
IRAKAKANDI	8	725,000	977,000	1,702,000
JAYANAGAR	19	1,643,700	1,119,500	2,763,200
GOPALAPURAM	13	208,850	69,500	278,350
NILAVELI-VELOOR	26	2,295,000	2,330,500	4,625,500
SENTHOOR	19	4,547,412	1,253,600	5,801,012
VALAIYOOTHU	4	33,500	20,600	54,100
TOTAL	89	9,453,462	5,770,700	15,224,162



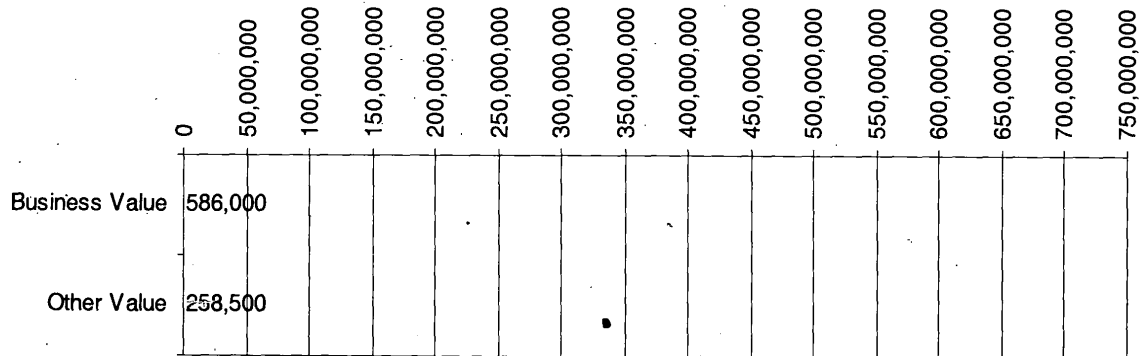
2004 DECEMBER 26 "TSUNAMI"
ASSESSMENT OF DESTRUCTIONS TO MUSLIMS
OCCUPATIONAL DESTRUCTIONS - Casual Labors

1. DISTRICT: TRINCOMALEE 2. D.S. DIVISION: KUCHCHAVELI 3. VILLAGE: KUCHCHAVELI				
G.S. Division	Occupational Destructions			
	Families	Business Value	Other Value	Total
IRAKAKANDI	15	218,600	20,000	238,600
JAYANAGAR	10	10,000	253,000	263,000
GOPALAPURAM	9	74,000	153,500	227,500
NILAVELI-VELOOR	49	7,837,400	2,839,950	10,677,350
SENTHOOR	8	125,000	97,750	222,750
VALAIYOOTHU	7	14,500	33,885	48,385
TOTAL	98	8,279,500	3,398,085	11,677,585



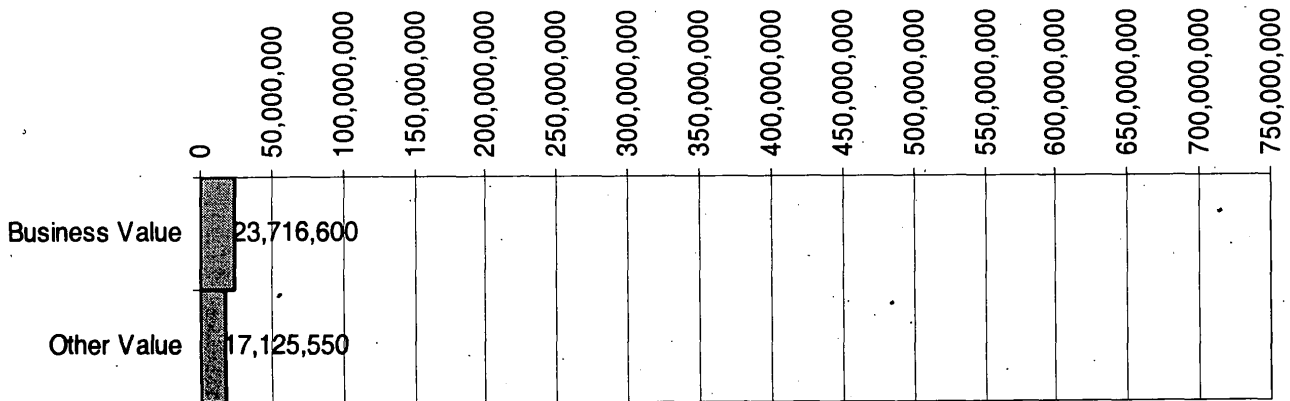
2004 DECEMBER 26 "TSUNAMI"
ASSESSMENT OF DESTRUCTIONS TO MUSLIMS
OCCUPATIONAL DESTRUCTIONS - Drivers

1. DISTRICT: TRINCOMALEE 2. D.S. DIVISION: KUCHCHAVELI 3. VILLAGE: KUCHCHAVELI				
G.S. Division	Occupational Destructions			
	Families	Business Value	Other Value	Total
IRAKAKANDI	1	-	-	-
JAYANAGAR	3	89,000	97,500	186,500
NILAVELI-VELOOR	5	497,000	161,000	658,000
SENTHOOR	1	-	-	-
VALAIYOTHU	1	-	-	-
TOTAL	11	586,000	258,500	844,500



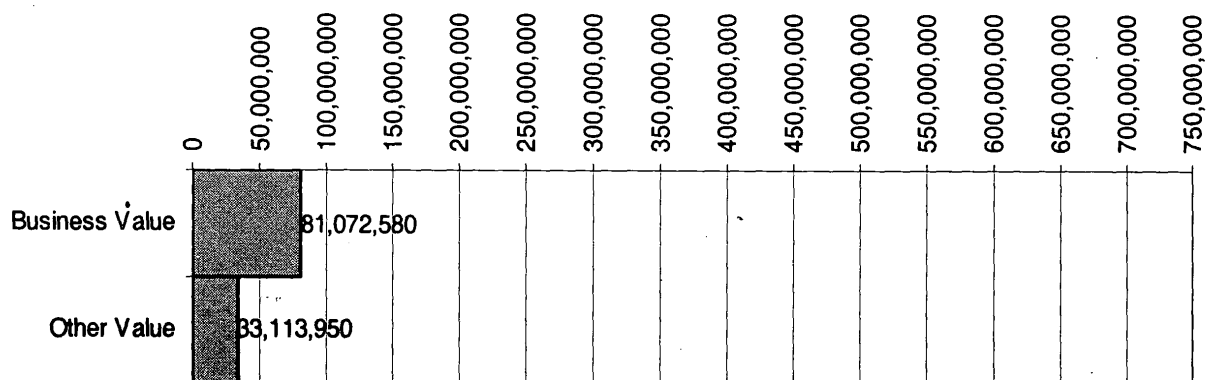
2004 DECEMBER 26 "TSUNAMI"
ASSESSMENT OF DESTRUCTIONS TO MUSLIMS
OCCUPATIONAL DESTRUCTIONS - Farmers

1. DISTRICT: TRINCOMALEE 2. D.S. DIVISION: KUCHCHAVELI 3. VILLAGE: KUCHCHAVELI				
G.S. Division	Occupational Destructutions			
	Families	Business Value	Other Value	Total
IRAKAKANDI	4	125,000	25,000	150,000
JAYANAGAR	20	2,000,000	1,971,000	3,971,000
GOPALAPURAM	36	1,541,900	424,500	1,966,400
NILAVELI-VELOOR	148	19,769,700	14,705,050	34,474,750
SENTHOOR	2	280,000	-	280,000
TOTAL	210	23,716,600	17,125,550	40,842,150



2004 DECEMBER 26 "TSUNAMI"
ASSESSMENT OF DESTRUCTIONS TO MUSLIMS
OCCUPATIONAL DESTRUCTIONS - Fishermen

1. DISTRICT: TRINCOMALEE 2. D.S. DIVISION: KUCHCHAVELI 3. VILLAGE: KUCHCHAVELI				
G.S. Division	Occupational Destructons			
	Families	Business Value	Other Value	Total
IRAKAKANDI	318	26,300,805	12,561,350	38,862,155
JAYANAGAR	81	15,159,650	9,932,200	25,091,850
GOPALAPURAM	19	624,000	87,000	711,000
NILAVELI-VELOOR	58	9,909,500	3,116,750	13,026,250
SENTHOOR	156	27,819,325	7,184,200	35,003,525
VALAIYOOTHU	80	1,259,300	232,450	1,491,750
TOTAL	712	81,072,580	33,113,950	114,186,530




2004 DECEMBER 26 "TSUNAMI"

ASSESSMENT OF DESTRUCTIONS TO MUSLIMS

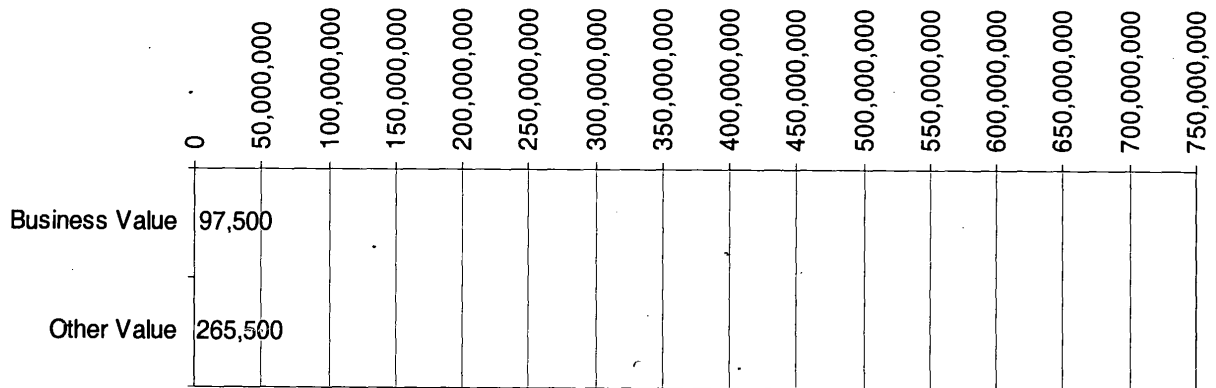
OCCUPATIONAL DESTRUCTIONS - Government, State Employees and Retired

1. DISTRICT: TRINCOMALEE 2. D.S. DIVISION: KUCHCHAVELI 3. VILLAGE: KUCHCHAVELI				
G.S. Division	Occupational Destructions			
	Families	Business Value	Other Value	Total
JAYANAGAR	1	-	5,000	5,000
TOTAL	1	-	5,000	5,000



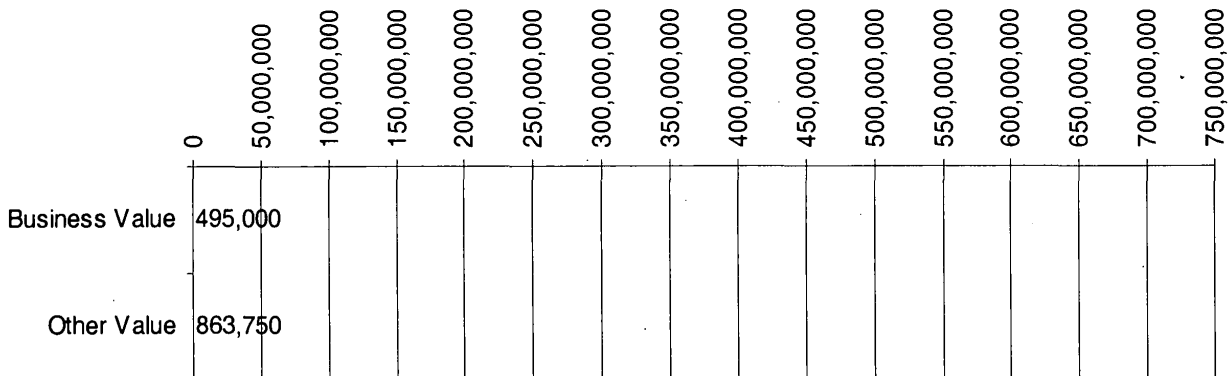
2004 DECEMBER 26 "TSUNAMI"
ASSESSMENT OF DESTRUCTIONS TO MUSLIMS
OCCUPATIONAL DESTRUCTIONS - Skill Labors

1. DISTRICT: TRINCOMALEE 2. D.S. DIVISION: KUCHCHAVELI 3. VILLAGE: KUCHCHAVELI				
G.S. Division	Occupational Destructions			
	Families	Business Value	Other Value	Total
IRAKAKANDI	2	-	-	-
JAYANAGAR	2	97,500	63,000	160,500
NILAVELI-VELOOR	1	-	-	-
SENTHOOR	2	-	202,500	202,500
VALAIYOTHU	1	-	-	-
TOTAL	8	97,500	265,500	363,000




2004 DECEMBER 26 "TSUNAMI"
ASSESSMENT OF DESTRUCTIONS TO MUSLIMS
OCCUPATIONAL DESTRUCTIONS - Tailors

1. DISTRICT: TRINCOMALEE 2. D.S. DIVISION: KUCHCHAVELI 3. VILLAGE: KUCHCHAVELI				
G.S. Division	Occupational Destructutions			
	Families	Business Value	Other Value	Total
IRAKAKANDI	1	-	-	-
JAYANAGAR	1	17,000	80,750	97,750
NILAVELI-VELOOR	3	86,000	747,000	833,000
SENTHOOR	3	392,000	36,000	428,000
TOTAL	8	495,000	863,750	1,358,750




2004 DECEMBER 26 "TSUNAMI"
ASSESSMENT OF DESTRUCTIONS TO MUSLIMS
OCCUPATIONAL DESTRUCTIONS - Teachers

1. DISTRICT: TRINCOMALEE 2. D.S. DIVISION: KUCHCHAVELI 3. VILLAGE: KUCHCHAVELI				
G.S. Division	Occupational Destructons			
	Families	Business Value	Other Value	Total
IRAKAKANDI	1	80,000	50,000	130,000
NILAVELI-VELOOR	4	258,000	174,750	432,750
TOTAL	5	338,000	224,750	562,750



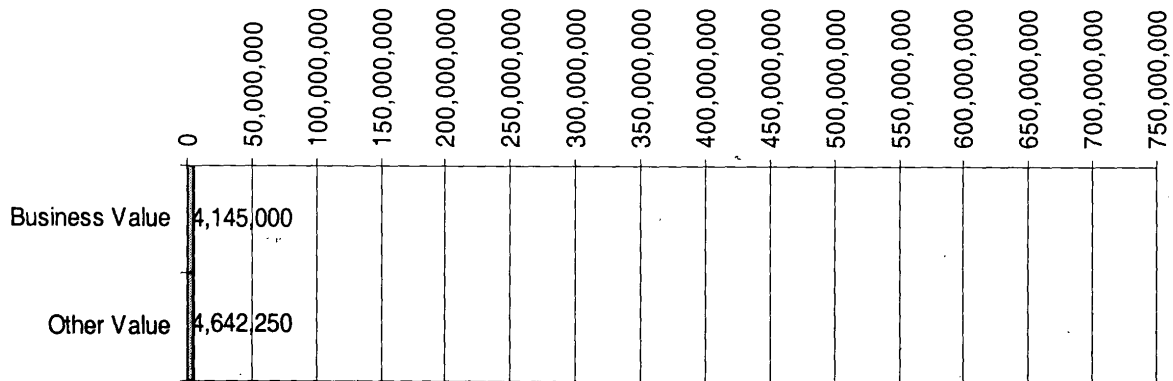
**2004 DECEMBER 26 "TSUNAMI"
ASSESSMENT OF DESTRUCTIONS TO MUSLIMS
OCCUPATIONAL DESTRUCTIONS - Others**

1. DISTRICT: TRINCOMALEE 2. D.S. DIVISION: KUCHCHAVELI 3. VILLAGE: KUCHCHAVELI				
G.S. Division	Occupational Destructons			
	Families	Business Value	Other Value	Total
GOPALAPURAM	1	76,000	3,000	79,000
NILAVELI-VELOOR	1	-	56,000	56,000
TOTAL	2	76,000	59,000	135,000



2004 DECEMBER 26 "TSUNAMI"
ASSESSMENT OF DESTRUCTIONS TO MUSLIMS
OCCUPATIONAL DESTRUCTIONS - Occupation Not Given

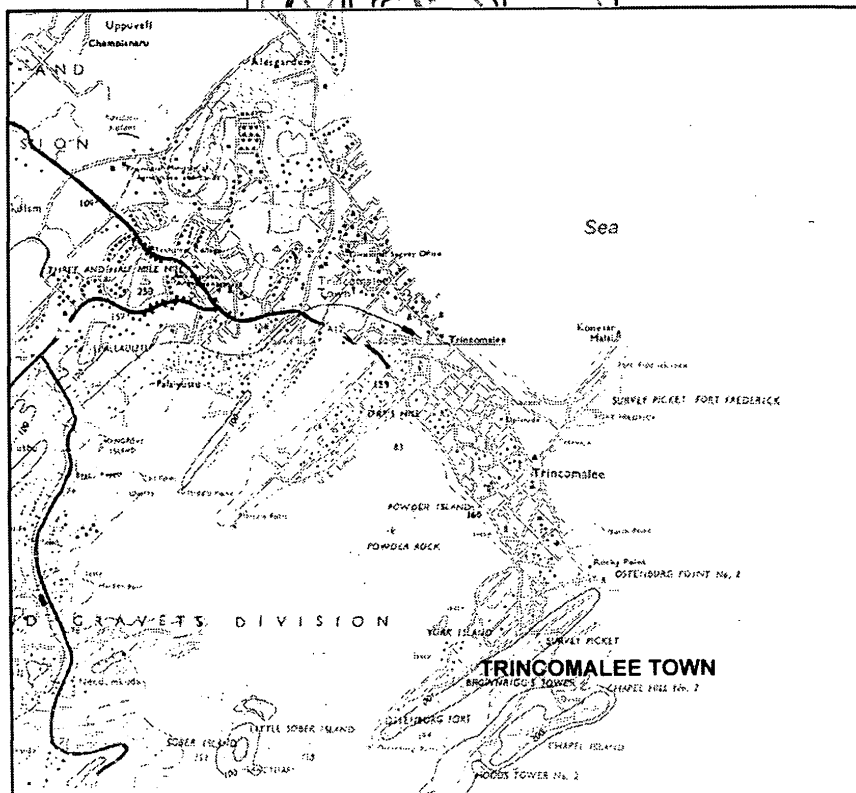
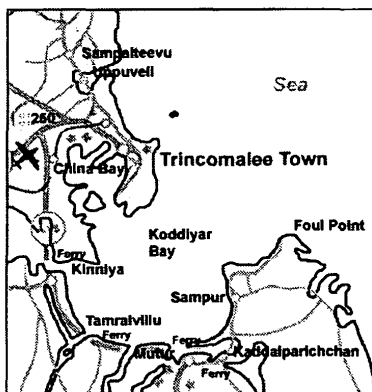
1. DISTRICT: TRINCOMALEE 2. D.S. DIVISION: KUCHCHAVELI 3. VILLAGE: KUCHCHAVELI				
G.S. Division	Occupational Destructons			
	Families	Business Value	Other Value	Total
IRAKAKANDI	27	682,500	83,200	765,700
JAYANAGAR	21	680,000	392,000	1,072,000
GOPALAPURAM	7	127,500	84,500	212,000
NILAVELI-VELOOR	39	2,312,000	3,509,050	5,821,050
SENTHOOR	19	343,000	558,500	901,500
VALAIYOOTHU	4	-	15,000	15,000
TOTAL	117	4,145,000	4,642,250	8,787,250



2004 DECEMBER 26 "TSUNAMI"

ASSESSMENT OF DESTRUCTIONS TO MUSLIMS
IN THE EASTERN PROVINCE
SRI LANKA

TRINCOMALEE TOWN
TRINCOMALEE DISTRICT



MUSLIM RECONSTRUCTION AND RESETTLEMENT ORGANISATION - MRRO
57, Norris Canal Road, Colombo 10, SRI LANKA, TP: 94 11 2697032, Fax: 94 11 2696147, E-mail: muslimrt@sltnet.lk

Tsunami Destructations - Trincomalee Town

1.0 Personal Destructations

Families	Population	Death					Injured				Total
		F	M	B	G	Total	F	M	B	G	
283	1275	1	0	0	1	2	6	9	3	3	21

F-Father, M-Mother, B-Boys, G-Girls

2.0 Residential Destructations

2.1 Fully Damaged

Families	Land Value	House Value	Total
34	Rs. 2,505,000	3,200,000	5,705,000
	US\$ 25,050	32,000	57,050

2.2 Partially Damaged

Families	Land Value	House Value	Total
64	Rs. 15,485,000	21,001,000	36,486,000
	US\$ 154,850	210010	364860

2.3 Nature of Damage Not Given

Families	Land Value	House Value	Total
91	Rs. 27,423,000	38,059,000	65,482,000
	US\$ 274230	380590	654820

2.4 Residential Destructations Total

Families	Land Value	House Value	Total
189	Rs. 45,413,000	62,260,000	107,673,000
	US\$ 454130	622600	1076730

3.0 Occupational Destructations

Families	Business Value	Other Value	Total
283	Rs. 17,466,650	9,490,800	26,957,450
	US\$ 174666.5	94908	269574.5

3.1 Businessmen

Families	Business Value	Other Value	Total
12	Rs. 223,000	464,500	687,500
	US\$ 2230	4645	6875

3.2 Casual Labours

Families	Business Value	Other Value	Total
30	Rs. 531,500	933,000	1,464,500
	US\$ 5315	9330	14645

3.3 Drivers

Families	Business Value	Other Value	Total
1	Rs. 0	25,000	25,000
	US\$ 0	250	250

3.4 Farmers

Families	Business Value	Other Value	Total
2	Rs. 15,000	0	15,000
	US\$ 150	0	150

3.5 Fishermen

Families		Business Value	Other Value	Total
180	Rs.	15,973,950	4,429,900	20,403,850
	US\$	159739.5	44299	204038.5

3.6 Government, State Employees and Retired

Families		Business Value	Other Value	Total
6	Rs.	325,500	350,000	675,500
	US\$	3255	3500	6755

3.7 Skill Labours

Families		Business Value	Other Value	Total
4	Rs.	18,700	332,900	351,600
	US\$	187	3329	3516

3.8 Tailors

Families		Business Value	Other Value	Total
2	Rs.	7,000	0	7,000
	US\$	70	0	70

3.9 Teachers

Families		Business Value	Other Value	Total
6	Rs.	365,000	155,500	520,500
	US\$	3650	1555	5205

3.10 Others

Families		Business Value	Other Value	Total
5	Rs.	0	545,500	545,500
	US\$	0	5455	5455

3.11 Occupation Not Given

Families		Business Value	Other Value	Total
35	Rs.	7,000	2,254,500	2,261,500
	US\$	70.00	22,545.00	22,615.00

Total			Rs.	134,630,450
			US\$	1,346,304.50

2004 DECEMBER 26 "TSUNAMI"

ASSESSMENT OF DESTRUCTIONS TO MUSLIMS
IN THE EASTERN PROVINCE
SRI LANKA

PERSONAL DESTRUCTIONS

**TRINCOMALEE TOWN
TRINCOMALEE DISTRICT**



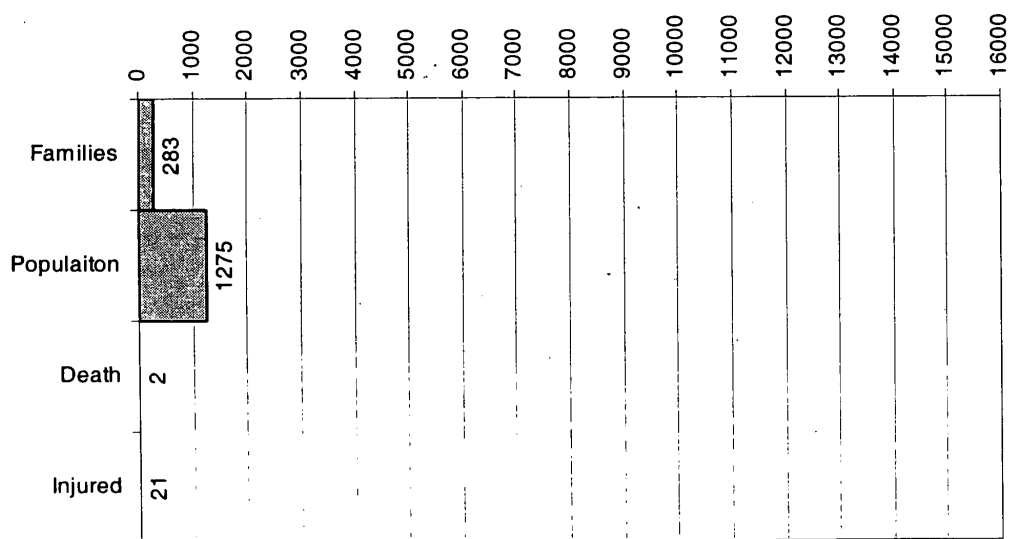
MUSLIM RECONSTRUCTION AND RESETTLEMENT ORGANISATION - MRRO
57, Norris Canal Road, Colombo 10, SRI LANKA, TP: 94 11 2697032, Fax: 94 11 2696147, E-mail: muslimrt@sltnet.lk

2004 DECEMBER 26 "TSUNAMI"
ASSESSMENT OF DESTRUCTIONS TO MUSLIMS
PERSONAL DESTRUCTIONS

1. DISTRICT: TRINCOMALEE 2. D.S. DIVISION: TRINCOMALEE TOWN 3. VILLAGE: TRINCOMALEE TOWN

G.S. Division	Personal Destructions											
	Families	Population	Death					Injured				
			F	M	B	G	Total	F	M	B	G	Total
CHINA BAY	24	102	0	0	0	0	0	0	1	0	0	1
JINNAH NAGAR	38	186	1	0	0	0	1	1	1	0	1	3
MANAYAVELI	52	202	0	0	0	0	0	0	0	0	0	0
MURUHAPURI	148	681	0	0	0	0	0	1	3	0	1	5
PALAIYUTRU	2	8	0	0	0	0	0	1	0	0	0	1
SONAHAVADI	13	68	0	0	0	1	1	0	0	0	0	0
THILLAI NAGAR	6	28	0	0	0	0	0	3	4	3	1	11
TOTAL	283	1275	1	0	0	1	2	6	9	3	3	21

F-Father, M-Mother, B-Boys, G-Girls



2004 DECEMBER 26 "TSUNAMI"

ASSESSMENT OF DESTRUCTIONS TO MUSLIMS
IN THE EASTERN PROVINCE
SRI LANKA

RESIDENTIAL DESTRUCTIONS

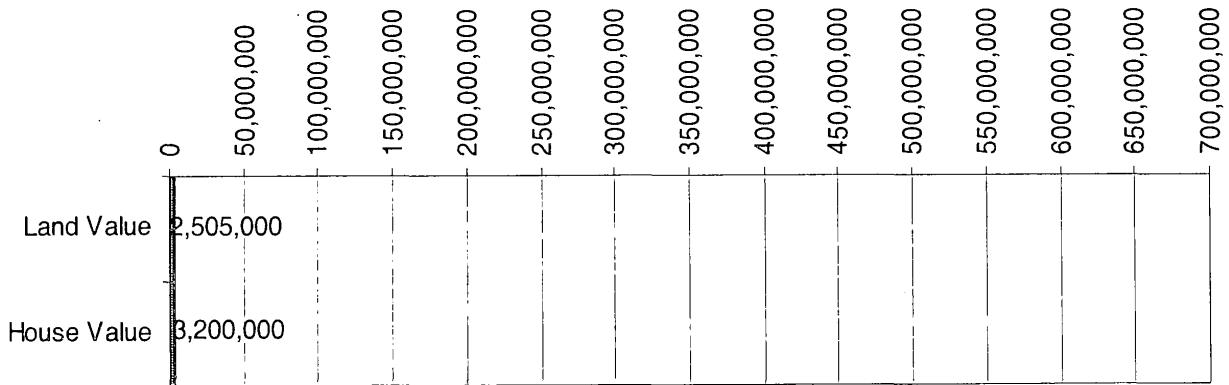
**TRINCOMALEE TOWN
TRINCOMALEE DISTRICT**



MUSLIM RECONSTRUCTION AND RESETTLEMENT ORGANISATION - MRRO
57, Norris Canal Road, Colombo 10, SRI LANKA, TP: 94 11 2697032, Fax: 94 11 2696147, E-mail: muslimrt@sltnet.lk

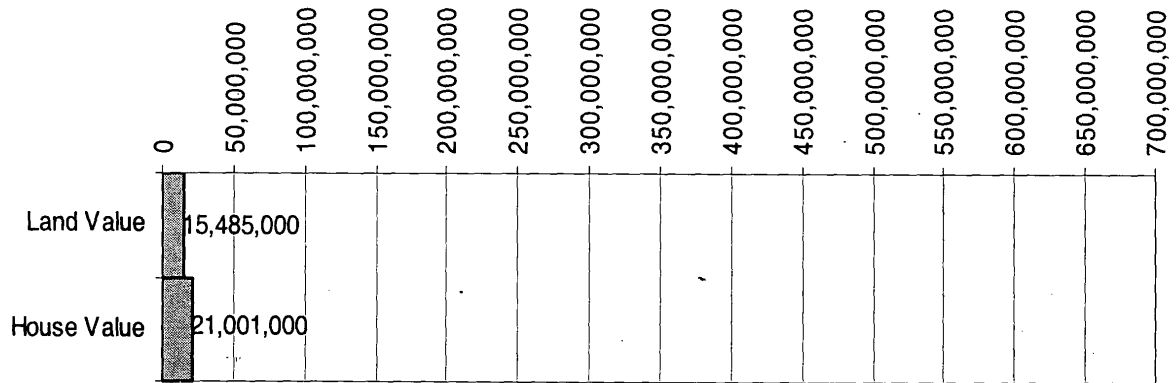
**2004 DECEMBER 26 "TSUNAMI"
ASSESSMENT OF DESTRUCTIONS TO MUSLIMS
RESIDENTIAL DESTRUCTIONS - Fully Damaged**

1. DISTRICT: TRINCOMALEE 2. D.S. DIVISION: TRINCOMALEE TOWN 3. VILLAGE: TRINCOMALEE TOWN				
G.S. Division	Residential Destructions			
	Families	Land Value	House Value	Total
CHINA BAY	4	330,000	355,000	685,000
JINNAH NAGAR	1	-	50,000	50,000
MANAYAVELI	3	-	-	-
MURUHAPURI	26	2,175,000	2,795,000	4,970,000
TOTAL	34	2,505,000	3,200,000	5,705,000



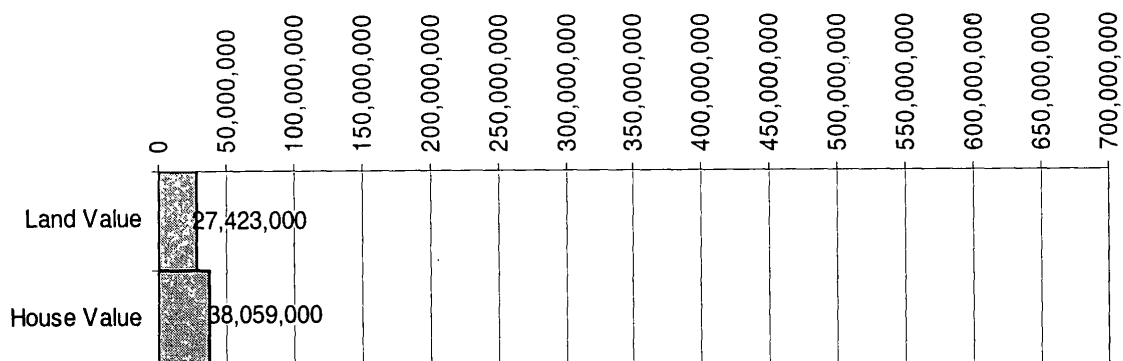
2004 DECEMBER 26 "TSUNAMI"
ASSESSMENT OF DESTRUCTIONS TO MUSLIMS
RESIDENTIAL DESTRUCTIONS - Partially Damaged

1. DISTRICT: TRINCOMALEE 2. D.S. DIVISION: TRINCOMALEE TOWN 3. VILLAGE: TRINCOMALEE TOWN				
G.S. Division	Residential Destructios			
	Families	Land Value	House Value	Total
CHINA BAY	5	400,000	380,000	780,000
MANAYAVELI	4	6,200,000	11,200,000	17,400,000
MURUHAPURI	50	7,235,000	7,771,000	15,006,000
THILLAI NAGAR	5	1,650,000	1,650,000	3,300,000
TOTAL	64	15,485,000	21,001,000	36,486,000



2004 DECEMBER 26 "TSUNAMI"
ASSESSMENT OF DESTRUCTIONS TO MUSLIMS
RESIDENTIAL DESTRUCTIONS - Nature of Damages not given

1. DISTRICT: TRINCOMALEE 2. D.S. DIVISION: TRINCOMALEE TOWN 3. VILLAGE: TRINCOMALEE TOWN				
G.S. Division	Residential Destructiions			
	Families	Land Value	House Value	Total
CHINA BAY	6	-	246,000	246,000
JINNA NAGAR	29	15,458,000	16,768,000	32,226,000
MANAYAVELI	6	4,000,000	6,550,000	10,550,000
MURUHAPURI	50	7,965,000	14,495,000	22,460,000
TOTAL	91	27,423,000	38,059,000	65,482,000



2004 DECEMBER 26 "TSUNAMI"

ASSESSMENT OF DESTRUCTIONS TO MUSLIMS
IN THE EASTERN PROVINCE
SRI LANKA

OCCUPATIONAL DESTRUCTIONS

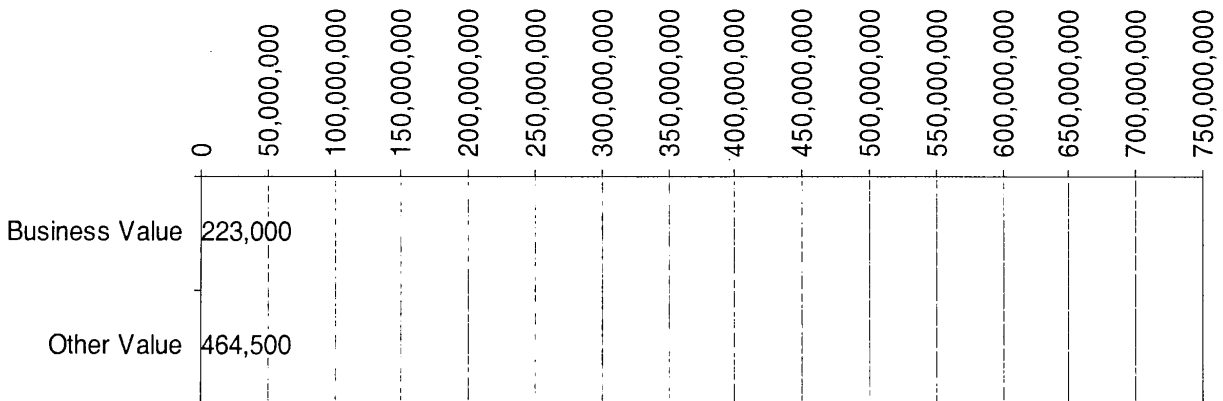
**TRINCOMALEE TOWN
TRINCOMALEE DISTRICT**



MUSLIM RECONSTRUCTION AND RESETTLEMENT ORGANISATION - MRRO
57, Norris Canal Road, Colombo 10, SRI LANKA, TP: 94 11 2697032, Fax: 94 11 2696147, E-mail: muslimrt@sltnet.lk


2004 DECEMBER 26 "TSUNAMI"
ASSESSMENT OF DESTRUCTIONS TO MUSLIMS
OCCUPATIONAL DESTRUCTIONS - Businessmen

1. DISTRICT: TRINCOMALEE 2. D.S. DIVISION: TRINCOMALEE TOWN 3. VILLAGE: TRINCOMALEE TOWN				
G.S. Division	Occupational Destructons			
	Families	Business Value	Other Value	Total
MANAYAVELI	5	203,000	163,000	366,000
MURUHAPURI	6	20,000	235,000	255,000
SONAHAVADI	1	-	66,500	66,500
TOTAL	12	223,000	464,500	687,500



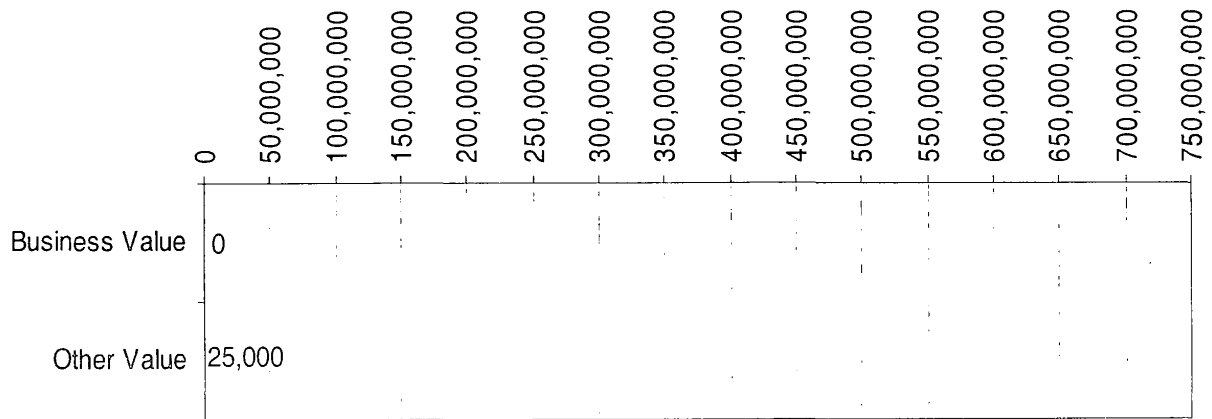
2004 DECEMBER 26 "TSUNAMI"
ASSESSMENT OF DESTRUCTIONS TO MUSLIMS
OCCUPATIONAL DESTRUCTIONS - Casual Labors

1. DISTRICT: TRINCOMALEE 2. D.S. DIVISION: TRINCOMALEE TOWN 3. VILLAGE: TRINCOMALEE TOWN				
G.S. Division	Occupational Destructutions			
	Families	Business Value	Other Value	Total
CHINA BAY	1	-	20,000	20,000
JINNAH NAGAR	15	458,000	45,000	503,000
MANAYAVELI	1	5,000	-	5,000
MURUHAPURI	13	68,500	868,000	936,500
TOTAL	30	531,500	933,000	1,464,500




2004 DECEMBER 26 "TSUNAMI"
ASSESSMENT OF DESTRUCTIONS TO MUSLIMS
OCCUPATIONAL DESTRUCTIONS - Drivers

1. DISTRICT: TRINCOMALEE 2. D.S. DIVISION: TRINCOMALEE TOWN 3. VILLAGE: TRINCOMALEE TOWN				
G.S. Division	Occupational Destructutions			
	Families	Business Value	Other Value	Total
MANAYAVELI	1	-	25,000	25,000
TOTAL	1	-	25,000	25,000




2004 DECEMBER 26 "TSUNAMI"
ASSESSMENT OF DESTRUCTIONS TO MUSLIMS
OCCUPATIONAL DESTRUCTIONS - Farmers

1. DISTRICT: TRINCOMALEE 2. D.S. DIVISION: TRINCOMALEE TOWN 3. VILLAGE: TRINCOMALEE TOWN				
G.S. Division	Occupational Destructions			
	Families	Business Value	Other Value	Total
MANAYAVELI	2	15,000	-	15,000
TOTAL	2	15,000	-	15,000



2004 DECEMBER 26 "TSUNAMI"
ASSESSMENT OF DESTRUCTIONS TO MUSLIMS
OCCUPATIONAL DESTRUCTIONS - Fishermen

1. DISTRICT: TRINCOMALEE 2. D.S. DIVISION: TRINCOMALEE TOWN 3. VILLAGE: TRINCOMALEE TOWN				
G.S. Division	Occupational Destructons			
	Families	Business Value	Other Value	Total
CHINA BAY	21	738,000	154,000	892,000
JINNAH NAGAR	18	2,721,500	223,500	2,945,000
MANAYAVELI	13	1,165,950	373,000	1,538,950
MURUHAPURI	110	9,103,000	2,619,400	11,722,400
PALAIYUTRU	2	222,500	-	222,500
SONAHAVADI	11	1,776,000	-	1,776,000
THILLAI NAGAR	5	247,000	1,060,000	1,307,000
TOTAL	180	15,973,950	4,429,900	20,403,850




2004 DECEMBER 26 "TSUNAMI"

ASSESSMENT OF DESTRUCTIONS TO MUSLIMS

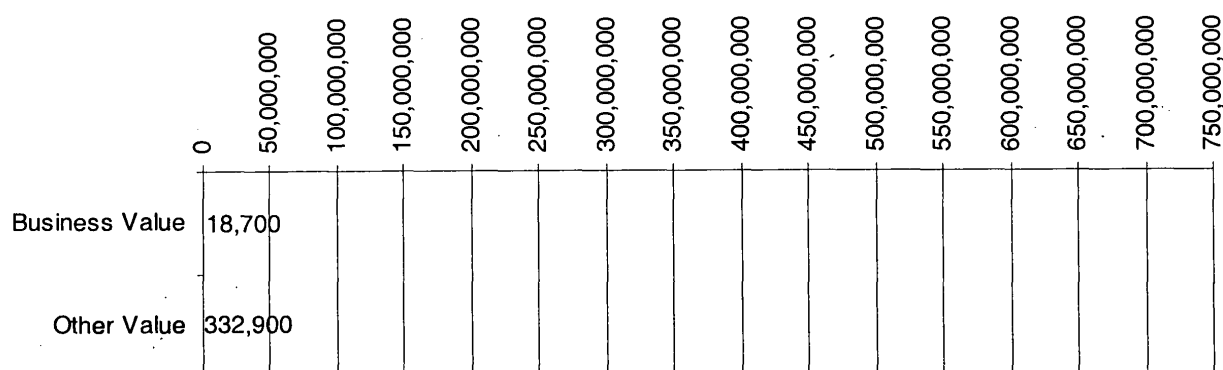
OCCUPATIONAL DESTRUCTIONS - Government, State Employees and Retired

1. DISTRICT: TRINCOMALEE 2. D.S. DIVISION: TRINCOMALEE TOWN 3. VILLAGE: TRINCOMALEE TOWN				
G.S. Division	Occupational Destructutions			
	Families	Business Value	Other Value	Total
MANAYAVELI	4	155,000	335,000	490,000
MURUHAPURI	2	170,500	15,000	185,500
TOTAL	6	325,500	350,000	675,500



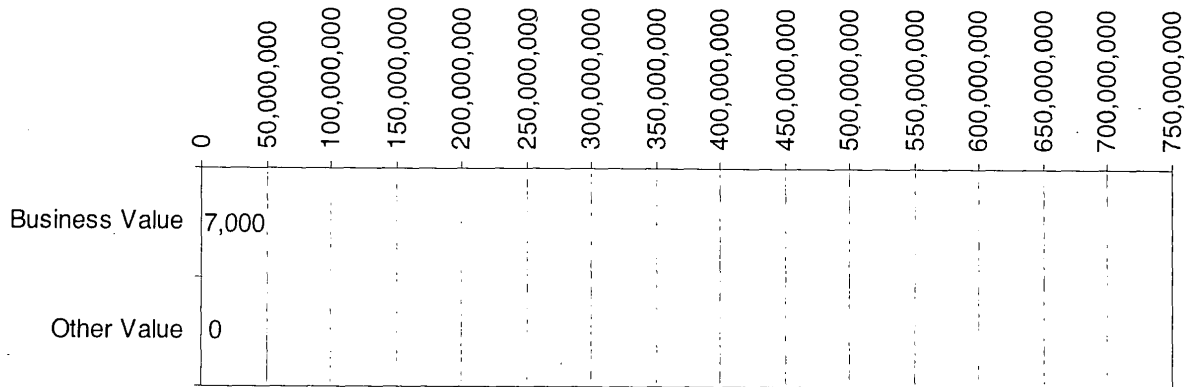
2004 DECEMBER 26 "TSUNAMI"
ASSESSMENT OF DESTRUCTIONS TO MUSLIMS
OCCUPATIONAL DESTRUCTIONS - Skill Labors

1. DISTRICT: TRINCOMALEE 2. D.S. DIVISION: TRINCOMALEE TOWN 3. VILLAGE: TRINCOMALEE TOWN				
G.S. Division	Occupational Destructors			
	Families	Business Value	Other Value	Total
JINNAH NAGAR	1	-	107,400	107,400
MURUHAPURI	3	18,700	225,500	244,200
TOTAL	4	18,700	332,900	351,600




2004 DECEMBER 26 "TSUNAMI"
ASSESSMENT OF DESTRUCTIONS TO MUSLIMS
OCCUPATIONAL DESTRUCTIONS - Tailors

1. DISTRICT: TRINCOMALEE 2. D.S. DIVISION: TRINCOMALEE TOWN 3. VILLAGE: TRINCOMALEE TOWN				
G.S. Division	Occupational Destructons			
	Families	Business Value	Other Value	Total
MANAYAVELI	2	7,000	-	7,000
TOTAL	2	7,000	-	7,000




2004 DECEMBER 26 "TSUNAMI"
ASSESSMENT OF DESTRUCTIONS TO MUSLIMS
OCCUPATIONAL DESTRUCTIONS - Teachers

1. DISTRICT: TRINCOMALEE 2. D.S. DIVISION: TRINCOMALEE TOWN 3. VILLAGE: TRINCOMALEE TOWN				
G.S. Division	Occupational Destructons			
	Families	Business Value	Other Value	Total
JINNAH NAGAR	1	365,000	-	365,000
MANAYAVELI	4	-	55,000	55,000
MURUHAPURI	1	-	100,500	100,500
TOTAL	6	365,000	155,500	520,500



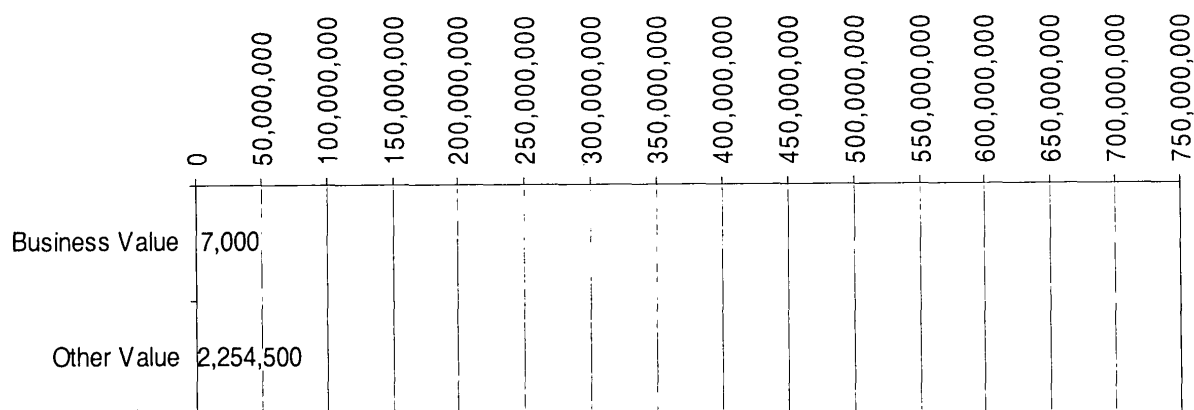
2004 DECEMBER 26 "TSUNAMI"
ASSESSMENT OF DESTRUCTIONS TO MUSLIMS
OCCUPATIONAL DESTRUCTIONS - Others

1. DISTRICT: TRINCOMALEE 2. D.S. DIVISION: TRINCOMALEE TOWN 3. VILLAGE: TRINCOMALEE TOWN				
G.S. Division	Occupational Destructons			
	Families	Business Value	Other Value	Total
MANAYAVELI	4	-	462,000	462,000
MURUHAPURI	1	-	83,500	83,500
TOTAL	5	-	545,500	545,500



2004 DECEMBER 26 "TSUNAMI"
ASSESSMENT OF DESTRUCTIONS TO MUSLIMS
OCCUPATIONAL DESTRUCTIONS - Occupation Not Given

1. DISTRICT: TRINCOMALEE 2. D.S. DIVISION: TRINCOMALEE TOWN 3. VILLAGE: TRINCOMALEE TOWN				
G.S. Division	Occupational Destructons			
	Families	Business Value	Other Value	Total
CHINA BAY	2	-	20,000	20,000
JINNAH NAGAR	3	-	25,000	25,000
MANAYAVELI	16	-	1,110,500	1,110,500
MURUHAPURI	12	7,000	1,079,000	1,086,000
SONAHAVADI	1	-	-	-
THILLAI NAGAR	1	-	20,000	20,000
TOTAL	35	7,000	2,254,500	2,261,500



LIST OF VOLUMES

EASTERN PROVINCE

Volume – I Survey Report

AMPARA DISTRICT

- Volume – II (a) Maruthamunai – Personal Destruction
II (b) Maruthamunai – Residential Destruction
II (c) Maruthamunai – Occupational Destruction
- Volume – III (a) Kalmunai – Personal Destruction
III (b) Kalmunai – Residential Destruction
III (c) Kalmunai – Occupational Destruction
- Volume – IV (a) Sainthamaruthu – Personal Destruction
IV (b) Sainthamaruthu – Residential Destruction
IV (c) Sainthamaruthu – Occupational Destruction
- Volume – V (a) Malihaikadu – Personal Destruction
V (b) Malihaikadu – Residential Destruction
V (c) Malihaikadu – Occupational Destruction
- Volume – VI (a) Ninthavur – Personal Destruction
VI (b) Ninthavur – Residential Destruction
VI (c) Ninthavur – Occupational Destruction
- Volume – VII (a) Oluvil – Personal Destruction
VII (b) Oluvil – Residential Destruction
VII (c) Oluvil – Occupational Destruction
- Volume – VIII (a) Addalachchenai – Personal Destruction
VIII (b) Addalachchenai – Residential Destruction
VIII (c) Addalachchenai – Occupational Destruction
- Volume – IX (a) Akkaraipattu – Personal Destruction
IX (b) Akkaraipattu – Residential Destruction
IX (c) Akkaraipattu – Occupational Destruction
- Volume – X (a) Pottuvil – Personal Destruction
X (b) Pottuvil – Residential Destruction
X (c) Pottuvil – Occupational Destruction

BATTICALOA DISTRICT

- Volume – XI (a) Kattankudy – Personal Destruction
XI (b) Kattankudy – Residential Destruction
XI (c) Kattankudy – Occupational Destruction
- Volume – XII (a) Palamunai – Personal Destruction
XII (b) Palamunai – Residential Destruction
XII (c) Palamunai – Occupational Destruction
- Volume – XIII (a) Manchanthoduvai – Personal Destruction
XIII (b) Manchanthoduvai – Residential Destruction
XIII (c) Manchanthoduvai – Occupational Destruction
- Volume – XIV (a) Poonochchimunai – Personal Destruction
XIV (b) Poonochchimunai – Residential Destruction
XIV (c) Poonochchimunai – Occupational Destruction

TRINCOMALEE DISTRICT

- Volume – XV (a) Mutur – Personal Destruction
XV (b) Mutur – Residential Destruction
XV (c) Mutur – Occupational Destruction
- Volume – XVI (a) Kinniya – Personal Destruction
XVI (b) Kinniya – Residential Destruction
XVI (c) Kinniya – Occupational Destruction
- Volume – XVII (a) Kuchchaveli – Personal Destruction
XVII (b) Kuchchaveli – Residential Destruction
XVII (c) Kuchchaveli – Occupational Destruction
- Volume – XVIII (a) Trincomalee Town – Personal Destruction
XVIII (b) Trincomalee Town – Residential Destruction
XVIII (c) Trincomalee Town – Occupational Destruction

MUSLIM RECONSTRUCTION AND RESETTLEMENT ORGANISATION - MRRO

57, Norris Canal Road, Colombo 10, SRI LANKA. TP: 94 11 2697032. Fax: 94 11 2696147, E-mail: muslimrt@sltnet.lk

Primary Objects:

- i To ensure the safety and security of the Muslims displaced as a result of ethnic conflict and Tsunami destruction in Sri Lanka.**
- ii To protect and promote the welfare of the Muslims in Sri Lanka.**
- iii To assess the needs of Muslims affected by ethnic violence and Tsunami destruction in Sri Lanka.**
- iv To obtain aid and support for the reconstruction and resettlement of Muslims affected by ethnic violence and Tsunami destruction in Sri Lanka.**
- v To reconstruct the Residential Houses, Business Premises, Educational, Religious and other properties of the Muslims affected as a result of ethnic violence and Tsunami destruction in Sri Lanka.**
- vi To resettle the Muslims displaced as a result of ethnic conflict and Tsunami destruction in Sri Lanka.**

Subscribers:

**Mr. M.I.M. Mohideen,
Akkaraipattu
Chairman/ Managing Director**

**Mr. M.D.M. Vazeer,
Matara
Director**

**Mr. A.L.A. Jawath,
Kattankudy
Director**

**Mr. I.M. Ibrahim,
Sammanthurai**

**Mr. U.L.M.N. Mubeen,
Kattankudy**

**Mr. M.A.M. Anver,
Kinniya**

**Mr. M.I. Liyakathali,
Akkaraipattu**

National Digitization Project

National Science Foundation

Institute : South Eastern University of Sri Lanka

1. Place of Scanning : Main Library, South Eastern University of Sri Lanka, Oluvil

2. Date Scanned : 2018.02.15

3. Name of Digitizing Company : Sanje (Private) Ltd, No 435/16, Kottawa Rd,
Hokandara North, Arangala, Hokandara

4. Scanning Officer

Name : I. W. A. C. J. Chandrasena

Signature : *Chandrasena*

Certification of Scanning

I hereby certify that the scanning of this document was carried out under my supervision, according to the norms and standards of digital scanning accurately, also keeping with the originality of the original document to be accepted in a court of law.

Certifying Officer

Designation : Acting Librarian

Name : M. M. Mashroofa

Signature : *M. M. Mashroofa*

Date : 2018.02.15

"This document/publication was digitized under National Digitization Project of the National Science Foundation, Sri Lanka"